



**SM Motorenteile GmbH**

**Alleenstr. 70 · 71679 Asperg**

**Germany**

**phone +49 7141 2047-0 · fax +49 7141 2047-16**

**[info@sm-original-germany.com](mailto:info@sm-original-germany.com)**

**[www.sm-original-germany.com](http://www.sm-original-germany.com)**

**KOLBEN / KOLBENRINGE / ZYLINDERBUCHSEN / ASSEMBLIES  
PISTONS / PISTON RINGS / CYLINDER LINERS / ASSEMBLIES  
PISTONS / JEUX DE SEGMENTS / CHEMISES / ENSEMBLES  
PISTONES / JUEGOS DE SEGMENTOS / CAMISAS / KITS DE  
MOTOR  
ПОРШНИ / ПОРШНЕВЫЕ КОЛЬЦА / ГИЛЬЗЫ ЦИЛИНДРОВ /  
ЦИЛИНДРЫ В СБОРЕ С ГИЛЬЗОЙ И ПОРШНЕМ  
المكابس\ حلقات المكابس\ الاسطوانات\ الاطقم**

<b>Inhaltsverzeichnis</b>	<b>Seite</b>
<b>Table of contents</b>	<b>Page</b>
<b>Table des matières</b>	<b>Page</b>
<b>Índice</b>	<b>Página</b>
<b>Содержание</b>	<b>Страница</b>
<b>محتويات</b>	<b>صفحة</b>
Anleitung zum Katalog	I-IV
How to use the catalogue	V-VIII
Mode d'emploi du catalogue	IX-XII
Empleo del catálogo	XIII-XVI
Указания по пользованию каталогом	XVII-XX
ارشادات حول استخدام الكatalog	XXIV-XXI
Inhaltsverzeichnis nach Herstellern Table of contents in order of manufacturers Index par noms de constructeurs Índice por fabricante Содержание по производителям فهرس المحتويات حسب الشركات المصنعة	XXV
Wichtiger Hinweis Important notice Note importante	XXVI
Nota importante Важная информация ملاحظات مهمة	XXVII

Vergleichsnummern Liste	:	MAHLE → SM	
Cross reference list	:	MAHLE → SM	
Liste d'équivalences	:	MAHLE → SM	<b>467 - 502</b>
Cruce de referencias	:	MAHLE → SM	
Кросс-номера	:	MAHLE → SM	
قوائم المقارنة	:	MAHLE → SM	











Vergleichsnummern Liste	:	KS → SM	
Cross reference list	:	KS → SM	
Liste d'équivalences	:	KS → SM	<b>503 - 533</b>
Cruce de referencias	:	KS → SM	
Кросс-номера	:	KS → SM	
قوائم المقارنة	:	KS → SM	

Vergleichsnummern Liste	:	Federal Mogul → SM	
Cross reference list	:	Federal Mogul → SM	
Liste d'équivalences	:	Federal Mogul → SM	<b>535 - 551</b>
Cruce de referencias	:	Federal Mogul → SM	
Кросс-номера	:	Federal Mogul → SM	
قوائم المقارنة	:	Federal Mogul → SM	

Vergleichsnummern Liste	:	Sonstige	→ SM	
Cross reference list	:	Miscellaneous	→ SM	
Liste d'équivalences	:	Divers	→ SM	<b>553 - 592</b>
Cruce de referencias	:	Otro	→ SM	
Кросс-номера	:	Прочие	→ SM	
قوائم المقارنة	:	متفرقات	→ SM	

---

# Anleitung zum Katalog

 MODEL / ENGINE	YEAR	 Dia. CYL	 KH GL VT BU MT	 Ø x L		 SM-REF.	 SM-REF.	 Piston Dia.	 SM-REF.	 SM-REF.
<b>MERCEDES-BENZ DIESEL</b>  <b>Eng. OM 457</b> .947 / 960 / 980 Euro 2 .948 / 957 / 961 / 976 / 981 Euro 3 .950-954 / 959 / 964-970 / 973 / 974 .977 / 982 .986 / 990 / 991 Euro 4/5 11967 ccm 185-335 kW (252-455 PS)	98-21	128,00 6	85,5 - - -17,71 135,05 - MØ=17,71 -	52 x 103 T	3,00 3,00 4,00	<b>791270-00-1</b> 916 CCL IF * 911 IW U Cr 947 EX Cr	<b>801085-00-1</b>  RT / KK	128,00	<b>951098-1</b> A=144,50 L=266,00 H=10,13 C=155,50 F=1,15 X=6,45	<b>811082-2</b>  <b>921098-1</b> 1 x T 0,15 1 x FP 7,0 1 x FP 3,8
①	②	③	④	⑤	⑥	⑦	⑧	⑨	⑩	⑪ ⑫

① Typ / Motor / Fahrzeugdetails

② Baujahr

③ 128,00 = Nenndurchmesser (mm)  
 6 = Anzahl Zylinder  
 V = V-Motor

④ 85,50 = Kompressionshöhe (mm)  
 - = Bodenüberhöhung (mm)  
 - = Ventiltaschentiefe (mm)  
 - 17,71 = Muldentiefe (mm)  
 135,05 = Gesamtlänge (mm)  
 - = Augenabstand (mm)  
 MØ = Muldendurchmesser (mm)  
 - = Muldenversatz (mm)

⑤ Kolbenbolzendurchmesser (mm) x Gesamtlänge (mm)

T = Trapezpleuel  
 S = Schrumpf / Klemmpleuel  
 NB = Nabenbuchse  
 FB = Formbolzen  
 DLC = Diamantähnlicher Kohlenstoff

⑥ Kolbenringhöhe (mm)

⑦ 79... = **SM** Kolbenringsatznummer

...-00- = Standard	...-1 = Satz für 1 Zylinder
...-25- = 0,25 mm	...-2 = Satz für 2 Zylinder
...-30- = 0,30 mm	...-3 = Satz für 3 Zylinder
...-50- = 0,50 mm	...-4 = Satz für 4 Zylinder
...-60- = 0,60 mm	...-5 = Satz für 5 Zylinder
...-75- = 0,75 mm	...-6 = Satz für 6 Zylinder
...-80- = 0,80 mm	...-8 = Satz für 8 Zylinder
...-10- = 1,00 mm	
...-15- = 1,15 mm	

Kolbenringquerschnitte und Beschichtungen auf Seite Nr. III + IV

⑧	80...	=	<b>SM</b> Kolbennummer		
	...-00-	=	Standard	...-1	= 1 Stück / VPE
	...-25-	=	0,25 mm		
	...-30-	=	0,30 mm		
	...-50-	=	0,50 mm		
	...-60-	=	0,60 mm		
	...-75-	=	0,75 mm		
	...-80-	=	0,80 mm		

RT	=	Ringträger
KK	=	Kühlkanal
HA	=	Hartanodisierung
PSK	=	Pendelschaftkolben
AK	=	Aussparung Kühllölspritzdüse
S	=	Stahlkolben

⑨ Kolben Nenndurchmesser (mm)

⑩	95...	=	<b>SM</b> Zylinder- / Buchsennummer
	...-1	=	1 Stück / VPE ohne Dichtungssatz
	...-2	=	1 Stück / VPE mit Dichtungssatz
	...-3	=	3 Stück / VPE ohne Dichtungssatz
	...-4	=	4 Stück / VPE ohne Dichtungssatz

A	=	Einpassdurchmesser (mm)
L	=	Gesamtlänge (mm)
H	=	Bundhöhe (mm)
C	=	Bunddurchmesser (mm)
F	=	Feuerschutzrandhöhe (mm)
Semi	=	Vorgedreht
R	=	Freidrehungshöhe (mm)
X	=	Feuerringhöhe (mm)

⑪	81...	=	<b>SM</b> Assemblynummer
	...-1	=	1 Stück / VPE ohne Dichtungssatz
	...-2	=	1 Stück / VPE mit Dichtungssatz
	...-3	=	3 Stück / VPE ohne Dichtungssatz
	...-4	=	4 Stück / VPE ohne Dichtungssatz

⑫	92...	=	<b>SM</b> Zylinder-Dichtungssatznummer
	...-1	=	Satz für 1 Zylinder
	EP	=	Kautschuk
	FP	=	Viton
	NB	=	Nitrilkautschuk
	T	=	Tombak
	VMQ	=	Silikon
	*	=	Sonderwerkstoff

## Kolbenringquerschnitte

Grafik	SM ref	Bauarten
	<b>910</b>	Rechteckring
	<b>911</b>	Minutenring
	<b>913</b>	Einseitiger Trapezring
	<b>914 / 916</b>	Doppeltrapezring
	<b>917</b>	Doppeltrapezring in Minutenausführung
	<b>930</b>	Nasenring
	<b>931</b>	Nasen-Minutenring
	<b>946</b>	Ölschlitzring
	<b>946 EX</b>	Ölschlitzring mit Schlauchfeder
	<b>947</b>	Dachfasenring
	<b>947 EX</b>	Dachfasen-Schlauchfederring
	<b>948</b>	Gleichfasenring
	<b>948 EX</b>	Gleichfasen-Schlauchfederring
	<b>3PC</b>	3-teiliger Öling

Grafik	Spez.	Ringausführungen
	<b>IF</b>	Ring mit Innenfase
	<b>IF U</b>	Ring mit Innenfase unten
	<b>IW</b>	Ring mit Innenwinkel
	<b>IW U</b>	Ring mit Innenwinkel unten
	<b>AN</b>	Ring mit Übergang zu Minutenring











### Umrechnungstabelle der Kolbenringhöhen von Zoll in Millimeter

1/16 = 1,600 mm	5/64 = 1,990 mm	3/32 = 2,385 mm	1/8 = 3,160 mm
5/32 = 3,947 mm	3/16 = 4,747 mm	7/32 = 5,556 mm	1/4 = 6,335 mm

## Beschichtungen und Oberflächenbehandlungen

<b>Cr</b>	Lauffläche verchromt
<b>Mo</b>	Lauffläche molybdänbeschichtet
<b>Ti</b>	Lauffläche titanbeschichtet
<b>Nit</b>	Lauffläche nitriert
<b>CCL</b>	Lauffläche chrom-keramikbeschichtet
<b>CDL</b>	Lauffläche chrom-diamantbeschichtet
<b>PVD</b>	Lauffläche chrom-nitriert
<b>P</b>	phosphatiert
<b>Fe</b>	ferrooxydiert
<b>*</b>	Sonderwerkstoff
<b>S</b>	Stahl

## How to use the catalogue

 MODEL / ENGINE	YEAR	 Dia. CYL	 KH VT MT GL DU	 Ø x L		 SM-REF	 SM-REF.	 Piston Dia.	 SM-REF.	 SM-REF.
<b>MERCEDES-BENZ DIESEL</b>										
<b>Eng. OM 457</b> .947 / 960 / 980 Euro 2 .948 / 957 / 961 / 976 / 981 Euro 3 .950-954 / 959 / 964-970 / 973 / 974 .977 / 982 .986 / 990 / 991 Euro 4/5 11967 ccm 185-335 kW (252-455 PS)	98-21	128,00 6	85,5 - -17,71 135,05 - MØ=17,71 -	52 x 103 T	3,00 3,00 4,00	<b>791270-00-1</b> 916 CCL IF * 911 IW U Cr 947 EX Cr	<b>801085-00-1</b> RT / KK	128,00	<b>951098-1</b> A=144,50 L=266,00 H=10,13 C=155,50 F=1,15 X=6,45	<b>811082-2</b> <b>921098-1</b> 1 x T 0,15 1 x FP 7,0 1 x FP 3,8
①	②	③	④	⑤	⑥	⑦	⑧	⑨	⑩	⑪ ⑫

① Manufacturer / engine / vehicle details

② Manufacturing year

③ 128,00 = nominal diameter (mm)  
6 = number of cylinders  
V = V-engine

④ 85,50 = compression height (mm)  
- = dome (mm)  
- = valve recess depth (mm)  
-17,71 = cavity (mm)  
135,05 = total length (mm)  
- = distance between bosses (mm)  
MØ = combustion chamber diameter (mm)  
- = combustion cavity offset (mm)

⑤ Pin outside diameter (mm) x total length (mm)

T = keystone con-rod  
S = shrink fit  
NB = pin boss bushing  
FB = profiled pin  
DLC = diamond like carbon

⑥ Piston ring height (mm)

⑦ 79... = **SM** piston ring reference

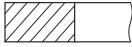

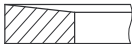

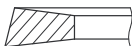








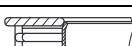
...-00- = standard	...-1 = set for 1 cylinder
...-25- = 0,25 mm	...-2 = set for 2 cylinders
...-30- = 0,30 mm	...-3 = set for 3 cylinders
...-50- = 0,50 mm	...-4 = set for 4 cylinders
...-60- = 0,60 mm	...-5 = set for 5 cylinders
...-75- = 0,75 mm	...-6 = set for 6 cylinders
...-80- = 0,80 mm	...-8 = set for 8 cylinders
...-10- = 1,00 mm	
...-15- = 1,15 mm	





Cross section of piston rings and coatings / surface treatment on page no. VII + VIII



- ⑧ 80... = **SM** piston reference
- |         |   |          |       |   |                        |
|---------|---|----------|-------|---|------------------------|
| ...-00- | = | standard | ...-1 | = | 1 piece / packing unit |
| ...-25- | = | 0,25 mm  |       |   |                        |
| ...-30- | = | 0,30 mm  |       |   |                        |
| ...-50- | = | 0,50 mm  |       |   |                        |
| ...-60- | = | 0,60 mm  |       |   |                        |
| ...-75- | = | 0,75 mm  |       |   |                        |
| ...-80- | = | 0,80 mm  |       |   |                        |
- 
- |     |   |                               |
|-----|---|-------------------------------|
| RT  | = | ring-carrier                  |
| KK  | = | cooling channel               |
| HA  | = | hardanodized piston crown     |
| PSK | = | articulated piston            |
| AK  | = | recess for oil cooling nozzle |
| S   | = | steel piston                  |
- ⑨ Nominal piston diameter (mm)
- ⑩ 95... = **SM** cylinder / liner reference
- |       |   |   |
|-------|---|---|
| ...-1 | = | 1 piece / packing unit without seal set   |
| ...-2 | = | 1 piece / packing unit including seal set |
| ...-3 | = | 3 pieces / packing unit without seal set  |
| ...-4 | = | 4 pieces / packing unit without seal set  |
- 
- |      |   |                                |
|------|---|--------------------------------|
| A    | = | fitting diameter (mm)          |
| L    | = | total length (mm)              |
| H    | = | collar height (mm)             |
| C    | = | collar diameter (mm)           |
| F    | = | fire protection rim (mm)       |
| Semi | = | semi finished                  |
| R    | = | Height of pin bore relief (mm) |
| X    | = | fire ring height (mm)          |
- ⑪ 95... = **SM** assembly reference
- |       |   |   |
|-------|---|---|
| ...-1 | = | 1 piece / packing unit without seal set   |
| ...-2 | = | 1 piece / packing unit including seal set |
| ...-3 | = | 3 pieces / packing unit without seal set  |
| ...-4 | = | 4 pieces / packing unit without seal set  |
- ⑫ 92... = **SM** cylinder liner seal set reference
- |       |   |                    |
|-------|---|--------------------|
| ...-1 | = | set for 1 cylinder |
|-------|---|--------------------|
- 
- |     |   |                  |
|-----|---|------------------|
| EP  | = | caoutchouc       |
| FP  | = | viton            |
| NB  | = | nitrile rubber   |
| T   | = | tombac           |
| VMQ | = | silicone         |
| *   | = | special material |

## Cross sections of piston rings

Graphic	SM ref	Types
	<b>910</b>	rectangular ring
	<b>911</b>	taper-faced ring
	<b>913</b>	half keystone ring
	<b>914 / 916</b>	keystone ring
	<b>917</b>	taper-faced keystone ring
	<b>930</b>	Napier ring
	<b>931</b>	taper-faced Napier ring
	<b>946</b>	slotted oil control ring
	<b>946 EX</b>	slotted oil control ring with loaded coil spring
	<b>947</b>	bevelled edge oil control ring
	<b>947 EX</b>	bevelled edge oil control ring with loaded coil spring
	<b>948</b>	double bevelled oil control ring
	<b>948 EX</b>	double bevelled oil control ring with loaded coil spring
	<b>3PC</b>	steel-rail oil control ring (multi piece)

Graphic	Spec.	Ring feature
	<b>IF</b>	ring with internal bevel (top)
	<b>IF U</b>	ring with internal bevel (bottom)
	<b>IW</b>	ring with internal step (top)
	<b>IW U</b>	ring with internal step (bottom)
	<b>AN</b>	ring with grown junction to tapering









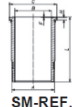

### Conversion table of piston ring height from inches to millimeter

1/16 = 1,600 mm	5/64 = 1,990 mm	3/32 = 2,385 mm	1/8 = 3,160 mm
5/32 = 3,947 mm	3/16 = 4,747 mm	7/32 = 5,556 mm	1/4 = 6,335 mm

## Coatings and surface treatment

<b>Cr</b>	periphery chrome-plated
<b>Mo</b>	periphery molybdenum-plated
<b>Ti</b>	periphery titanium-plated
<b>Nit</b>	periphery nitrided
<b>CCL</b>	periphery chrome-ceramic-plated
<b>CDL</b>	periphery chrome-diamond-plated
<b>PVD</b>	periphery chrome-nitrided
<b>P</b>	phosphated
<b>Fe</b>	ferroxided
<b>*</b>	special material
<b>S</b>	steel

## Mode d'emploi du catalogue

 MODEL / ENGINE	YEAR	 Dia. CYL	 KH GL VT MT DU	 Ø x L		 SM-REF	 SM-REF.	 Piston Dia.	 SM-REF.	 SM-REF.
<b>MERCEDES-BENZ DIESEL</b>										
<b>Eng. OM 457</b> .947 / 960 / 980 Euro 2 .948 / 957 / 961 / 976 / 981 Euro 3 .950-954 / 959 / 964-970 / 973 / 974 .977 / 982 .986 / 990 / 991 Euro 4/5 11967 ccm 185-335 kW (252-455 PS)	98-21	128,00 6	85,5 - -17,71 135,05 - MØ=17,71 -	52 x 103 T		791270-00-1 916 CCL IF * 911 IW U Cr 947 EX Cr	801085-00-1 RT / KK	128,00	951098-1 A=144,50 L=266,00 H=10,13 C=155,50 F=1,15 X=6,45	811082-2 921098-1 1 x T 0,15 1 x FP 7,0 1 x FP 3,8
①	②	③	④	⑤	⑥	⑦	⑧	⑨	⑩	⑪ ⑫

① Fabricant / moteur / informations du véhicule

② Année de construction

③ 128,00 = diamètre nominal (mm)  
 6 = nombre de cylindres  
 V = moteur en V

④ 85,50 = hauteur d'axe (mm)  
 - = dôme (mm)  
 - = profondeur dégagement de soupape (mm)  
 -17,71 = profondeur de chambre de combustion (mm)  
 135,05 = longueur totale (mm)  
 - = distance entre bossages (mm)  
 MØ = diamètre de chambre de combustion (mm)  
 - = chambre de combustion désaxée (mm)

⑤ Diamètre extérieur de l'axe (mm) x longueur totale (mm)

T = bielle trapézoïdale  
 S = montage serré de l'axe  
 NB = passage d'axe bagué  
 FB = axe façonné  
 DLC = carbon diamant amorphe

⑥ Hauteur des segments (mm)

⑦ 79... = référence segment **SM**

...-00- = standard	...-1 = jeu 1 cylindre
...-25- = 0,25 mm	...-2 = jeu 2 cylindres
...-30- = 0,30 mm	...-3 = jeu 3 cylindres
...-50- = 0,50 mm	...-4 = jeu 4 cylindres
...-60- = 0,60 mm	...-5 = jeu 5 cylindres
...-75- = 0,75 mm	...-6 = jeu 6 cylindres
...-80- = 0,80 mm	...-8 = jeu 8 cylindres
...-10- = 1,00 mm	
...-15- = 1,15 mm	

Sections des segments et types de revêtement / traitements de surface pages XI + XII

- ⑧ 80... = référence piston **SM**
- |         |   |          |       |   |                             |
|---------|---|----------|-------|---|-----------------------------|
| ...-00- | = | standard | ...-1 | = | 1 pièce / unité d'emballage |
| ...-25- | = | 0,25 mm  |       |   |                             |
| ...-30- | = | 0,30 mm  |       |   |                             |
| ...-50- | = | 0,50 mm  |       |   |                             |
| ...-60- | = | 0,60 mm  |       |   |                             |
| ...-75- | = | 0,75 mm  |       |   |                             |
| ...-80- | = | 0,80 mm  |       |   |                             |
- 
- |     |   |  |
|-----|---|--|
| RT  | = | porte-segment                                      |
| KK  | = | canal de refroidissement                           |
| HA  | = | tête endurcie par oxydation électrolytique         |
| PSK | = | piston articulé                                    |
| AK  | = | dégagement pour gicleur d'huile de refroidissement |
| S   | = | piston en acier                                    |
- ⑨ Diamètre nominal piston (mm)
- ⑩ 95... = référence chemise **SM**
- |       |   |   |
|-------|---|---|
| ...-1 | = | 1 pièce / unité d'emballage, sans joints  |
| ...-2 | = | 1 pièce / unité d'emballage, avec joints  |
| ...-3 | = | 3 pièces / unité d'emballage, sans joints |
| ...-4 | = | 4 pièces / unité d'emballage, sans joints |
- 
- |      |   |                                      |
|------|---|--------------------------------------|
| A    | = | diamètre d'ajustage (mm)             |
| L    | = | longueur totale (mm)                 |
| H    | = | hauteur collerette (mm)              |
| C    | = | diamètre collerette (mm)             |
| F    | = | hauteur du bord de feu (mm)          |
| Semi | = | chemise ébauchée                     |
| R    | = | dégagement (mm)                      |
| X    | = | hauteur du segment d'étanchéité (mm) |
- ⑪ 81... = référence ensemble **SM**
- |       |   |   |
|-------|---|---|
| ...-1 | = | 1 pièce / unité d'emballage, sans joints  |
| ...-2 | = | 1 pièce / unité d'emballage, avec joints  |
| ...-3 | = | 3 pièces / unité d'emballage, sans joints |
| ...-4 | = | 4 pièces / unité d'emballage, sans joints |
- ⑫ 92... = référence joints de chemise **SM**
- |       |   |                |
|-------|---|----------------|
| ...-1 | = | jeu 1 cylindre |
|-------|---|----------------|
- 
- |     |   |                    |
|-----|---|--------------------|
| EP  | = | caoutchouc         |
| FP  | = | viton              |
| NB  | = | caoutchouc nitrile |
| T   | = | tombac             |
| VMQ | = | silicone           |
| *   | = | matériau spécial   |

## Sections des segments

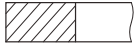

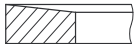



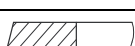
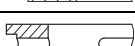




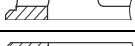





Illustration	Réf SM	Types
	<b>910</b>	Segment rectangulaire
	<b>911</b>	Segment conique
	<b>913</b>	Segment semi-trapézoïdal
	<b>914 / 916</b>	Segment trapézoïdal
	<b>917</b>	Segment trapézoïdal en forme conique
	<b>930</b>	Segment à talon
	<b>931</b>	Segment conique à talon
	<b>946</b>	Segment racleur à fentes
	<b>946 EX</b>	Segment racleur à fentes et ressort spiroïdal
	<b>947</b>	Segment racleur à chanfreins convergents
	<b>947 EX</b>	Segment racleur à chanfreins convergents et ressort spiroïdal
	<b>948</b>	Segment racleur à chanfreins parallèles
	<b>948 EX</b>	Segment racleur à chanfreins parallèles et ressort spiroïdal
	<b>3PC</b>	Segment racleur multi-pièces

Illustration	Spéc.	Formes de segments
	<b>IF</b>	Chanfrein intérieur de torsion en haut
	<b>IF U</b>	Chanfrein intérieur de torsion en bas
	<b>IW</b>	Angle intérieur en haut
	<b>IW U</b>	Angle intérieur en bas
	<b>AN</b>	Segment avec jonction graduelle au segment conique











### Tableau de conversion de pouces en millimètres des hauteurs de segments

1/16 = 1,600 mm	5/64 = 1,990 mm	3/32 = 2,385 mm	1/8 = 3,160 mm
5/32 = 3,947 mm	3/16 = 4,747 mm	7/32 = 5,556 mm	1/4 = 6,335 mm

## Types de revêtement et traitements de surface

<b>Cr</b>	surface de glissement chromée
<b>Mo</b>	surface de glissement revêtue de molybdène
<b>Ti</b>	surface de glissement titane
<b>Nit</b>	surface de glissement nitrée
<b>CCL</b>	surface de glissement revêtue chromée-céramique
<b>CDL</b>	surface de glissement revêtue chromée-diamant
<b>PVD</b>	surface de glissement chromée-nitrée
<b>P</b>	phosphate
<b>Fe</b>	ferro-oxyde
<b>*</b>	matériau spécial
<b>S</b>	acier

## Empleo del catálogo

 MODEL / ENGINE	YEAR	 Dia. CYL	 KH GL VT MT	 Ø x L		 SM-REF	 SM-REF.	 Piston Dia.	 SM-REF.	 SM-REF.
<b>MERCEDES-BENZ DIESEL</b>										
<b>Eng. OM 457</b> .947 / 960 / 980 Euro 2 .948 / 957 / 961 / 976 / 981 Euro 3 .950-954 / 959 / 964-970 / 973 / 974 .977 / 982 .986 / 990 / 991 Euro 4/5 11967 ccm 185-335 kW (252-455 PS)	98-21	128,00 6	85,5 - -17,71 135,05 - MØ=17,71 -	52 x 103 T	3,00 3,00 4,00	<b>791270-00-1</b> 916 CCL IF * 911 IW U Cr 947 EX Cr	<b>801085-00-1</b> RT / KK	128,00	<b>951098-1</b> A=144,50 L=266,00 H=10,13 C=155,50 F=1,15 X=6,45	<b>811082-2</b> <b>921098-1</b> 1 x T 0,15 1 x FP 7,0 1 x FP 3,8
①	②	③	④	⑤	⑥	⑦	⑧	⑨	⑩	⑪ ⑫

① Fabricante / motor / detalle

② Año de construcción

③ 128,00 = diámetro nominal (mm)  
6 = número de cilindros  
V = motor V

④ 96,1 = altura de compresión (mm)  
- = realce en cabeza (mm)  
- = profundidad del rebaje de válvulas (mm)  
-17,71 = profundidad de la cavidad (mm)  
135,05 = longitud total (mm)  
- = distancia entre alojamientos de bulón (mm)  
MØ = diámetro cámara (mm)  
- = desplazamiento de cámara (mm)

⑤ Diámetro exterior del bulón (mm) x longitud total (mm)

T = biela trapecial  
S = biela de sujeción  
NB = casquillo para el alojamiento de bulón  
FB = bulón de forma  
DLC = carbono adiamantado

⑥ Altura de segmento (mm)

⑦ 79... = referencia de juego de segmentos **SM**






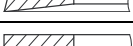
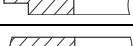
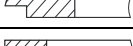
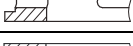



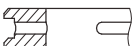

...-00- = estándar	...-1 = juego para 1 cilindro
...-25- = 0,25 mm	...-2 = juego para 2 cilindros
...-30- = 0,30 mm	...-3 = juego para 3 cilindros
...-50- = 0,50 mm	...-4 = juego para 4 cilindros
...-60- = 0,60 mm	...-5 = juego para 5 cilindros
...-75- = 0,75 mm	...-6 = juego para 6 cilindros
...-80- = 0,80 mm	...-8 = juego para 8 cilindros
...-10- = 1,00 mm	
...-15- = 1,15 mm	





Sección transversal de juegos de segmentos y revestimientos en página XV + XVI



- ⑧ 80... = referencia de pistón **SM**
- ...-00- = estándar                      ...-1 = 1 pieza / unidad de embalaje  
 ...-25- = 0,25 mm  
 ...-30- = 0,30 mm  
 ...-50- = 0,50 mm  
 ...-60- = 0,60 mm  
 ...-75- = 0,75 mm  
 ...-80- = 0,80 mm
- RT = portador de segmentos  
 KK = canal de refrigeración  
 HA = anodizado duro  
 PSK = pistón de vástago pendular  
 AK = escotadura para tobera de inyección del aceite de refrigeración  
 S = pistón de acero
- ⑨ Diámetro nominal del pistón (mm)
- ⑩ 95... = referencia de cilindro **SM**
- ...-1 = 1 pieza / unidad de embalaje sin juego de juntas  
 ...-2 = 1 pieza / unidad de embalaje incluyendo juego de juntas  
 ...-3 = 3 piezas / unidad de embalaje sin juego de juntas  
 ...-4 = 4 piezas / unidad de embalaje sin juego de juntas
- A = diámetro de ajuste (mm)  
 L = longitud total (mm)  
 H = altura de collarín (mm)  
 C = diámetro de collarín (mm)  
 F = altura de borde corafuegos (mm)  
 Semi = diámetro interior semiacabado  
 R = altura para el cordón de fuego (mm)  
 X = rebaje para el cordón de fuego (mm)
- ⑪ 81... = referencia de kit de motor **SM**
- ...-1 = 1 pieza / unidad de embalaje sin juego de juntas  
 ...-2 = 1 pieza / unidad de embalaje incluyendo juego de juntas  
 ...-3 = 3 piezas / unidad de embalaje sin juego de juntas  
 ...-4 = 4 piezas / unidad de embalaje sin juego de juntas
- ⑫ 92... = referencia de juego de juntas de cilindro **SM**
- ...-1 = juego para 1 Cilindro
- EP = caucho  
 FP = viton  
 NB = nitrilo  
 T = tombac  
 VMQ = silicona  
 \* = material especial

## Sección transversal de los segmentos

Esquema	Ref. SM	Tipos de segmentos
	<b>910</b>	segmento Rectangular
	<b>911</b>	segmento con periferia cónica
	<b>913</b>	segmento semi - trapezoidal
	<b>914 / 916</b>	segmento trapezoidal
	<b>917</b>	segmento trapezoidal con periferia cónica
	<b>930</b>	segmento rascador
	<b>931</b>	segmento rascador de periferia cónica con escalón
	<b>946</b>	segmento rascador de aceite
	<b>946 EX</b>	segmento rascador de aceite con resorte espiral
	<b>947</b>	segmento de bordes achaflanados simétricamente
	<b>947 EX</b>	segmento de bordes achaflanados simétricamente con resorte espiral
	<b>948</b>	anillo rascador de aceite de biseles simétricos
	<b>948 EX</b>	anillo rascador de aceite de biseles simétricos con resorte espiral
	<b>3PC</b>	segmento rascador de aceite de 3 piezas

Esquema	Carac.	Denominaciones de segmentos
	<b>IF</b>	chaflán interior, superior
	<b>IF U</b>	chaflán interior, inferior
	<b>IW</b>	escalón interior, superior
	<b>IW U</b>	escalón interior, inferior
	<b>AN</b>	segmento con transición a periferia cónica











### Tabla de conversión de altura del segmento de pulgadas a milímetros

1/16 = 1,600 mm	5/64 = 1,990 mm	3/32 = 2,385 mm	1/8 = 3,160 mm
5/32 = 3,947 mm	3/16 = 4,747 mm	7/32 = 5,556 mm	1/4 = 6,335 mm

## Revestimiento y tratamiento de la superficie

<b>Cr</b>	superficie de rodadura de cromo
<b>Mo</b>	superficie de rodadura de molibdeno
<b>Ti</b>	superficie de rodadura de titanio
<b>Nit</b>	nitrado
<b>CCL</b>	superficie de rodadura cromo-cerámica
<b>CDL</b>	superficie de rodadura de cromo de diamante
<b>PVD</b>	nitruro de cromo
<b>P</b>	fosfatado
<b>Fe</b>	óxido ferroso
<b>*</b>	material especial
<b>S</b>	segmento de acero

## Указания по пользованию каталогом




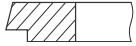
 MODEL / ENGINE	YEAR	 Dia. CYL	 VT MT	 Ø x L		 SM-REF	 SM-REF.	 Piston Dia.	 SM-REF.	 SM-REF.
<b>MERCEDES-BENZ DIESEL</b>										
<b>Eng. OM 457</b>	98-21	128,00	85,5	52		<b>791270-00-1</b>	<b>801085-00-1</b>	128,00	<b>951098-1</b>	<b>811082-2</b>
.947 / 960 / 980 Euro 2		6	-	x	3,00	916 CCL IF *	RT / KK		A=144,50	<b>921098-1</b>
.948 / 957 / 961 / 976 / 981 Euro 3			-	103	3,00	911 IW U Cr		H=10.13	1 x T 0,15	
.950-954 / 959 / 964-970 / 973 / 974			-17,71	T	4,00	947 EX Cr		C=155,50	1 x FP 7,0	
.977 / 982			135,05					F=1,15	1 x FP 3,8	
.986 / 990 / 991 Euro 4/5			-					X=6,45		
11967 ccm			MØ=17,71							
185-335 kW (252-455 PS)			-							
①	②	③	④	⑤	⑥	⑦	⑧	⑨	⑩	⑪ ⑫





- ① Тип / код двигателя / данные двигателя автомобиля
- ② Год выпуска с – по
- ③ 128,00 = Ном. диаметр цилиндра (мм)  
6 = Количество цилиндров  
V = V-образно-рядный двигатель
- ④ 85,50 = высота головки поршня (мм)  
- = превышение днища (мм)  
- = Глубина карманов-выемок клапанов (мм)  
- 17,71 = глубина полости камеры сгорания (мм)  
135,05 = общая длина (мм)  
- = Расстояние между внутренними торцами бобышек (мм)  
MØ = диаметр полости камеры сгорания (мм)  
- = Смещение выемки (мм)
- ⑤ Внешний диаметр поршневого пальца (мм) x длина поршневого пальца (мм)
- T = Трапецевидный шатун  
S = Шатун горячей посадки / шатун с неподвижным пальцем  
NB = Втулка  
FB = Формованный палец  
DLC = С алмазоподобным покрытием
- ⑥ Высота поршневого кольца (мм)
- ⑦ 79... = SM код комплекта поршневых колец и ремонтные размеры
- |                    |                                |
|--------------------|--------------------------------|
| ...-00- = Стандарт | ...-1 = комплект на 1 цилиндр  |
| ...-25- = 0,25 mm  | ...-2 = комплект на 2 цилиндра |
| ...-30- = 0,30 mm  | ...-3 = комплект на 3 цилиндра |
| ...-50- = 0,50 mm  | ...-4 = комплект на 4 цилиндра |
| ...-60- = 0,60 mm  | ...-5 = комплект на 5 цилиндра |
| ...-75- = 0,75 mm  | ...-6 = комплект на 6 цилиндра |
| ...-80- = 0,80 mm  | ...-8 = комплект на 8 цилиндра |
| ...-10- = 1,00 mm  |                                |
| ...-15- = 1,15 mm  |                                |

Дизайн и покрытия поршневых колец см. стр. XIX + XX

- ⑧ 80... = SM код поршня и ремонтные размеры
- ...-00- = Стандарт                      ...-1 = 1 шт. / к-во в упаковке  
...-25- = 0,25 mm  
...-30- = 0,30 mm  
...-50- = 0,50 mm  
...-60- = 0,60 mm  
...-75- = 0,75 mm  
...-80- = 0,80 mm
- RT = Поршень с упрочняющей вставкой для кольца  
KK = Поршень с каналом для охлаждения  
HA = Поршень с твердым анодированием  
PSK = Составной поршень  
AK = Выемка для струйной форсунки охлаждающего масла  
S = Стальной поршень
- ⑨ Ном . диаметр поршня (мм)
- ⑩ 95... = SM код гильзы цилиндра
- ...-1 = 1 шт. / к-во в упаковке без уплотнительного кольца  
...-2 = 2 шт. / к-во в упаковке с уплотнительным кольцом  
...-3 = 3 шт. / к-во в упаковке без уплотнительного кольца  
...-4 = 4 шт. / к-во в упаковке без уплотнительного кольца
- A = Ø посадочного пояска (мм)  
L = Общая длина (мм)  
H = Высота буртика (мм)  
C = Ø буртика (мм)  
F = Высота жарозащитной кромки (мм)  
Semi = Подготовленная гильза цилиндра  
R = Высота расточки (мм)  
X = Кольцо гильзы цилиндра (мм)
- ⑪ 81... = SM код цилиндра в сборе с гильзой и поршнем
- ...-1 = 1 шт. / к-во в упаковке без уплотнительного кольца  
...-2 = 2 шт. / к-во в упаковке с уплотнительным кольцом  
...-3 = 3 шт. / к-во в упаковке без уплотнительного кольца  
...-4 = 4 шт. / к-во в упаковке без уплотнительного кольца
- ⑫ 92... = SM код прокладки для гильз цилиндра
- ...-1 = комплект для 1 цилиндра
- EP = Каучук  
FP = Витон  
NB = Нитриловый каучук  
T = Томпак  
VMQ = Силикон/VMQ  
\* = Специальный материал

## Сечения поршневых колец

Сечения	SM код	Описание поршневого кольца
	<b>910</b>	Цилиндрическое компрессионное кольцо
	<b>911</b>	Коническое компрессионное кольцо
	<b>913</b>	Трапециевидное компрессионное кольцо (одностороннее)
	<b>914 / 916</b>	Трапециевидное компрессионное кольцо (двухстороннее)
	<b>917</b>	Трапециевидное кольцо (двухстороннее) с наружным конусом
	<b>930</b>	Скребокное компрессионное кольцо
	<b>931</b>	Минутное скребокное компрессионное кольцо
	<b>946</b>	Маслосъемное коробчатое кольцо с прорезями
	<b>946 EX</b>	Маслосъемное кольцо с прорезями и спиральным витым пружинным расширителем
	<b>947</b>	Маслосъемное коробчатое кольцо со сходящимися фасками
	<b>947 EX</b>	Маслосъемное коробчатое кольцо со сходящимися фасками и спиральным витым пружинным расширителем
	<b>948</b>	Маслосъемное коробчатое кольцо с параллельными фасками
	<b>948 EX</b>	Маслосъемное коробчатое кольцо с параллельными фасками и с витым пружинным расширителем
	<b>ЗРС</b>	Маслосъемное пружинное кольцо со стальными пластинками (состоящее из 3-х частей)

Сечения	SM код	Особенности колец
	<b>IF</b>	С внутренней фаской (вверху)
	<b>IF U</b>	С внутренней фаской (внизу)
	<b>IW</b>	С внутренним углом (вверху)
	<b>IW U</b>	С внутренним углом (внизу)
	<b>AN</b>	Кольцо, переходящее в коническое компрессионное кольцо

**Таблица пересчета высоты поршневого кольца из дюймов в миллиметры**

1/16 = 1,600 мм	5/64 = 1,990 мм	3/32 = 2,385 мм	1/8 = 3,160 мм
5/32 = 3,947 мм	3/16 = 4,747 мм	7/32 = 5,556 мм	1/4 = 6,335 мм

## Коды покрытий и видов обработки поверхности

<b>Cr</b>	Хромированная рабочая поверхность
<b>Mo</b>	Молибденовое покрытие рабочей поверхности
<b>Ti</b>	Титановое покрытие рабочей поверхности
<b>Nit</b>	Азотированная рабочая поверхность
<b>CCL</b>	Хромокерамическое покрытие рабочей поверхности
<b>CDL</b>	Хром-алмазное покрытие рабочей поверхности
<b>PVD</b>	Покрытие рабочей поверхности нитридом хрома
<b>P</b>	Фосфатирование рабочей поверхности
<b>Fe</b>	Покрытие рабочей поверхности окисью железа
<b>*</b>	Специальный материал
<b>S</b>	Сталь

## طلاء و معالجة المظهر الخارجي

الاطار الخارجي مطلي بالكروم	<b>Cr</b>
الاطار الخارجي مطلي بالموليبيدينوم	<b>Mo</b>
الاطار الخارجي مطلي بالتيتانيوم	<b>Ti</b>
الاطار الخارجي معالج بالنيترات	<b>Nit</b>
مطلي بالكروم و السيراميك	<b>CCL</b>
الاطار الخارجي مطلي بالالاماس	<b>CDL</b>
ترسبات بخار فيزيائية على الاطار الخارجي	<b>PVD</b>
فوسفات	<b>P</b>
مؤكسد	<b>Fe</b>
معادن خاصة	<b>*</b>
فولاذ	<b>S</b>



مقاطع حلقات المكابس

مواصفات الحلقة		
الحلقة المستطيلة	910	
حلقة مكبس مدبب	911	
حلقة مكبس نصف شبه المنحرف	913	
حلقة مكبس شبه منحرف	914 / 916	
حلقة مكبس شبه منحرف مدبب	917	
حلقة مكبس معكوفة	930	
حلقة مكبس مدبب معكوف	931	
حلقة مكبس مشقوق للتحكم بالزيت	946	
بنايض مزود مشقوق مكبس حلقة	946 EX	
ح حلقة مكبس مشطوف الحرف للتحكم بالزيت	947	
حلقة مكبس مشطوف الحرف للتحكم بالزيت مزود بنايض	947 EX	
حلقة مكبس بشطفة مزدوجة للتحكم بالزيت	948	
حلقة مكبس بشطفة مزدوجة مزود بنايض للتحكم بالزيت	948 EX	
حلقة مكبس بمجرى فولاذي للتحكم بالزيت ( عدة طبقات)	3PC	
مواصفات الحلقة		
حلقة بشطفة داخلية (من الاعلى)	IF	
حلقة بشطفة داخلية ( من الاسفل)	IF U	
حلقة مدرجه من الداخل (من الاعلى)	IW	
حلقة مدرجه من الداخل ( من الاسفل)	IW U	
حلقة بمفرق مدبب	AN	

لائحة تحويل ارتفاع حلقات المكبس من الانش الى الميليمتر

1/16 = 1,600 mm	5/64 = 1,990 mm	3/32 = 2,385 mm	1/8 = 3,160 mm
5/32 = 3,947 mm	3/16 = 4,747 mm	7/32 = 5,556 mm	1/4 = 6,335 mm

اس ام مراجع المكبس	=	80...	⑧
قطعة واحدة/ بالتعبئة	=	...-1	
مقاس معياري	=	...-00-	
0,25 mm	=	...-25-	
0,30 mm	=	...-30-	
0,50 mm	=	...-50-	
0,60 mm	=	...-60-	
0,75 mm	=	...-75-	
0,80 mm	=	...-80-	
حامل الحلقة	=	RT	
مجري التبريد	=	KK	
تاج المكبس متصلب= مفصلي	=	HA	
مكبس مفصلي	=	PSK	
مجري بخاخ لتبريد الزيت	=	AK	
مكبس فولاذ	=	S	

⑨ القيمة الرمزية لقطر المكبس (ملم)

رقم الاس ام لبطانة الاسطوانة	=	95...	⑩
1 قطعة\ وحدة التعبئة بدون مانعة	=	...-1	
1 قطعة\ وحدة التعبئة مع مانعة	=	...-2	
3 قطع\ وحدة التعبئة بدون موانع	=	...-3	
4 قطع\ وحدة التعبئة بدون موانع	=	...-4	
القطر المناسب(ملم)	=	A	
الطول الاجمالي(ملم)	=	L	
ارتفاع الطوق(ملم)	=	H	
قطر الطوق(ملم)	=	C	
اطار للحماية من النار(ملم)	=	F	
نصف مصقول	=	Semi	
ارتفاع الإغائة (ملم)	=	R	
ارتفاع حلقة النار (ملم)	=	X	

⑪ رقم الاس ام للاطقم

1 قطعة\ وحدة التعبئة بدون مانعة	=	...-1
1 قطعة\ وحدة التعبئة مع مانعة	=	...-2
3 قطع\ وحدة التعبئة بدون موانع	=	...-3
4 قطع\ وحدة التعبئة بدون موانع	=	...-4

⑫ رقم الاس ام لاطقم الموانع

طقم لاسطوانة 1	=	...-1
مطاط	=	EP
مطاط فايتم	=	FP
مطاط النيتريل	=	NB
مطاط التومباك	=	T
سيليكون	=	VMQ
مواد خاصة	=	*

## ارشادات حول استخدام الكتالوج

MODEL / ENGINE	YEAR	Dia. CYL	VT MT	KH GL	Ø x L	SM-REF	SM-REF.	Piston Dia.	SM-REF.	SM-REF.
<b>MERCEDES-BENZ DIESEL</b>										
<b>Eng. OM 457</b>	98-21	128,00	85,5	52		<b>791270-00-1</b>	<b>801085-00-1</b>	128,00	<b>951098-1</b>	<b>811082-2</b>
.947 / 960 / 980 Euro 2		6	-	x	3,00	916 CCL IF *			A=144,50	
.948 / 957 / 961 / 976 / 981 Euro 3			-	103	3,00	911 IW U Cr	RT / KK		L=266,00	<b>921098-1</b>
.950-954 / 959 / 964-970 / 973 / 974			-17,71	T	4,00	947 EX Cr			H=10,13	1 x T 0,15
.977 / 982			135,05						C=155,50	1 x FP 7,0
.986 / 990 / 991 Euro 4/5			-						F=1,15	1 x FP 3,8
11967 ccm			MØ=17,71						X=6,45	
185-335 kW (252-455 PS)			-							
①	②	③	④	⑤	⑥	⑦	⑧	⑨	⑩	⑪ ⑫

① الصنع الماكينة\ تفاصيل العربية

② سنة الصنع

③ القطر الشكلي (ملم) = 128,00  
عدد الاسطوانات = 6  
الماكينة بشكل V = V

④ مجرى الضغط (ملم) = 85,50  
القبة (ملم) = -  
عمق تجويف الصمام (ملم) = -  
الاحتراق غرفة عمق (ملم) = -17,71  
اجمالي الطول (ملم) = 135,05  
مسافة بين طرفي اكس المكبس (ملم) = -  
قطر غرفة الاحتراق (ملم) = MØ  
الاحتراق غرفة إزاحة (ملم) = -

⑤ قطر الاكس الخارجي (ملم) x الطول الاجمالي (ملم)

المنحرف التوصيل ذراع = T  
الزنق/الكمش ذراع = S  
جلبة مركز الاكس = NB  
شكلي محور = FB  
كربون بشكل الالماس = DLC

⑥ ارتفاع حلقات المكبس (ملم)

⑦ مرجع الاس ام لحلقات المكابس = 79...

طقم ل 1 اسطوانة = ...-1	مقاس معياري = ...-00-
طقم ل 2 اسطوانة = ...-2	0,25 mm = ...-25-
طقم ل 3 اسطوانة = ...-3	0,30 mm = ...-30-
طقم ل 4 اسطوانة = ...-4	0,50 mm = ...-50-
طقم ل 5 اسطوانة = ...-5	0,60 mm = ...-60-
طقم ل 6 اسطوانة = ...-6	0,75 mm = ...-75-
طقم ل 8 اسطوانة = ...-8	0,80 mm = ...-80-
	1,00 mm = ...-10-
	1,15 mm = ...-15-

مقطع حلقات المكبس و طلائها معالجة الاسطح على الصفحة XXI+XXII



**Inhaltsverzeichnis nach Hersteller**  
**Table of contents in order of manufacturers**  
**Index par noms de constructeurs**  
**Indice por fabricante**  
**Содержание по производителям**  
**فهرس المحتويات حسب الشركات المصنعة**

Type	Page
Air Compressor	1-6
Aifo-Iveco→ Fiat Diesel	
Alfa Romeo	6-8
Alfa Romeo Diesel	9-11
ARO	11
ARO Diesel	11
Astra → Fiat Diesel	
Audi	12-23
Audi Diesel	23-34
Avia-Daewoo Diesel	34
Bedford	34
Bedford Diesel	34-35
BLMC	36
BLMC Diesel	36
BMW	37-44
BMW Diesel	44-50
BYD	50
Caterpillar	50-51
Chery	51
Chevrolet	52-53
Chevrolet Diesel	54
Chrysler Diesel	55-56
Citroën	56-63
Citroën Diesel	63-70
Cummins	70-72
Dacia	73-74
Dacia Diesel	74-75
Daewoo	76-78
Daewoo Diesel	78-79
DAF	79
DAF Diesel	79-84
Daihatsu	84-86
Detroit Diesel	86
Dong Feng	86
Deutz → KHD	
FAP - Famos	87-89
Fiat	90-98
Fiat Diesel	98-124
Ford	124-129
Ford Diesel	129-136
Fordson	137-138
Foton	138
Gardner	138
GA3 - Wolga	138
GA3 – Wolga Diesel	139
Gonow	139
Hatz	139-140
Hino	140-141

Type	Page
Honda	142-143
Honda Diesel	143-144
Huanghai Diesel	144
Hyundai	144-147
Hyundai Diesel	147-151
IFA	151
I H C	151-152
Isuzu	152
Isuzu Diesel	153-155
Iveco → Fiat Diesel	
Jaguar	155
Jaguar Diesel	155-156
John Deere	156-158
Joylong Diesel	158
Kamaz	158
KHD	158-170
KIA	170-172
KIA Diesel	172-173
Komatsu	173-175
Lada	175-177
Lada Diesel	177
Lamborghini Diesel	178
Lancia	178-179
Lancia Diesel	180-181
Land Rover	181
Land Rover Diesel	181-182
Leyland	183
Lister	183
Lombardini	183-185
MAN	186-195
Mazda	196-199
Mazda Diesel	199
Mercedes-Benz	200-206
Mercedes-Benz Diesel	206-232
Mini	233
Mini Diesel	234
Minsker (MMZ)	234-235
Mitsubishi	235-238
Mitsubishi Diesel	238-242
Moskvich	242
M.W.M.	243-244
New Holland	244-246
Nissan	246-250
Nissan Diesel	250-254
Opel	254-264
Opel Diesel	264-271
Pegaso	272
Perkins	272-276

Type	Page
Perodua	276
Petter	276
Peugeot	276-284
Peugeot Diesel	284-293
Porsche	293-294
Porsche Diesel	294
Proton	294
Raba	294-295
Renault	295-304
Renault Diesel	305-315
Renault Truck→R.V.I.	
Rover	315-316
Rover Diesel	316-317
Ruggerini	317-318
RVI	318-329
Saab	329-330
Saab Diesel	330-331
Same	331-332
Scania	333-350
Seat	351-359
Seat Diesel	360-365
Skoda	366-371
Skoda Diesel	371-376
Slanzi	376
Smart	377-378
Smart Diesel	378
Ssang Yong	378
Ssang Yong Diesel	379
Steyr	379-382
Subaru	382-383
Suzuki	383-386
Suzuki Diesel	386-387
Talbot	388
Talbot Diesel	389
Tatra	389
Toyota	390-395
Toyota Diesel	395-397
Ursus	398
UTB	398
Vauxhall	398-405
Vauxhall Diesel	405-411
VM	412-413
Volkswagen	413-430
Volkswagen Diesel	431-446
Volvo	446-449
Volvo Diesel	450-464
Weichai	465
Yanmar	465
Zetor	465-466

**Wichtiger Hinweis**  
**Important notice**  
**Note importante**

SM und das SM Logo sind eingetragene Warenzeichen von SM Motorenteile GmbH / Asperg / Deutschland.

Alle in diesem Katalog aufgeführten Angaben wurden mit größter Sorgfalt zusammengestellt und kontrolliert.

Wir haften nicht für die Folgen etwaiger Irrtümer, daraus entstehenden Folgeschäden und behalten uns technische Änderungen jederzeit vor.

Die im Katalog aufgeführten Original- und Vergleichsnummern dienen lediglich zu Vergleichszwecken und sagen über die Beschaffenheit, techn. Spezifikation etc. nichts aus.

Die im Katalog aufgeführten Teile werden nach unseren Verpackungseinheiten ausgeliefert. Die jeweiligen Verpackungseinheiten entnehmen Sie bitte aus unserer aktuellen Preisliste.

Aufträge werden grundsätzlich nur auf der Grundlage unserer „Allgemeinen Geschäftsbedingungen“ angenommen.

---

SM and the SM logo are registered trademarks of SM Motorenteile GmbH / Asperg / Germany.

All items listed in this catalogue have been compiled and checked with the upmost care. Nonetheless, we are not liable for any errors or consequential damages and reserve the right to make technical changes at any time.

The original part references and cross references listed in this catalogue are for identification purposes only and don't disclose anything about the nature, quality, the technical specifications etc. of these.

The parts listed in the catalogue are delivered according to our packaging units. The respective packaging units can be found in our current price list.

Orders are generally only accepted on the basis of our "General Terms and Conditions".

---

SM et son logo sont des marques déposées de la société SM Motorenteile GmbH / Asperg / Allemagne.

Toutes les informations de ce catalogue ont été établies et contrôlées avec les plus grands soins. Nous ne nous portons pas garants des conséquences d'éventuelles erreurs et des dommages consécutifs et nous nous réservons le droit d'éventuelles modifications techniques à tout moment.

Les numéros de référence originaux et de comparaison indiqués dans ce catalogue ne servent que d'équivalence et ne révèlent rien sur les caractéristiques et spécifications techniques etc.

Les articles de notre catalogue seront livrés selon nos unités d'emballage mentionnées dans le tarif en vigueur.

Les commandes seront enregistrées impérativement selon nos conditions générales de vente.

**Nota importante**  
**Важная информация**  
ملاحظات مهمة

SM y el logotipo de SM son marcas comerciales registradas de SM Motorenteile GmbH / Asperg / Alemania.

Toda la información depositada en este catálogo ha sido recopilada y revisada con el mayor cuidado y control posible. Sin embargo, no nos hacemos responsables de cualquier error o daño consecuente y nos reservamos el derecho de realizar modificaciones técnicas en cualquier momento.

Las referencias originales y comparativas que figuran en este catálogo solo sirven para propósitos de comparación y/o identificación, no revelan nada sobre las características o especificaciones técnicas etc. de estas.

Las piezas que figuran en el catálogo son suministradas en nuestras unidades de embalaje, cuya referencia se encuentra en nuestra lista de precios.

Por lo general, los pedidos solo se aceptan a base de nuestros "Términos y condiciones generales".

---

SM и логотип SM являются зарегистрированными товарными знаками SM Motorenteile GmbH / Asperg / Германия.

Вся информация в этом каталоге была собрана и проверена с особой тщательностью. Мы не можем взять на себя ответственность за последствия любых ошибок или косвенного ущерба и оставляем за собой право в любое время вносить технические изменения.

Оригинальные и ссылочные номера, указанные в каталоге, приводятся только для сравнения и ничего не говорят о свойствах, техн. спецификации и т.д. и т.п.

Артикулы, указанные в каталоге, поставляются в соответствии с нашими упаковочными единицами. Пожалуйста, смотрите наш текущий прайс-лист для подробной информации о количестве в упаковке.

Заказы принимаются исключительно на условии принятия наших «Общих условий заключения торговых сделок».

---

أس أم و شعار الاس أم هي ماركة مسجلة لأس أم موتورنتيل جي أم بي أتش اسبيرج ألمانيا

كل البنود المذكورة في هذا الكتالوج قد دقتت بعناية فائقة مع ذلك نحن غير مسؤولين عن اي خطأ أو ضرر و نحفظ بالحق لاي تغيير فني بأي وقت

ان مراجع الارقام الاصلية و الارقام الموازيه المذكورة بالكتالوج ه فقط للتعريف و ليس لها علاقة بالطبيعة أو المواصفات الفنية

هذه الازقام المدونة في هذا الكتالوج سوف توزع بوحدات تعبئة

كقاعدة عامة الطلبات سوف تقبل حسب شروط التسليم



# SM Motorenteile

**Don't be irritated.  
Don't buy imitated.**

**The QR-code on our label is for your safety.  
This is how you check the authenticity of your  
SM product:**

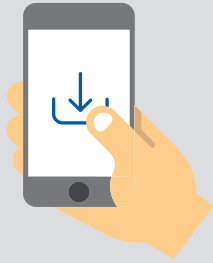
Le code QR sur l'étiquette sert à votre sécurité.  
Voici comment vous pouvez vérifier l'authenticité de  
votre produit SM:

El código QR en la etiqueta sirve para su  
seguridad. Así puede verificar la autenticidad  
de su producto SM:

QR-код на этикетке служит для вашей безопасности.  
Как проверить подлинность  
Ваших деталей SM:

الرمز QR علي الملصق هو لحمايتك  
بهذه الطريقة تستطيع ان تتحقق بان قطع الغيار التي  
لديك هي القطع الاصلية .

1



**Download a QR code reader  
on your smartphone.**

Téléchargez un lecteur de code  
QR sur votre smartphone.

Baje un lector de código QR  
en su smartphone.

Загрузите на Ваш смартфон  
приложение для сканирования  
QR-кода.

قم بتنزيل قارئ الرمز QR علي الهاتف  
الذكي الخاص بك.

2



**Scan the QR code under the red  
16-digit number on the label.**


Scannez le code QR en dessous du  
numéro rouge sur l'étiquette.

Lea el código QR debajo del  
número rojo en la etiqueta.

Отсканируйте QR-код под красным  
номером на этикетке.

قم بمسح الرمز QR الموجود تحت الرقم  
الاحمر و المكون من 16 خانة.

3



**The authenticity will be  
checked automatically.**

L'Authenticité sera  
automatiquement vérifiée.

La autenticidad se verifica  
automaticamente.

Подлинность проверяется  
автоматически.

سيتم فحص قطعة الغيار تلقائياً ليتبين  
اذا كانت اصلية ام لا .

**SM MOTORENTEILE GMBH**

Alleenstraße 70 · 71679 Asperg · Germany · Phone +49 7141 2047-0 · Fax +49 7141 2047-16  
info@sm-original-germany.com · www.sm-original-germany.com





# SM Motorenteile

**Don't be irritated.  
Don't buy imitated.**

**The anti-counterfeit label on the box is for your safety. This is how you check the authenticity of your SM product:**

L'Étiquette infalsifiable sur l'emballage sert à votre sécurité. Voici comment vous pouvez vérifier l'authenticité de votre produit SM:

La etiqueta infalsificable en el embalaje sirve para su seguridad. Así puede verificar la autenticidad de su producto SM:

Защищённая от подделки этикетка на упаковке служит для Вашей безопасности. Как проверить подлинность Ваших деталей SM:

اللاصق المضاد للتزوير الموجود على علبة التعبئة هو لحمايتك . تلك الطريقة التي تتحقق بها من ان منتج SM. هل هو الاصيلي أم لا

**Each box has a hologram on the label and below a red 16-digit code.**

Chaque emballage est muni d'une étiquette hologramme et d'un code de 16 chiffres en dessous.

Cada embalaje tiene una etiqueta con holograma y con un código rojo de 16 dígitos debajo.

Каждая упаковка имеет этикетку с голограммой, под которой указан 16-значный код.

كل علبة تعبئه عليها ملصق هولوجرام موجود تحت الرقم الاحمر المكون من 16 خانه.

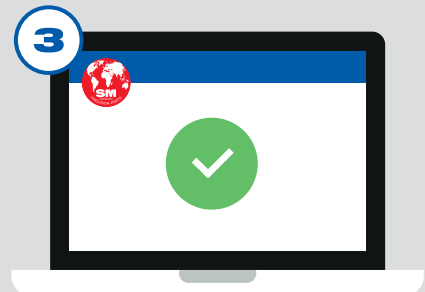
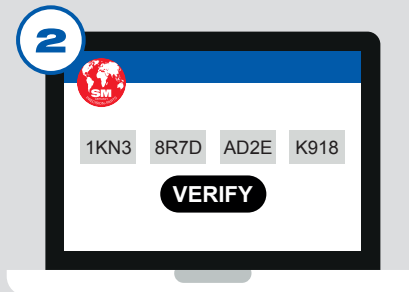
**Enter this code at [www.sm-verify.com](http://www.sm-verify.com) and your SM product will be verified for authenticity.**

Veuillez entrer ce code dans le site web [www.sm-verify.com](http://www.sm-verify.com) afin de vérifier l'authenticité de votre produit SM.

Introduzca este código en la página web [www.sm-verify.com](http://www.sm-verify.com) para verificar la autenticidad de su producto SM.

Введите этот код на сайте [www.sm-verify.com](http://www.sm-verify.com) и проверьте подлинность Вашей детали SM.

ادخل الرمز في [www.sm-verify.com](http://www.sm-verify.com) وسيتم التحقق من صحة منتج SM



[www.sm-verify.com](http://www.sm-verify.com)



# SM Motorenteile

## DON'T BE IRRITATED. DON'T BUY IMITATED.



Visible Text: ORIGINAL - SM


Imitation secured packing supplied by us for all products.



Product Box



Lens Key



Visible Text: ORIGINAL - SM

O/E SUPPLIER SINCE 1973

Simply to be checked with a lens key from us.  
Ask your Dealer or importer!



MODEL / ENGINE

YEAR

Dia.  
CYLVT  
MT

Ø x L



SM-REF



SM-REF.

Piston  
Dia.

SM-REF.



SM-REF.

**AIR  
COMPRESSOR****Westinghouse**  
187 P 4 / 79 P 4 / 86 P 4**60,00**  
12,50  
2,50  
4,00**795406-00-1**  
930 IF P  
930 IF P  
948 P

-

60,00

-

-

**Bosch**  
SVKB 38 G 2 Z**60,00**  
12,50  
2,50  
2,50  
4,00**795407-00-1**  
930 IF P  
930 IF P  
930 IF P  
948 P

-

60,00

-

-

**Westinghouse**  
TD 121**63,50**  
22,38  
2,38  
2,38  
2,38  
2,38**795408-00-2**  
911 IF P  
911 IF P  
911 IF P  
911 IF P  
947 P

-

63,50

-

-

**Westinghouse**  
TU-FLO 500**63,50**  
22,38  
2,38  
3,16  
2,38  
3,16**795409-00-2**  
911 IF P  
911 IF P  
910 IF P  
911 IF P  
948 P

-

63,50

-

-

**Marelli****65,00**  
12,00  
2,00  
4,00**795432-00-1**  
911 P  
931 P  
948 P

-

65,00

-

-

**Zetor****65,00**  
12,50  
2,50  
4,00**795819-00-1**  
911 P  
931 P  
948 P

-

65,00

-

-

**795819-50-1**

-

65,50

-

-

**Zetor****65,00**  
12,50  
2,50  
2,50  
4,00**795820-00-1**  
911 P  
931 P  
931 P  
948 P

-

65,00

-

-

**795820-50-1**

-

65,50

-

-

**795820-10-1**

-

66,00

-

-










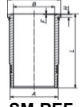

**Marelli****Fiat**  
619 / 673 / 684  
690 / 691 / 697**70,00**  
12,00  
2,00  
4,00**795411-00-1**  
911 P  
931 P  
946 EX

-

70,00

-

-

 <b>MODEL / ENGINE</b>	YEAR	 <b>Dia.</b> <b>CYL</b>	 KH GL  VT BU MT	 $\varnothing \times L$		 <b>SM-REF</b>	 <b>SM-REF.</b>	 <b>Piston</b> <b>Dia.</b>	 <b>SM-REF.</b>	 <b>SM-REF.</b>
<b>AIR COMPRESSOR</b>  <b>Westinghouse</b> <b>Scania</b> 15 W 37 WB 15 WB 31		<b>75,00</b> 2	32,15 - - 52,78	15,87 x 60,3	2,38 2,38 3,94	<b>795414-00-2</b> 911 P 931 P 948 EX P  <b>795414-25-2</b>  <b>795414-50-2</b>	<b>805401-00-1</b>  - -	75,00  75,25 75,50	- - -	- - -
<b>Bosch</b> Luftpresser		<b>75,00</b> 1			2,00 2,00 4,00	<b>795413-00-1</b> 911 P 931 P 948 P  <b>795413-50-1</b>	- -	75,00  75,50	- -	- -
<b>Mercedes Benz</b> OM 366 Air compressor		<b>75,00</b> 1	31 - - 60	18 x 63	2,50 2,50 2,50 4,00	<b>795404-00-1</b> 931 P 931 P 931 P 948 P	<b>805403-00-1</b>	75,00	-	-
<b>Knorr</b> <b>Westinghouse</b> V30 / 200 / V54 / 180 LP29 / 49 / VV130 / 200 P29 / 30 / 36-38 / 40 / 43 / 46 P49 / 50 / 52-54 / 67 P129 / 136 / 137 / 236 / 237		<b>75,00</b> 1			3,00 3,00 3,00 5,00	<b>795401-00-1</b> 911 P 930 P 930 P 948 P	-	75,00	-	-
<b>Westinghouse</b> LP29 / 49 / VV130 / 200 P29 / 30 / 36-38 / 40 / 43 / 46 P49 / 50 / 52 / 53 / 54 / 67 P129 / 136 / 137 / 236 / 237		<b>75,00</b> 1	35 - - 65	15 x 46	3,00 3,00 5,00	<b>795405-00-1</b> 930 P 930 P 948 P	<b>805405-00-1</b>	75,00	-	-
<b>Mercedes-Benz</b> Compressor OM 312 / 321 / 352 OM 352A / 353		<b>77,00</b> 1			2,50 2,50 3,00 4,00	<b>791001-00-1</b> 910 IF P 910 IF P 930 P 947 EX P	-	77,00	-	-
<b>R.V.I.</b> Compressor		<b>78,00</b> 1			2,50 2,50 2,50 4,00	<b>790424-00-1</b> 931 931 931 947  <b>790424-50-1</b>	- -	78,00  78,50	- -	- -
<b>Knorr</b> Air Compressor Knorr MIDR 0620.45 Eng. LP 4845		<b>78,00</b> 1			2,50 2,50 4,00	<b>795430-00-1</b> 931 931 947  <b>795430-50-1</b>	-	78,00	-	-



MODEL / ENGINE

YEAR

Dia.  
CYLVT  
MT

Ø x L



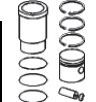
SM-REF



SM-REF.

Piston  
Dia.

SM-REF.



SM-REF.

**AIR  
COMPRESSOR**Marelli  
Fiat  
AC 67 A80,00  
22,00 931 P  
2,00 931 P  
4,00 3PC Cr P

795417-00-1

-

80,00

-

-

795417-50-1

-

80,50

-

-

Knorr  
Iveco ACX 8282,00  
22,50 931 P  
2,50 931 P  
4,00 948 EX P

795431-00-1

-

82,00

-

-

795436-00-1

-

82,00

-

-

1,50 931 P  
1,50 931 P  
3,00 948 EX P

795436-50-1

\*NEW\*

-

82,50

-

-

Westinghouse  
DAF  
825 / 116085,00  
22,00 930 P  
2,00 930 P  
4,00 948 P

795418-00-2

-

85,00

-

-

795418-50-2

-

85,50

-

-

Westinghouse  
Mercedes-Benz  
OM 904 / 906  
DAF  
825 / 116085,00  
233,25  
-  
-  
59,2  
-19,05  
x  
602,00 931 P  
2,00 931 P  
4,00 948 EX P

795440-00-2

801018-00-1

85,00

-

-

795440-50-2

801018-50-1

85,50

-

-

R.V.I.  
Compressor85,00  
12,50 911 P  
2,50 911 P  
2,50 911 P  
4,00 948 P

790415-00-1

-

85,00

-

-

R.V.I.  
Compressor85,00  
12,50 911 P  
2,50 911 P  
4,00 948 P  
4,00 948 P

790414-00-1

-

85,00

-

-

Westinghouse  
Fiat  
306 / 682 / 69085,00  
12,50 911 P  
2,50 930 P  
2,50 930 P  
4,00 948 EX P  
4,00 946











795426-00-1








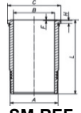
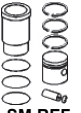
-









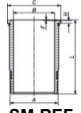

85,00

-

-

 <b>MODEL / ENGINE</b>	<b>YEAR</b>	 <b>Dia.</b> <b>CYL</b>	 <b>VT</b> <b>MT</b>	 <b>Ø x L</b>		 <b>SM-REF</b>	 <b>SM-REF.</b>	 <b>Piston</b> <b>Dia.</b>	 <b>SM-REF.</b>	 <b>SM-REF.</b>
<b>AIR COMPRESSOR</b>  <b>Knorr</b>		<b>86,00</b> 1			2,00 2,00 3,00	<b>795433-00-1</b> 931 P 931 P 947 EX Nit  <b>795433-50-1</b>	-  -	86,00  86,50	-  -	-  -
<b>Knorr</b> LP 3916 / 1828 / 1836 LP 1841 / 1865 / 66 <b>Mercedes-Benz</b> OM 355.960 / 962 / 63 / 64 300 ccm		<b>88,00</b> 1			2,00 2,00 2,50 5,00	<b>795419-00-1</b> 930 IF P 930 IF P 930 P 948 EX P	-	88,00	-	-
<b>Knorr</b> LK3904 <b>Mercedes-Benz</b> OM 355 / 360 / 366 OM 366 A / LA <b>MAN</b> D 08		<b>88,00</b> 1	31,5 - - 65,5	18 x 63	2,50 2,50 4,00	<b>795420-00-1</b> 930 P 930 P 947 EX P	<b>805420-00-1</b>	88,00	-	-
<b>Daewoo Novus</b> Compressor		<b>90,00</b> 1			2,50 2,50 4,00 4,00	<b>795441-00-1</b> 931 P 931 P 948 EX P 948 EX P	-	90,00	-	-
<b>Iveco</b> <b>K.H.D.</b> Compressor		<b>90,00</b> 1			2,50 2,50 5,00	<b>795421-00-1</b> 911 P 930 P 948 P	-	90,00	-	-
<b>Westinghouse</b> <b>Knorr</b> <b>Mercedes-Benz</b> Eng. OM 401 / 02 / 03 / 04 / 07 Eng. OM 409 / 21 / 22 <b>MAN</b> Eng. D 2530 / 2538 / 2555 Eng. D 2556 / 2566 / 2840 Eng. D 2865 / 2866 / 2876		<b>90,00</b> 1	35 - - 57,5 - -	20 x 60	2,50 2,50 2,50 4,00	<b>791042-00-1</b> 911 P 930 P 930 P 948 EX P  <b>791042-50-1</b>  <b>791042-10-1</b>	<b>801038-00-1</b>	90,00   90,50 91,00	-   - -	-   - -
<b>Westinghouse</b> <b>Knorr</b> <b>Mercedes-Benz</b> Eng. OM 401 / 02 / 03 / 04 / 07 Eng. OM 409 / 21 / 22 <b>MAN</b> Eng. D 2530 / 2538 / 2555 Eng. D 2556 / 2566 / 2840 Eng. D 2865 / 2866 / 2876		<b>90,00</b> 1			2,50 2,50 2,50 4,00	<b>791047-00-1</b> 911 * 930 930 948  <b>791047-50-1</b>  <b>791047-10-1</b>	-   - -	90,00   90,50 91,00	-   - -	-   - -

 <b>MODEL / ENGINE</b>	<b>YEAR</b>	 <b>Dia.</b> <b>CYL</b>	 <b>VT</b> <b>MT</b>	 <b>Ø x L</b>		 <b>SM-REF</b>	 <b>SM-REF.</b>	 <b>Piston</b> <b>Dia.</b>	 <b>SM-REF.</b>	 <b>SM-REF.</b>
<p align="center"><b>AIR COMPRESSOR</b></p> <p><b>Westinghouse</b> <b>Knorr</b> Water-cooled compressor <b>MAN</b> Eng. D 2530 / 2538 / 2555 Eng. D 2556 / 2566 / 2840 Eng. D 2865 / 2866 / 2876 <b>Mercedes-Benz</b> Eng. OM 401 / 02 / 03 / 04 / 07 Eng. OM 409 / 21 / 22</p>	75-	90,00 1	35 - - 57,5	20 x 60	2,50 2,50 4,00	<b>795403-00-1</b> 911 P 930 P 948 EX P  <b>795403-50-1</b>  <b>795403-10-1</b>	801037-00-1	90,00  90,50 91,00	<b>951037-1</b> A=95 L=104 H=94  - -	<b>811037-1</b>  - -
<p><b>Westinghouse</b> <b>Knorr</b> Air-cooled compressor <b>MAN</b> Eng. D 2530 / 2538 / 2555 Eng. D 2556 / 2566 / 2840 Eng. D 2865 / 2866 / 2876 <b>Mercedes-Benz</b> Eng. OM 401 / 02 / 03 / 04 / 07 Eng. OM 409 / 21 / 22</p>	75-	90,00 1	35 - - 57,5	20 x 60	2,50 2,50 4,00	<b>795403-00-1</b> 911 P 930 P 948 EX P  <b>795403-50-1</b>  <b>795403-10-1</b>	801037-00-1	90,00  90,50 91,00	<b>951038-1</b> A=95 L=104 H=94  - -	<b>811038-1</b>  - -
<p><b>MAN</b> Eng. D 2066 (TGA 390 / 400 / 430) <b>Ford</b> Eng. NHDD</p>		92,00 1			2,50 2,50 4,00	<b>795424-00-1</b> 911 IF U P* 931 P 948 EX P	-	92,00	-	-
<p><b>Mercedes-Benz</b> Eng. OM 314 / 352 / 352A Eng. OM 362 / 364 / 366 / 353</p>		94,00 1	27 - - 52,3 -	16 x 66	2,50 2,50 2,50	<b>791043-00-1</b> 931 P 931 P 931 P  <b>791043-10-1</b>	801010-00-1	94,00  95,00	-  -	-  -
<p><b>R.V.I.</b> Compressor</p>		100,00 1			2,50 2,50 2,50 5,00	<b>790416-00-1</b> 911 P 911 P 911 P 947 EX P	-	100,00	-	-
<p><b>Westinghouse</b> <b>Knorr</b> <b>MAN</b> Eng. D 2840 <b>Mercedes-Benz</b> Eng. OM 501 / 502 / 541 / 542 LA</p>	96-	100,00 1	30,4 - - 52,2	20 x 50	2,50 2,50 4,00	<b>795428-00-1</b> 931 P 931 P 947 EX Cr	801039-00-1	100,00	<b>951036-1</b> A=106 L=101 H=89  <b>951091-1</b> A=106 L=91 H=84	<b>811039-1</b>    <b>811040-1</b>

 <b>MODEL / ENGINE</b>	<b>YEAR</b>	 <b>Dia.</b> <b>CYL</b>	 <b>30,4</b> <b>-</b> <b>-</b> <b>52,2</b>	 <b>20</b> <b>x</b> <b>50</b>	 <b>2,50</b> <b>2,50</b> <b>3,00</b>	 <b>SM-REF</b> <b>795429-00-1</b> <b>931 P</b> <b>931 P</b> <b>947 Ex Nit S</b>	 <b>SM-REF.</b> <b>801043-00-1</b>	 <b>Piston</b> <b>Dia.</b> <b>100,00</b>	 <b>SM-REF.</b> <b>951090-1</b> <b>A=115</b> <b>L=102</b> <b>C=130</b>	 <b>SM-REF.</b> <b>811090-1</b>
<b>AIR COMPRESSOR</b>  <b>Mercedes-Benz</b> <b>MAN</b> Eng. D 2840 LF 20 Eng. OM 402 Eng. OM 501 / 02 / 541 / 542		<b>100,00</b> <b>1</b>	<b>30,4</b> <b>-</b> <b>-</b> <b>52,2</b>	<b>20</b> <b>x</b> <b>50</b>	<b>2,50</b> <b>2,50</b> <b>3,00</b>	<b>795429-00-1</b> <b>931 P</b> <b>931 P</b> <b>947 Ex Nit S</b>	<b>801043-00-1</b>	<b>100,00</b>	<b>951090-1</b> <b>A=115</b> <b>L=102</b> <b>C=130</b>	<b>811090-1</b>
<b>R.V.I.</b> Compressor		<b>100,00</b> <b>1</b>			<b>2,50</b> <b>2,50</b> <b>2,50</b> <b>5,00</b>	<b>790427-00-1</b> <b>911 P</b> <b>931 P</b> <b>931 P</b> <b>948</b>	<b>-</b>	<b>100,00</b>	<b>-</b>	<b>-</b>
<b>Irmer Elze</b> Compressor		<b>115,00</b> <b>1</b>			<b>3,00</b> <b>3,00</b> <b>6,00</b> <b>6,00</b>	<b>795480-00-1</b> <b>910 IF P</b> <b>911 P</b> <b>947 Cr P</b> <b>946 P</b>	<b>-</b>	<b>115,00</b>	<b>-</b>	<b>-</b>
<b>ALFA ROMEO</b>  <b>Giulietta 1.4 BiFuel</b> <b>Giulietta 1.4 TB</b> <b>Mito 1.4 / Turbo</b> <b>Mito 1.4 Bifuel</b> <b>Mito 1.4 TB</b> Eng. 198 A1.000 / A4.000 Eng. 198 A7.000 Eng. 199 A8.000 Eng. 940 A2.000 Euro 5 Eng. 940 A6.000 Euro 5 Eng. 955 A7.000 Eng. 955 A8.000 Euro 5 1368 ccm 85-125 kW (120-170 PS)	<b>11-</b> <b>10-</b> <b>08-</b> <b>11-</b> <b>08-</b>	<b>72,00</b> <b>4</b>			<b>1,20</b> <b>1,20</b> <b>2,00</b>	<b>792013-00-4</b> <b>910 CCL *</b> <b>931 P</b> <b>947 EX Cr *</b>  <b>792013-20-4</b>	<b>-</b>  <b>-</b>	<b>72,00</b>  <b>72,20</b>	<b>-</b>  <b>-</b>	<b>-</b>  <b>-</b>
<b>Mito 1.4</b> Eng. 350 A1.000 1368 ccm 57 kW (78 PS)	<b>11-</b>	<b>72,00</b> <b>4</b>	<b>26</b> <b>-</b> <b>-2,20/-2,20</b> <b>-4,9</b> <b>49</b> <b>-</b> <b>MØ=66</b> <b>-</b>	<b>17,98</b> <b>x</b> <b>49</b>	<b>1,00</b> <b>1,20</b> <b>2,00</b>	<b>792095-00-4</b> <b>910 IF Nit S</b> <b>931 P</b> <b>3PC Nit P</b>  <b>792095-40-4</b>	<b>802035-00-1</b>  <b>802035-40-1</b>	<b>72,00</b>  <b>72,40</b>	<b>-</b>  <b>-</b>	<b>-</b>  <b>-</b>
<b>164 2.0i V6</b> <b>Super GTV 2.0i V6</b> 1996 ccm 150-155 kW (204-211 PS)	<b>91-</b>	<b>80,00</b> <b>6</b>			<b>1,50</b> <b>1,50</b> <b>3,50</b>	<b>790102-00-6</b> <b>910 IF Cr*</b> <b>931 P</b> <b>3PC Nit</b>	<b>-</b>	<b>80,00</b>	<b>-</b>	<b>-</b>



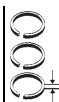


MODEL / ENGINE

YEAR

Dia.  
CYLVT  
MT

Ø x L



SM-REF



SM-REF.

Piston  
Dia.

SM-REF.



SM-REF.

**ALFA ROMEO****145 / 146 / 147 / 156**Eng. 116 747  
1370 ccm  
76 kW (103 PS)

97-

82,00  
41,20 910 Nit S  
1,20 911 P  
2,00 3PC Cr P

790123-00-4

-

82,00

-

-

**147 1.6 16V T.Spark  
156 1.6 16V T.Spark**Eng. AR 32103 / 32104 / 37203  
1598 ccm  
76-88 kW ( 103-120 PS)

96-

**145 1.8 i.e. / 146 1.8 i.e.  
155 1.8 16V T.Spark  
156 1.8 16V T.Spark**Eng. AR 32201 / 32205  
Eng. AR 38401 / 57106  
1747 ccm  
103-106 kW (140-144 PS)**145 1.4 I  
146 1.4 I**Eng. AR 33503 / 38501  
1370 ccm  
76 kW (103 PS)96-01  
96-0182,00  
41,50 910 Cr S  
1,50 931 P  
3,00 3PC Cr P

790119-00-4

-

82,00

-

-

**145 1.6 I  
146 1.6 I  
155 1.6 I  
156 1.6 T. Spark**Eng. AR 67601 / M 654 BA 15 T  
1598 ccm  
88 kW (120 PS)96-01  
96-01  
96-97  
97-06**145 1.8 16V  
146 1.8 I  
155 1.8 I**Eng. AR 67106 / M 646 AA 17.T  
1747 ccm  
103 kW (140 PS)96-98  
96-01  
96-97**GTV 2.0 16V  
Spider 2.0i 16V  
145 2.0i 16V T.S.  
146 2.0i 16V  
155 2.0i 16V T.S.  
156 2.0 16V, Twin Spark**Eng. M 647CA/DA/HA/LA.19.T  
1970 ccm  
110-121 kW (150-165 PS)98-  
98-  
-95  
98  
95-  
-9783,00  
41,20 910 IF Nit S  
1,50 931 P  
3,00 3PC Cr

790118-00-4

-

83,00

-

-

**147 / 156 / 166 2.0 16V  
GT 2.0 JTS/ Spider 2.0**Eng. 932.A2.000 / 937.A1.000  
Eng. AR 32310 / 36301  
Eng. AR 36310  
1970 ccm  
119-122 kW (162-166 PS)

02-

83,00  
41,20 910 IF Nit S  
1,20 931 P  
2,00 3PC Cr

790122-00-4

-

83,00

-

-



MODEL / ENGINE

YEAR

Dia.  
CYL

Ø x L



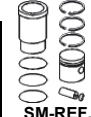
SM-REF



SM-REF.

Piston  
Dia.

SM-REF.



SM-REF.

**ALFA ROMEO****Alfetta 2000 /GTV 2000  
1.8 GTI (USA)**Eng. A 195.17 / 116.33  
1962 ccm  
82,5/85,5 kW (112/116 PS)**Alfetta 2000 / Spider**96,5 kW (131 PS)  
**Alfetta / GTV 2000**  
90 kW (122 PS)

72-85

**84,00**  
41,50  
1,75  
4,50**790108-00-4**  
910 IF Nit S  
931 P  
947 EX

-

84,00

-

-

**33, Sprint  
Alfasud Sprint Veloce**Eng. 301.28  
1490 ccm  
62,5-77 kW (85-105 PS)

-86

**84,00**  
41,50  
1,75  
4,00**790109-00-4**  
910 IF Nit S  
930 P  
3PC Cr

-

84,00

-

-

**155 2.0 Turbo 16V**Eng. AR 672.03  
1995 ccm  
110 kW (150 PS)

-95

**84,00**  
41,50  
1,50  
3,00**790121-00-4**  
910 IF Nit S  
931 P  
3PC Cr

-

84,00

-

-

**164 2.0i Turbo**Eng. AR 06476  
1995 ccm  
128-129 kW (174-175 PS)

88-92

**84,00**  
41,50  
2,00  
4,00**793712-00-4**  
910 IF Nit S  
931 P  
3PC Cr

-

84,00

-

-

**33 1.7 / i.e.  
33 1.7 QV / 33 Sportwag.1.7  
Alfasud Sprint 1.7 / i.e.  
33 1.7 i.e. / 4 x 4  
33 Sportwagon 1.7 i.e./4x4  
33 1.7 16V  
33 1.7 16V 4x4  
33 Sportwagon 1.7 16V/4x4  
33 1.7 16V 4x4  
145 1.7 i.e. 16V  
146 1.7 i.e. 16V**Eng. AR 30550 / 30558 / 30736  
Eng. AR 30737 / AR 30737 A  
Eng. AR 30746 / 30747 / 33401  
1717 ccm  
77-98 kW (105-133 PS)

86-89

88-89

87-89

88-89

90-94

90-92

90-94

90-94

90-94

94-96

94-96

**87,00**  
41,50  
1,75  
3,00**790105-00-4**  
910 IW Cr \*  
931 P  
3PC Cr

-

87,00

-

-

**156 2.5i 24V**Eng. AR 32401 / 32402  
Eng. AR 34204 / 32405**166 2.5i 24V**Eng. AR 36201  
2492 ccm  
140 kW (190 PS)

97-01

00-

**88,00**  
V61,50  
1,75  
4,00**790112-00-6**  
910 IF Cr  
930 IF P  
3PC Cr

-

88,00

-

-



MODEL / ENGINE

YEAR

Dia.  
CYLVT  
MT

Ø x L



SM-REF



SM-REF.



SM-REF.

Piston  
Dia.

SM-REF.



SM-REF.

**ALFA ROMEO  
DIESEL****Eng. 199 A3.000**Mito 1.3 Multijet  
1248 ccm  
66 kW (90 PS)

08-

**69,60**  
440,43  
-  
0,90/-1,15  
-12,4  
62,43  
-  
-  
MØ=38  
-23  
x  
55  
T2,00  
1,50  
2,00**792096-00-4**  
910 Cr \*  
911 P  
947 EX Nit S**802041-00-1**  
RT / KK

69,60

-

-

**Eng. 199 B1.000 Euro 5**

Multijet 1.3

**Eng. 199 B4.000 Euro 5**

Multijet 1.3

1248 ccm

70 kW (95 PS)

09-

**69,60**  
41,50  
1,50  
2,00**792071-00-4**  
910 CCL \*  
911 P  
947 EX Nit S

-

69,60

-

-

**792071-40-4**

-

70,00

-

-

**792071-60-4**

-

70,20

-

-

**Eng. 198 A2.000****Eng. 955 A3.000**

Mito 1.6 JTDM

1598 ccm

88 kW (120 PS)

08-

**79,50**  
42,00  
1,75  
2,00**792082-00-4**  
910 CCL \*  
931 P  
947 EX Cr \*

-

79,50

-

-

**Eng. 940 A3.000**

Giulietta 1.6 JTDM 16V

1598 ccm

77 kW (105 PS)

10-

**79,50**  
41,50  
1,50  
2,00**792087-00-4**  
910 CCL \*  
931 P  
947 EX Cr \*

-

79,50

-

-

**Eng. 937 A2.000 Euro 3****Eng. AR 37101 Euro 3**

147 1.9 JTD

156 1.9 JTD

156 Sportwagon 1.9 JTD

1910 ccm

73-103 kW (100-140 PS)

01-

01-05

01-06

**82,00**  
42,50  
2,00  
2,00**792094-00-4**  
910 Cr S  
931 P  
947 EX Nit S

-

82,00

-

-

**Eng. 841 C.000 Euro 3****Eng. AR 36202 Euro 3****Eng. 839 A6.000 Euro 3**

156 2.4 JTD

156 Sportwagon 2.4 JTD

166 2.4 JTD

2387 ccm

100-110 kW (136-150 PS)

02-05

02-06

02-

**82,00**  
5



MODEL / ENGINE

YEAR

Dia.  
CYLVT  
MT

Ø x L



SM-REF



SM-REF.



SM-REF.

Piston  
Dia.

SM-REF.



SM-REF.

**ALFA ROMEO  
DIESEL****Eng. 192 B1.000****Eng. 192 A5.000****Eng. 937 A4.000****Eng. 937 A5.000****Eng. 939 A2.000**

147 1.9 JTD

147 1.9 JTDM

156 1.9 JTD

156 1.9 JTD 16V

GT II 1.9 JTD

1910 ccm

93-110 kW (126-150 PS)

02-04

05-11

02-06

02-06

03-10

**82,00**

4

2,00

2,00

2,00

**792098-00-4**

910 Cr \*

931 P

947 EX Nit S

-

82,00

-

-

**Eng. 939 A2.000**

147 1.9 JTD

147 1.9 JTDM

156 1.9 JTD

156 1.9 JTD 16V

GT II 1.9 JTD

1910 ccm

93-110 kW (126-150 PS)

02-04

05-11

02-06

02-06

03-10

**82,00**

4

2,00

2,00

2,00

**792098-40-4**

-

82,40

-

-

**Eng. 939 A3.000****Eng. 841 G.000****Eng. 841 H.000****Eng. 841 N.000****Eng. 841 M.000****Eng. AR 36202**

159 2.4 JTDM

166 2.4 JTD

Brera 2.4 JTDM

Spider IV 2.4 JTDM

2387 ccm

103-154 kW (140-209 PS)

05-11

00-07

06-10

07-10

**82,00**

5

**Eng. 937 A2.000****Eng. 937 A7.000****Eng. 939 A1.000****Eng. AR 37101**

147 1.9 JTD

156 1.9 JTD

156 2.4 JTD

159 1.9 JTDM

166 2.4 JTD

1910 ccm

81-88 kW (110-120 PS)

03-10

00-05

00-06

05-11

02-03

**82,00**

4

46,5

-

-0,5

-17,5

72,5

-

MØ=37,5

-

26

x

61

2,00

2,00

2,00

**792098-00-4**

910 Cr \*

931 P

947 EX Nit S

**802023-00-1**

-

-

RT

82,00

-

-

147 1.9 JTD

156 1.9 JTD

156 2.4 JTD

159 1.9 JTDM

166 2.4 JTD

1910 ccm

81-88 kW (110-120 PS)

03-10

00-05

00-06

05-11

02-03

**82,00**

4

46,5

-

-0,5

-17,5

72,5

-

MØ=37,5

-

26

x

61

2,00

2,00

2,00

**792098-00-4**

910 Cr \*

931 P

947 EX Nit S

**802023-00-1**

-

-

RT

82,00

-

-

147 1.9 JTD

156 1.9 JTD

156 2.4 JTD

159 1.9 JTDM

166 2.4 JTD

1910 ccm

81-88 kW (110-120 PS)

03-10

00-05

00-06

05-11

02-03

**82,00**

5

**Eng. 839 A6.000****Eng. 841 C000**

156 2.4 JTD

166 2.4 JTD

2387 ccm

103-110 kW (140-150 PS)

00-07

02-07

**Eng. 198 A5.000****Eng. 844 A2.000****Eng. 939 B3./4./5.000****Eng. 940 A4.000****Eng. 940 A5.000 Euro 5****Eng. 940 A7.000 Euro 5****Eng. A8.000 Euro 5**

159 2.0 JTDM

Brera 2.0 JTDM

Spider 2.0 JTDM

Giulietta 2.0 JTDM

1956 ccm

100-125 kW (136-170 PS)

09-11

08-

09-

10-

**83,00**

4

1,50

1,50

2,00

**793509-00-4**

910 CCL P \*

931 P

947 EX Cr \*

-

83,00

-

-

**793509-40-4**

-

83,40

-

-



MODEL / ENGINE

YEAR

Dia.  
CYL

SM-REF



SM-REF.

Piston  
Dia.

SM-REF.



SM-REF.

**ALFA ROMEO  
DIESEL****Eng. HRT 392**33  
1779 ccm  
54,5 kW (74 PS)

84-

**92,00**  
32,50  
2,00  
4,00**795202-00-4**  
914 Cr \*  
931  
947 EX Cr

-

92,00

-

-

**Eng. HR 492 HI / HT**90 2.4  
Alfetta 2.4  
2392 ccm  
70-85 kW (95-110 PS)84-87  
82-85**92,00**  
4

-

-

-

**Eng. HR 92.4 S-H**164  
2500 ccm  
84/86 kW (114/117 PS)

88-

-

-

-

**Eng. 8140.61 /200  
Eng. 8144.61.200**AR 8 Box 2.4 D / Flatbed  
Chassis 2.4 D  
AR 8 Furgone  
AR 6 Box 2.4 D  
2445 ccm  
53 kW (72 PS)-78  
78-79  
85-86**93,00**  
43,00  
2,00  
4,00**792052-00-4**  
910 Cr P \*  
931 P  
947 EX Cr  
**\*NEW\***  
**792052-50-4**

-

93,00

-

-

-

93,50

-

-

**Eng. 8140.21.200 D.I.  
Eng. 8144.21.220**AR 6 2.4 TD  
AR 8 2.4 TD  
2445 ccm  
68 kW (92 PS)86-89  
85-89**93,00**  
43,00  
2,00  
3,00**792001-00-4**  
914 Cr \*  
911 P  
947 EX Cr  
**792001-40-4**

-

93,00

-

-

-

93,40

-

-

**Eng. 8144.67.2500**10 AR 6 / 14 AR 6  
2499 ccm  
55 kW (75 PS)**93,00**  
43,00  
2,00  
3,00**792002-00-4**  
910 Cr P \*  
931 P  
947 EX Cr  
**792002-40-4**

-

93,00

-

-

-

93,40

-

-

**ARO****10 1.4**Eng. IAP 810-R-99  
1397 ccm  
46-49 kW (62-67 PS)

84-99

**76,00**  
41,75  
2,00  
4,00**\*NEW\***  
**793809-00-4**  
910 IF Cr \*  
931 P  
3PC Cr P

-

76,00

-

-

**ARO DIESEL****Eng. XDP 4-90****Eng. XDP90**  
Aro 24  
2112 ccm  
42-48 kW (57-65 PS)**90,00**  
42,00  
2,00  
2,00  
4,50**793708-00-2**  
910 Cr P \*  
911 P  
930 P  
947 EX Cr P

-

90,00

-

-

**Eng. XD3 P**240 - 244 2.5D  
2498 ccm  
52-55 kW (71-75 PS)**94,00**  
42,00  
2,00  
4,00**793714-00-4**  
910 Cr \*  
931  
947 EX Cr  
**793714-40-4**

-

94,00

-

-

-

94,40

-

-



MODEL / ENGINE

YEAR

Dia.  
CYL

Ø x L



SM-REF



SM-REF.

Piston  
Dia.

SM-REF.



SM-REF.

## AUDI

<b>50</b> Eng. HB / HD 1093 ccm 34/38 kW (50/52 PS)	75-83	<b>69,50</b> 4				1,75 2,00 4,00	<b>795034-00-4</b> 910 IF Cr * 931 P 946 EX P <b>795034-50-4</b>	- -	69,50 70,00	- -	- -
<b>A1 1.2 TFSI</b> <b>A3 1.2 TSI</b> Eng. CBZA / CBZB 1197 ccm 63/77 kW (86/105 PS)  till 14.05.2012	10- 10-	<b>71,00</b> 4				1,00 1,20 2,00	<b>795011-00-4</b> 910 Nit S 931 P 3PC Nit	-	71,00	-	-
<b>A1 1.2 TFSI</b> <b>A3 1.2 TFSI</b> <b>A3 1.2 TSI</b> Eng. CBZA / CBZB Euro 5 1197 ccm 63-77 kW (86-105 PS)	10-15 10-13 10-13	<b>71,01</b> 4	28,94 2 - -4,35 46,94 - MØ=39,5 -	19 x 42		1,20 1,20 2,00	<b>795012-00-4</b> 910 Nit S 911 Cr P 3PC Nit <b>795012-50-4</b>	<b>805062-00-1</b> -	71,01 71,51	- -	- -
<b>A3 1.2 TFSI</b> Eng. CJZA / CJZB Euro 5 Eng. CYVB 1197 ccm 77-81 kW (105-110 PS)	13- 10-13	<b>71,01</b> 4	28 0,7 -3,75/-3,75 - 45,2 - -	17 x 49 T		1,20 1,20 2,00	<b>795012-00-4</b> 910 Nit S 911 Cr P 3PC Nit <b>795012-50-4</b>	<b>805004-00-1</b> - <sup>*NEW</sup> <b>805004-50-1</b>	71,01 71,51	- -	- -
<b>A1 1.0 TFSI</b> <b>A3 1.0 TFSI</b> <b>A3 1.0 TFSI</b> Eng. CHZB / CHZE / CHZD 999 ccm 60-85 kW (82-115 PS)	15-18 16- 16-18	<b>74,50</b> 3				1,20 1,20 2,00	<b>795061-00-4</b> 910 IF PVD S 931 P 3PC PVD	-	74,50	-	-
<b>A1 1.4 TFSI</b> <b>A3 1.4 TFSI</b> <b>A3 1.4 TFSI g-tron</b> <b>A1 1.4 TSI</b> <b>A3 1.4 TSI</b> <b>Q3 1.4 TSI</b> CPWA CPTA / CXSA Euro 5 CXSB / CZCA / CZEA Euro 6 1390 ccm 81-103 kW (110-140 PS)	12-18 13-16 13- 14-18 14- 13-18	<b>74,50</b> 4									



MODEL / ENGINE

YEAR

Dia.  
CYLVT  
MT

Ø x L



SM-REF



SM-REF.



SM-REF.

Piston  
Dia.

SM-REF.



SM-REF.

## AUDI

**A3 1.4 TFSI**  
**A3 1.4 TFSI g-tron**  
**Q3 1.4 TSI**  
**Q3 1.4 TFSI Flex**  
 Eng. CPWA  
 Eng. CMBA / CXSA Euro 5  
 Eng. CXSB / CZCA Euro 6  
 1395 ccm  
 81-110 kW (110-150 PS)

12-  
13-  
13-  
16-74,50  
41,20  
1,20  
2,00795063-00-4  
910 IF PVD S  
911 Cr P  
3PC PVD-  
-  
-74,50  
74,75  
75,00-  
-  
--  
-  
-

**A1 35 TFSI**  
**A3 1.5 TFSI**  
**Q2 35 TFSI**  
**Q3 35 TFSI**  
 Eng. DADA Euro 6  
 1495 ccm  
 110 kW (150 PS)

18-  
17-  
18-  
18-74,50  
41,75  
2,00  
4,00795002-00-4  
910 IF Cr S  
931 P  
3PC Cr-  
-  
-75,00  
75,50  
76,00-  
-  
--  
-  
-

**A1 1.4 TFSI**  
**A3 1.4 TFSI**  
**Q3 1.4 TFSI**  
 Eng. CPTA / CZDA / CZDB  
 Eng. CZDD / DZEA  
 1395 ccm  
 92-110 kW (125-140 PS)

12-18  
13-  
13-1874,50  
430,8  
-  
-4,25/-2,85  
-2,7  
48,3  
-  
MØ=56,85  
-19  
x  
51  
T  
DLC1,20  
1,20  
2,00795063-00-4  
910 IF PVD S  
911 Cr P  
3PC PVD805066-00-1  
-  
-74,50  
74,75  
75,00-  
-  
--  
-  
-

**50 / 80**  
 Eng. FZ / HH  
 1272 ccm  
 44 kW (60 PS)

77-83

75,00  
41,75  
2,00  
4,00795002-00-4  
910 IF Cr S  
931 P  
3PC Cr-  
-  
-75,00  
75,50  
76,00-  
-  
--  
-  
-

**80**  
 Eng. EP  
 1297 ccm  
 44 kW (60 PS)

78-86

75,00  
41,50  
1,75  
3,00795040-00-4  
910 IF Cr P  
931 P  
3PC Cr-  
-  
-

75,00

-  
-  
--  
-  
-











**A2 1.4 ltr.**  
 Eng. AUA / BBY  
 1390 ccm  
 55 kW (75 PS)

00-02

76,51  
428,92  
-  
-2,2/-2,7  
-2  
58,5  
-  
MØ=62  
-17  
x  
521,20  
1,50  
2,50795077-00-4  
910 Nit IF S  
931 P  
3PC Cr805033-00-1  
-  
-76,51  
76,76  
77,01-  
-  
--  
-  
-

**A1 1.4 TFSI**  
 Eng. CAVG / CTHG / CTJA  
 1390 ccm  
 136 kW (185 PS)

11-  
10-1476,51  
428,97  
-  
-4,21/-1,45  
-  
49,97  
-  
-  
-19  
x  
54  
T1,20  
1,50  
2,00795003-00-4  
910 IF Nit S  
931 P  
3PC Cr805055-00-1  
RT  
\*NEW\*76,51  
76,76  
77,01-  
-  
--  
-  
-

 <b>MODEL / ENGINE</b>	<b>YEAR</b>	 <b>Dia.</b> <b>CYL</b>	 <b>VT</b> <b>MT</b>	 <b>GL</b> <b>BU</b>	 <b>Ø x L</b>	 <b>SM-REF</b>	 <b>SM-REF.</b>	 <b>Piston</b> <b>Dia.</b>	 <b>SM-REF.</b>	 <b>SM-REF.</b>			
<b>AUDI</b>													
<b>A3 1.4 TFSI 16V</b> <b>A1 1.4 TFSI</b> Eng. CAXC / CMSA / CAXA 1390 ccm 90-92 kW (122-125 PS)	07-12	<b>76,51</b>	28,7		17		<b>795096-00-4</b>	<b>805037-00-1</b>	76,51	-	-		
	10-		4	-	x	1,20						910 IF Nit S	
			-		46	1,20	<b>795096-50-4</b>	<b>805037-50-1</b>	77,01	-	-		
			-7,35		2,00	3PC Cr P							
			-										
			-										
<b>Coupé / Quattro</b> <b>90 / Quattro</b> <b>100 / Quattro</b> <b>200</b> Eng. KU / KV 2226 ccm 100/101 kW (136/137 PS)	81-91	<b>81,01</b>	32,2		20		<b>795038-00-5</b>	<b>805084-00-1</b>	81,01	-	-		
	84-91		5	1,1	x	1,50						910 IF Cr S	
	81-90			-		57						1,75	931 P
	84-85			-4,6		3,00						947 EX Cr	
			62,3				<b>795039-00-5</b>	-	81,00	-	-		
					1,50	910 IF Cr S							
					1,75	931 P							
					3,00	3PC Cr							
<b>80 1.6</b> Eng. ABB / ABM / DT / JU / PP Eng. RN / SA 1595 ccm 51-75 kW (70-102 PS)	78-94	<b>81,01</b>					<b>795036-00-4</b>	-	81,01	-	-		
			4			1,50						910 IF Cr S	
						1,75	<b>795036-50-4</b>	-	81,51	-	-		
					3,00	947 EX Cr							
<b>Coupe 1.8 GT</b>	83-88												
<b>80 1.8</b>	83-86												
<b>80 1.8 S</b>	86-81												
<b>80 1.8 S quattro</b>	86-91												
<b>80 1.8 CC quattro</b>	85-86												
<b>80 1.8 GTE / quattro</b>	85-86												
<b>90 1.8</b>	84-87												
<b>100 / Avant 1.8</b>	83-89												
<b>100 1.8 quattro</b>	84-90												
<b>100 Avant 1.8 / quattro</b>	83-90												
<b>100 / Avant 1.8 Cat</b>	88-												
<b>100 / Avant 1.8 Cat quattro</b>	88-												
<b>100 1.8 Cat</b>	-87												
<b>100 1.8 Cat quattro</b>	-88												
<b>100 Avant 1.8 Cat</b>	-87												
<b>100 Avant 1.8 Cat quattro</b>	-88												
<b>4000 (USA) 1.8</b>	83-85												
Eng. 4B / DR / DS / JN / JW / PH													
Eng. PM / PV / RS / RU / SF / SH													
1781 ccm													
55-82 kW (75-112 PS)													
<b>Coupe 2.0</b>	83-88	<b>81,00</b>											
<b>80 / quattro 2.0</b>	83-84		5										
<b>90 / quattro 2.0</b>	84-87												
<b>90 2.0</b>	1987												
<b>90 2.0</b>	88-91												
<b>100 2.0</b>	86-87												
<b>100 2.0 Cat</b>	88-90												
<b>100 Avant 2.0</b>	86-87												
<b>100 Avant 2.0 E</b>	85-87												
<b>100 Avant 2.0 E Cat</b>	88-90												
Eng. HP / JS / KP / PS / RT / SK / SL													
1994 ccm													
83-85 kW (113-115 PS)													





MODEL / ENGINE

YEAR

Dia.  
CYL

SM-REF



SM-REF.

Piston  
Dia.

SM-REF.



SM-REF.

## AUDI

<b>Coupe 2.2</b>	83-87	<b>81,00</b>				<b>795036-00-4</b>	-	81,01	-	-
<b>Coupe S2 quattro</b>	90-92	5			1,50	910 IF Cr S				
<b>Coupe S2 quattro</b>	92-				1,75	931 P				
<b>Coupe 2.2 quattro</b>	84-91				3,00	947 EX Cr				
<b>Coupe 2.2 GT</b>	84-88									
<b>80 2.2</b>	84-86					<b>795036-50-4</b>	-	81,51	-	-
<b>80 2.2 quattro</b>	82-84									
<b>80 / Avant S2 quattro</b>	93-									
<b>80 Avant RS2 quattro</b>	94-									
<b>90 2.2</b>	84-87									
<b>90 2.2 E</b>	87-91									
<b>90 2.2 E quattro</b>	84-91									
<b>100 / Avant 2.2</b>	85-88									
<b>100 Avant 2.2 Cat</b>	89-90									
<b>100 2.2 /quattro</b>	84-88									
<b>100 Avant 2.2 quattro</b>	84-88									
<b>100 / Avant 2.2 Cat quattro</b>	89-90									
<b>100 2.2 Cat / quattro</b>	89-90									
<b>200 2.2</b>	84-85									
<b>200 / Avant 2.2 20V Turbo</b>	89-90									
<b>Quattro 2.2</b>	82-84									
<b>4000 (USA) 2.2i</b>	84-87									
<b>5000 (USA) 2.2i</b>	84-86									
<b>Quattro 2.2 20V Turbo</b>	89-91									
Eng. 3B / ABY / ADU / HX / HY										
Eng. KU / KV / KX / KZ / RR										
2226 ccm										
75-232 kW (102-315 PS)										
<b>80 / Quattro</b>	85-90	<b>81,01</b>	32,2	20		<b>795036-00-4</b>	<b>805080-00-1</b>	81,01	-	-
<b>Coupé</b>	85-87	4	1,3	x	1,50	910 IF Cr S				
<b>90</b>	85-91		-	57	1,75	931 P				
<b>100</b>	86-90		-4,4		3,00	947 EX Cr				
Eng. DZ / NE			62,5							
1781 ccm						<b>795036-50-4</b>	<b>805080-50-1</b>	81,51	-	-
64,5-82 kW (88-112 PS)										
<b>80 1.6</b>	78-91	<b>81,00</b>				<b>795037-00-4</b>	-	81,00	-	-
Eng. ABB / DT / PP / RN / SA		4			1,50	910 IF Cr S				
1595 ccm					1,75	931 P				
51-75 kW (70-102 PS)					3,00	3PC Cr				
<b>80 2.0 / quattro</b>	83-84	<b>81,00</b>				<b>795037-25-4</b>	-	81,25	-	-
<b>90 2.0</b>	84-91	5								
<b>90 2.0 quattro</b>	84-86					<b>795037-50-4</b>	-	81,50	-	-
<b>100 2.0</b>	84-87									
<b>100 2.0 Cat</b>	88-90									
<b>100 Avant 2.0 E</b>	85-87									
<b>100 Avant 2.0 E Cat</b>	88-90									
<b>Coupe 2.0</b>	83-88									
Eng. HP / JS / KP / PS / RT / SK / SL										
1994 ccm										
83-85 kW (113-115 PS)										



MODEL / ENGINE

YEAR

Dia.  
CYLVT  
MT

Ø x L



SM-REF



SM-REF.



SM-REF.

Piston  
Dia.

SM-REF.



SM-REF.

**AUDI**

<b>80 2.2</b>	84-86	<b>81,00</b>				<b>795037-00-4</b>	-	81,00	-	-
<b>80 2.2 quattro</b>	82-84	5			1,50	910 IF Cr S				
<b>80 / Avant S2 quattro</b>	93-				1,75	931 P				
<b>80 Avant RS2 quattro</b>	94-				3,00	3PC Cr				
<b>90 2.2</b>	84-87									
<b>90 2.2 E</b>	87-91					<b>795037-25-4</b>	-	81,25	-	-
<b>90 2.2 E quattro</b>	84-91									
<b>100 / Avant 2.2</b>	84-88					<b>795037-50-4</b>	-	81,50	-	-
<b>100 S4 Turbo quattro</b>	91-									
<b>100 Avant S4 Turbo quat.</b>	91-									
<b>100 / Avant 2.2 Cat</b>	89-90									
<b>100 / Avant 2.2 Cat quat.</b>	89-90									
<b>200 2.2</b>	84-85									
<b>200 2.2 20V Turbo quat.</b>	89-90									
<b>200 Avant 2.2 20V Tur. qu.</b>	89-90									
<b>A6 S6 Turbo quattro</b>	94-									
<b>A6 Avant S6 Turbo quat.</b>	94-									
<b>Quattro 2.2 quattro</b>	84-87									
<b>Quattro 2.2 20V Turbo</b>	89-91									
<b>4000 (USA) 2.2i</b>	84-87									
<b>5000 (USA) 2.2i</b>	84-86									
<b>Coupe S2 quattro</b>	92-									
<b>Coupe 2.2</b>	83-87									
<b>Coupe 2.2 GT</b>	84-88									
<b>Coupe 2.2 quattro</b>	84-91									
Eng. 3B / AAN / ABY / ADU / HX Eng. HY / KM / KU / KV / KX/KZ/RR 2226 ccm 77-232 kW (102-230 PS)										
<b>80 1.8</b>	83-90	<b>81,01</b>	32,2	20		<b>795037-00-4</b>	<b>805081-00-1</b>	81,01	-	-
<b>80 1.8 CC</b>	85-96	4	1,3	x	1,50	910 IF Cr S				
<b>80 1.8 S</b>	86-91		-	57	1,75	931 P				
<b>Coupe 1.8</b>	86-88		-8,1		3,00	3PC Cr				
<b>Coupe 1.8 GT</b>	85-88		62,5							
<b>100 1.8</b>	82-90		MØ=57			<b>795037-25-4</b>	-	81,26	-	-
<b>100 1.8 KAT</b>	85-90		MV=3,0							
<b>100 1.8 quattro</b>	86-90					<b>795037-50-4</b>	-	81,51	-	-
<b>100 1.8 quattro KAT</b>	85-90									
Eng. 4B / DR / JN / MG / PM / RS Eng. RU / SF / SH 1781 ccm 55-82 kW (75-112 PS)										
<b>80</b>	92-94	<b>81,01</b>	35,6	20		<b>795037-00-4</b>	<b>805082-00-1</b>	81,01	-	-
Eng. ABM / JU 1595 ccm 52-55 kW (71-75 PS)		4	-	x	1,50	910 IF Cr S				
			-	57	1,75	931 P				
			-2,3		3,00	3PC Cr				
			66,8							
			MV=3,00			<b>795037-25-4</b>	-	81,26	-	-
						<b>795037-50-4</b>	<b>805082-50-1</b>	81,51	-	-
<b>V8</b>	88-93	<b>81,00</b>				<b>795049-00-1</b>	-	81,00	-	-
Eng. 824 S / PT 3562 ccm 184 kW (250 PS)		4			1,75	910 IF Cr *				
					2,00	931 P				
					3,00	3PC Cr				
						<b>795049-50-1</b>	-	81,50	-	-



MODEL / ENGINE

YEAR

Dia.  
CYL

SM-REF



SM-REF.

Piston  
Dia.









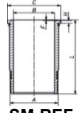

SM-REF.












SM-REF.

## AUDI

<b>A3</b> <b>A4</b> Eng. ADP / AHL / AEH 1595 ccm 74 kW (101 PS)	96- 94-	<b>81,00</b> 4				<b>795075-00-4</b> 1,20 910 IF Nit S 1,50 931 P 2,00 3PC Nit <b>795075-50-4</b>	- - -	81,00 81,50	- -	- -
<b>A3 1.8i Turbo 20V</b> <b>A4 1.8i Turbo 20V</b> <b>A6 1.8i Turbo 20V</b> <b>TT 1.8i Turbo 20V</b> Eng. AEB / AGU / AJL / AJQ Eng. ANB / APP / APU / AQA Eng. ARK / ARZ 1781 ccm 110-132 kW (150-180 PS)	96-03 97-01 97-01 98-00	<b>81,01</b> 4	32,7 - - -1,5 53,7	20 x 59	1,50 1,75 2,00	<b>795074-00-4</b> 910 IF Cr S 931 P 3PC Nit <b>795074-50-4</b> <b>795069-00-4</b> 1,50 910 IF Cr S 1,75 931 P 2,00 947 Cr *	<b>805019-00-1</b> AK <b>805019-50-1</b>	81,01 81,51 81,00	- - -	- -
<b>A6</b> Eng. AGA / ALF 2393 ccm 121 kW (165 PS)	97-	<b>81,00</b> V6			1,50 1,50 2,00	<b>795076-00-2</b> 910 IF Cr S 931 P 3PC Nit <b>795076-50-2</b>	- - -	81,00 81,50	- -	- -
<b>A3 1.6i</b> <b>A4 1.6i</b> Eng. ALZ / ANA / AVU 1595 ccm 74-75 kW (101-102 PS)	97-03 98-08	<b>81,00</b> 4			1,00 1,20 2,00	<b>795085-00-4</b> 910 Nit S 931 P 3PC Nit	- - -	81,00	-	-
<b>Audi Coupe 2.0</b> <b>80 2.0</b> <b>80 2.0 E</b> Eng. 3A 1984 ccm 83 kW (113 PS)	89-90 87-90 88-90	<b>82,50</b> 4			1,50 1,50 2,00	<b>795054-00-4</b> 910 IF Cr S 911 IF P 3PC Cr P <b>795054-50-4</b>	- - -	82,50 83,00	- -	- -
<b>100 2.6 V6</b> <b>80 2.6 V6</b> <b>Coupé 2.6</b> <b>Cabrio 2.6 V6</b> <b>A6 2.6 V6</b> <b>A4 2.4 V6</b> <b>Quattro</b> Eng. ABC / ACZ 2597 ccm 102/110 kW (139/150 PS)	92-94 92-95 92-95 94-00 94-97 94-98	<b>82,51</b> V6	33,5 - - -3 54,2	21 x 56	1,50 1,75 3,00	<b>795053-00-4</b> 910 IF Cr S 931 P 3PC Cr <b>795053-50-4</b>	- - -	82,51 83,01	- -	- -
<b>100 / Coupé</b> <b>Coupé Quattro</b> <b>A6 Quattro</b> Eng. AAR / NG / NF 2309 ccm 98 kW (133 PS)	90-94 90- 94-	<b>82,51</b> 5	32,2 1,1 - -4,4 54,3	20 x 57	1,50 1,75 3,00	<b>795053-00-4</b> 910 IF Cr S 931 P 3PC Cr <b>795053-50-4</b>	<b>805085-00-1</b> <b>805085-50-1</b>	82,51 83,01	- -	- -

 MODEL / ENGINE	YEAR	 Dia. CYL	 VT MT	 Ø x L		 SM-REF	 SM-REF.	 Piston Dia.	 SM-REF.	 SM-REF.
<b>AUDI</b>										
<b>80 / Quattro / Coupé</b>	91-	<b>82,51</b>	30,8	21		<b>795052-00-2</b>	<b>805087-00-1</b>	82,51	-	-
<b>100 / Quattro</b>	90-94	V6	0,7	x	1,20	910 IF Nit S				
<b>Coupé Quattro</b>	91-95		-	54	1,50	911 IF P				
<b>Cabrio</b>	92-		-4,25		2,00	3PC Nit				
<b>A4 Quattro</b>	94-		52,5							
<b>A8</b>	94-					<b>795052-25-2</b>	-	82,76	-	-
<b>A6 / A8 Quattro</b>	94-					<b>795052-50-2</b>	<b>805087-50-1</b>	83,01	-	-
Eng. AAH / AFC / AEJ 2771 ccm 120/128 kW (163/174 PS)										
<b>A4 2.0 FSI</b>	02-04	<b>82,50</b>				<b>795052-00-2</b>	-	82,50	-	-
<b>A4 2.0 FSI</b>	02-04	4			1,20	910 IF Nit S				
Eng. AWA / AXA 1984 ccm 110 kW (150 PS)					1,50	911 IF P				
					2,00	3PC Nit				
<b>A4 2.8</b>	96-01	<b>82,50</b>				<b>795052-25-2</b>	-	82,75	-	-
<b>A4 2.8 Quattro</b>	99-00	6				<b>795052-50-2</b>	-	83,00	-	-
<b>A6 2.8</b>	96-05									
<b>A8 2.8</b>	96-02									
Eng. AGE / AMX / APR Eng. AQD / ATX / BBG 2771 ccm 140-142 kW (190-193 PS)										
<b>Audi 90 / 100</b>		<b>82,50</b>				<b>795055-00-5</b>	-	82,50	-	-
<b>Quattro / Coupé</b>		5			1,20	910 IF Nit S				
<b>Coupé Quattro</b>					1,75	931 P				
Eng. 7A 2309 ccm 125 kW (170 PS)					3,00	947 EX Cr				
						<b>795055-50-5</b>	-	83,00	-	-
<b>A3 2.0 TFSI</b>	04-12	<b>82,50</b>				<b>795043-00-4</b>	-	82,50	-	-
<b>A3 2.0 TFSI quattro</b>	04-13	4			1,20	910 IF S PVD				
<b>A3 Sportback 2.0 TFSI</b>	06-08				1,50	931 P				
<b>A4 2.0 TFSI</b>	06-08				2,00	947 EX Cr *				
<b>A4 Avant 2.0 TFSI</b>	06-08									
<b>TT Roadster 2.0 TFSI</b>	06-10					<b>795043-50-4</b>	-	83,00	-	-
<b>TT 2.0 TFSI / quattro</b>	06-10									
Eng. AXX / BPJ / BPY / BWA / BYK 1984 ccm 125-147 kW (170-200 PS)										
<b>A3 2.0 TFSI / quattro</b>	04-12	<b>82,51</b>	29,6	21		<b>795057-00-2</b>	<b>805057-00-1</b>	82,51	-	-
<b>A3 Cabriolet 2.0 TFSI</b>	08-13	4	-	x	1,20	910 IF Nit S				
<b>A3 Sportback 2.0 TFSI/quat.</b>	04-13		-3,70/-3,70	56	1,50	911 IF P	RT			
<b>A3 2.0 TFSI quattro</b>	04-12		-6,2	T	2,00	947 EX Cr *				
<b>Q3 2.0 TFSI / quattro</b>	14-		50,1							
<b>TT 2.0 TFSI</b>	06-10		-			<b>795057-25-2</b>	<b>805057-25-1</b>	82,76	-	-
<b>TT 2.0 TFSI quattro</b>	08-10		MØ=50			<b>795057-50-2</b>	<b>805057-50-1</b>	83,01	-	-
<b>TT Roadster 2.0 TFSI</b>	07-10		-							
<b>TT Roadster 2.0 TFSI quat.</b>	08-10									
Eng. CADA / CDZA Euro 5 Eng. CAWB / CBFA / CCTA Eng. CCZA / CCZC 1984 ccm 125-155 kW (170-211 PS)										

MODEL / ENGINE	YEAR	 Dia. CYL	 KH GL VT MT	 Ø x L		 SM-REF	 SM-REF.	 Piston Dia.	 SM-REF.	 SM-REF.
<b>AUDI</b>										
<b>A5 1.8 TFSI</b>	07-17	<b>82,51</b>	29,8	21		<b>795057-00-2</b>	<b>805060-00-1</b>	82,51	-	-
<b>A5 Cabriolet 1.8 TFSI</b>	11-16	4	-	x	1,20	910 IF Nit S	RT	82,51	-	-
Eng. BYT / BZB / CABA / CABB			-2,15/-2,15	53	1,50	911 IF P				
Eng. CABD			-	T	2,00	947 EX Cr *				
1798 ccm			55,98			<b>795057-25-2</b>	<b>805060-25-1</b>	82,76	-	-
88-118 kW ( 120-160 PS)			-			<b>795057-50-2</b>	<b>805060-50-1</b>	83,01	-	-
			-							
<b>A3 2.0 TFSI / quattro</b>	04-12	<b>82,51</b>	-	23		<b>795059-00-4</b>	<b>805058-00-1</b>	82,51	-	-
<b>A3 Cabriolet 2.0 TFSI</b>	08-13	4	-	x	1,20	910 IF Nit S	RT	82,51	-	-
<b>A3 Cabriolet 2.0 TFSI</b>	13-		-3,70/-3,70	53	1,20	911 P				
<b>A3 Sportback 2.0 TFSI/qu.</b>	04-13		-6,2	T	2,00	947 EX Cr *				
<b>A4 2.0 TFSI / quattro</b>	08-15		-	DLC		<b>795059-25-4</b>	<b>805058-25-1</b>	82,76	-	-
<b>A4 Avant 2.0 TFSI / quat.</b>	08-15		-							
<b>A4 Allroad 2.0 TFSI quat.</b>	09-16		MØ=50							
<b>A4 2.0 TFSI Flexfuel quat.</b>	12-15		-			<b>795059-50-4</b>	<b>805058-50-1</b>	83,01	-	-
<b>A4 Allroad 2.0 TFSI Flexf.</b>	12-16		-							
<b>A5 2.0 TFSI</b>	08-13									
<b>A5 2.0 TFSI quattro</b>	08-17									
<b>A5 2.0 TFSI Flexfuel quat.</b>	12-17					<b>795006-00-4</b>	-	82,50	-	-
<b>A5 Cabriolet 2.0 TFSI</b>	09-14				1,20	910 IF Nit S	-	82,50	-	-
<b>A5 Cabriolet 2.0 TFSI quat.</b>	09-17				1,20	911 P				
<b>A5 Cabriolet 2.0 TFSI Flexf.</b>	12-17				2,00	3PC Nit				
<b>A5 Sportback 2.0 TFSI</b>	09-14									
<b>A5 Sportback 2.0 TFSI qu.</b>	09-17					<b>795006-50-4</b>	-	83,00	-	-
<b>A6 2.0 TFSI / quattro</b>	11-13									
<b>A6 2.0 TFSI hybrid</b>	11-									
<b>A8 2.0 TFSI hybrid</b>	12-									
<b>Q3 2.0 TFSI / quattro</b>	14-									
<b>Q5 2.0 TFSI quattro</b>	08-									
<b>Q5 2.0 TFSI Flexfuel quat.</b>	12-13									
<b>Q5 2.0 TFSI Flexfuel quat.</b>	13-									
<b>Q5 2.0 TFSI hybrid quat.</b>	11-									
<b>Q7 2.0 hybrid</b>	16-									
<b>TT 2.0 TFSI</b>	06-10									
<b>TT 2.0 TFSI quattro</b>	08-10									
<b>TT Roadster 2.0 TFSI</b>	07-10									
<b>TT Roadster 2.0 TFSI quat.</b>	08-10									
Eng. CAEA / CAEB / CAED / CAWB										
Eng. CBFA / CCTA / CCZA / CCZC										
Eng. CDNB / CDNC / CESA / CETA										
Eng. CHJA Euro 5 / CPMA / CPMB										
Eng. CPSA										
1984 ccm										
132-162 kW (170-230 PS)										
<b>A3 1.8 TFSI</b>	06-12	<b>82,51</b>	29,8	23		<b>795059-00-4</b>	<b>805059-00-1</b>	82,51	-	-
<b>A3 1.8 TFSI quattro</b>	08-12	4	-	x	1,20	910 IF Nit S	RT	82,51	-	-
<b>A3 Cabriolet 1.8 TFSI</b>	08-13		-2,15/-2,15	51	1,20	911 P				
<b>A3 Sportback 1.8 TFSI</b>	06-13		-	T	2,00	947 EX Cr *				
<b>A3 Sportback 1.8 TFSI qu.</b>	08-13		55,98	DLC						
<b>A4 1.8 TFSI</b>	07-12		-			<b>795059-25-4</b>	<b>805059-25-1</b>	82,76	-	-
<b>A4 1.8 TFSI quattro</b>	08-12		-							
<b>A4 Avant 1.8 TFSI</b>	07-12		-							
<b>A5 1.8 TFSI</b>	09-11					<b>795059-50-4</b>	<b>805059-50-1</b>	83,01	-	-
<b>A5 Cabriolet 1.8 TFSI</b>	09-12									
<b>A5 Sportback 1.8 TFSI</b>	09-11									
<b>TT 1.8 TFSI</b>	08-14					<b>795006-00-4</b>	-	82,50	-	-
<b>TT Roadster 1.8 TFSI</b>	08-14				1,20	910 IF Nit S	-	82,50	-	-
Eng. CDAA / CDHA / CDHB					1,20	911 P				
1798 ccm					2,00	3PC Nit				
88-118 kW (120-160 PS)						<b>795006-50-4</b>	-	83,00	-	-



MODEL / ENGINE

YEAR

Dia.  
CYL

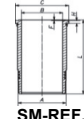
Ø x L



SM-REF



SM-REF.

Piston  
Dia.

SM-REF.



SM-REF.

## AUDI

<b>A1 S1 quattro</b>	14-18	<b>82,51</b>	29,6	23		<b>795065-00-4</b>	<b>805067-00-1</b>	82,51	-	-
<b>A3 2.0 TFSI</b>	15-	4	-	x	1,20	910 IF PVD S				
<b>A3 2.0 TFSI quattro</b>	13-		-3,72/-3,72	51	1,20	931 P	RT			
<b>A4 2.0 TFSI</b>	13-19		-6,2	T	2,00	3PC PVD				
<b>A4 2.0 TFSI quattro</b>	13-15		50,1	DLC						
<b>A4 2.0 TFSI quattro</b>	15-		-			<b>795065-50-4</b>	<b>805067-50-1</b>	83,01	-	-
<b>A4 Allroad 2.0 TFSI quattro</b>	13-16		MØ=50							
<b>A4 Allroad 2.0 TFSI quattro</b>	16-		-							
<b>A4 Avant 2.0 TFSI</b>	13-19									
<b>A4 Avant 2.0 TFSI quattro</b>	13-19									
<b>A5 2.0 TFSI</b>	13-20									
<b>A5 2.0 TFSI quattro</b>	13-17									
<b>A5 Sportback 2.0 TFSI qu.</b>	16-									
<b>A6 2.0 TFSI / quattro</b>	14-18									
<b>A6 Avant 2.0 TFSI</b>	14-18									
<b>A6 Avant 2.0 TFSI quattro</b>	15-18									
<b>A7 Sportback 2.0 TFSI</b>	14-18									
<b>A7 Sportback 2.0 TFSI qu.</b>	15-18									
<b>A8 2.0 TFSI quattro</b>	16-18									
<b>Q3 2.0 TFSI</b>	15-18									
<b>Q3 2.0 TFSI quattro</b>	14-18									
<b>Q5 2.0 TFSI quattro</b>	12-17									
<b>Q5 2.0 TFSI quattro</b>	16-									
<b>Q7 2.0 TFSI quattro</b>	15-									
<b>Q7 2.0 TFSI e-tron quattro</b>	16-19									
<b>TT 2.0 TFSI quattro</b>	15-									
<b>TT Roadster 2.0 TFSI quat.</b>	15-									
Eng. CHHB Euro 6										
Eng. CNCD / CNCE / CNTC / CULB										
Eng. CVJA / CWZA / CYMC / CYNB										
Eng. CYPA / CYPB / CYRB / CYRC										
Eng. DAXB / DAXC / DAYB / DJYA										
1984 ccm										
132-185 kW (220-252 PS)										

<b>A1 1.8 TFSI / Sportback</b>	15-18	<b>82,50</b>				<b>795065-00-4</b>	-		-	-
<b>A3 1.8 TFSI / quattro</b>	12-	4			1,20	910 IF PVD S				
<b>A4 1.8 TFSI / quattro</b>	11-				1,20	931 P				
<b>A5 1.8 TFSI/Cabrio./Sportb.</b>	07-				2,00	3PC PVD				
<b>A6 1.8 TFSI / Avant</b>	14-									
<b>A7 1.8 TFSI Sportback</b>	15-18					<b>795065-50-4</b>	-		-	-
<b>TT 1.8 TFSI / Roadster</b>	15-									
Eng. CJED / CJEE / CYGB / DAJB										
Eng. CJEB Euro 5										
Eng. CJSA / CJSB Euro 6										
1798 ccm										
88-141 kW (120-192 PS)										



MODEL / ENGINE

YEAR

Dia.  
CYLVT  
MT

Ø x L



SM-REF



SM-REF



SM-REF.

Piston  
Dia.

SM-REF.



SM-REF.

## AUDI

A4 2.0 TFSI	08-15					<b>795065-00-4</b>	-	-	-
A3 2.0 TFSI / quattro	04-12	<b>82,50</b>			1,20	910 IF PVD S			
A3 2.0 TFSI	16-	4			1,20	931 P			
A3 2.0 TFSI quattro	16-				2,00	3PC PVD			
A3 Cabriolet 2.0 TFSI	08-13								
A3 Limousine S3 quattro	14-					<b>795065-50-4</b>	-	-	-
A3 S3 quattro	13-16								
A3 S3 quattro / Sportback	16-								
A3 Sportback 2.0 TFSI/qu.	04-13								
A4 2.0 TFSI	15-								
A4 2.0 TFSI flexi.fuel/quat.	09-15								
A4 2.0 TFSI / quattro	08-15								
A4 35 TFSI Mild Hybrid	18-								
A4 40 TFSI Mild Hybrid	17-								
A4 Allroad 2.0 TFSI Flexf.	12-16								
A4 Allroad 2.0 TFSI quat.	09-16								
A4 Avant 2.0 TFSI	15-								
A4 Avant 2.0 TFSI flexi. fu.	09-15								
A4 Avant 2.0 TFSI / quat.	08-15								
A4 Avant 35 TFSI Mild Hyb.	18-								
A4 Avant 40 TFSI Mild Hyb.	17-								
A5 2.0 TFSI	08-14								
A5 2.0 TFSI	16-								
A5 2.0 TFSI Flexfuel quat.	12-17								
A5 2.0 TFSI quattro	08-17								
A5 35 TFSI Mild Hybrid	19-20								
A5 40 TFSI Mild Hybrid	17-								
A5 Cabriolet 2.0 TFSI	09-19								
A5 Cabriolet 2.0 TFSI Flexf.	12-17								
A5 Cabriolet 2.0 TFSI quat.	09-17								
A5 Sportback 2.0 TFSI qu.	09-17								
A5 Sportback 2.0 TFSI qu.	17-								
A5 Sportback 40 TFSI Mild	18-								
A6 2.0 TFSI / Hybrid	11-18								
A6 2.0 TFSI quattro	12-18								
A6 Avant 2.0 TFSI	11-18								
A8 2.0 TFSI Hybrid	12-15								
Q2 2.0 TFSI quattro	17-								
Q2 SQ2 TFSI quattro	18-								
Q3 2.0 TFSI	14-18								
Q3 2.0 TFSI quattro	11-15								
Q5 2.0 Hybrid quattro	12-16								
Q5 2.0 TFSI Flexfuel quat.	12-17								
Q5 2.0 TFSI Hybrid quattro	11-16								
Q5 2.0 TFSI quattro	08-17								
Q7 2.0 Hybrid	16-								
TT 2.0 TFSI	06-14								
TT 2.0 TFSI quattro	08-14								
TT Roadster 2.0 TFSI	07-14								
TT Roadster 2.0 TFSI quat.	08-14								
Eng. CAEA / CAEB / CAED /CAWB									
Eng. CBFA / CCTA / CCZA / CCZC									
Eng. CDNB / CDNC / CESA / CETA									
Eng. CFKA / CJXB / CJXC / CJXD									
Eng. CJXF / CJXG / CPMA / CPMB									
Eng. CPSA / CVKB / CYFB / DBPA									
Eng. DEMA / DJHA / DJHB / DLVA									
Eng. DLVB									
Eng. CHJA Euro 5									
Eng. CZPB / DHDA Euro 6									
Eng. DKYA Euro 6									
1984 ccm									
110-228 kW (170-310 PS)									



MODEL / ENGINE

YEAR

Dia.  
CYLVT  
MT

Ø x L

1  
2  
3

SM-REF



SM-REF.

Piston  
Dia.

SM-REF.



SM-REF.

## AUDI

A3 S3 quattro

12-16

82,51

4

1,20

795059-00-4

-

82,51

-

-

A3 Cabriolet S3 quattro

14-20

A3 Limousine S3 quattro

13-20

1,20

911 P

A3 Sportback S3 quattro

12-20

2,00

947 EX Cr \*

TT 2.0 TTS quattro

15-

795059-25-4

-

82,76

-

Eng. CJXB / CJXC / CJXD / CJXF

Eng. CJXG / DJHA

Euro 6

Eng. CYFB / DJHB

1984 ccm

206-228 kW (280-310 PS)

29,6

23

1,20

\*NEW\*  
795065-00-4\*NEW\*  
805068-00-1

82,51

-

-

-

x

1,20

910 IF PVD S

RT

-0,8/-0,8

51

1,20

931 P

-6,2

T

2,00

3PC PVD

50,1

DLC

\*NEW\*  
795065-50-4\*NEW\*  
805068-50-1

83,01

-

-

-

MØ=58

-

A3 S3 quattro

18-

82,51

Q3 45 TFSI quattro

18-

4

1,20

\*NEW\*  
795065-00-4\*NEW\*  
805068-00-1

82,51

-

-

Q3 Sportback 45 TFSI quat.

19-

-0,8/-0,8

51

1,20

931 P

RT

Eng. DKTA / DNUE Euro 6

1984 ccm

206-221 kW (230-300 PS)

-6,2

T

2,00

3PC PVD

50,1

DLC

\*NEW\*  
795065-50-4\*NEW\*  
805068-50-1

83,01

-

-

-

MØ=58

-

A3 1.8 TFSI 16V

08-12

82,50

TT 1.8 TFSI 16V

08-

4

1,00

795067-00-4

-

82,50

-

-

Eng. CDAA

1798 ccm

118 kW (160 PS)

1,20

910 IF Nit S

1,50

931

3PC Nit

A8 3.7 / quattro

98-02

84,50

1,20

795095-00-4

-

84,50

-

-

A6 3.7 / A6 3.7 quattro

99-05

V8

1,50

910 IF Nit S

A6 Avant 3.7 / quattro

99-05

3,00

931 P

A8 3.7 / quattro

98-02

947 Nit S

A8 3.7 quattro

02-06

Eng. AKC / AQG / BFL

3697 ccm

191-206 kW (260-280 PS)

A8 4.2 quattro

98-10

A6 S6 quattro / Avant

99-05

A6 4.2 quattro / Avant

98-05

A8 S 8 quattro

99-02

Allroad 4.2 V8 quattro

02-05

A8 3.7 quattro

02-06

Eng. ANK / AQF / AQJ / ARS

Eng. ASG / AUW / AUX / AVP

Eng. AWN / BAS / BFM

4172 ccm

220-265 kW (299-360 PS)





MODEL / ENGINE

YEAR



Dia.  
CYL



VT  
MT



Ø x L



SM-REF



SM-REF



SM-REF.



Piston  
Dia.



SM-REF.



SM-REF.

**AUDI**

<b>A4 3.0 TFSI</b>	12-15	<b>84,50</b>				<b>795091-00-2</b>	-	84,50	-	-
<b>A4 S4 3.0 quattro</b>	08-15	6			1,20	910 IF Nit S				
<b>A5 3.0 TFSI</b>	11-17				1,50	931 P				
<b>A5 S5 3.0 quattro</b>	09-17				2,00	947 EX Nit S				
<b>A6 3.0 TFSI</b>	08-12									
<b>A6 3.0 TFSI quattro</b>	11-									
<b>A7 3.0 TFSI</b>	14-									
<b>A8 3.0 TFSI</b>	10-									
<b>Q5 3.0 TFSI quattro</b>	10-									
<b>Q7 3.0 TFSI quattro</b>	12-									
<b>Q7 3.0 TFSI quattro</b>	10-15									
<b>Q7 3.0 TFSI quattro</b>	15-									
<b>SQ5 3,0 TFSI quattro</b>	13-									
Eng. CAJA / CAKA / CCAA / CCBA Eng. CGEA / CGFA / CGWA Eng. CGWB / CGWC / CGWD Eng. CGXB / CGXC / CHMA / CJTA Eng. CJTB / CJTC / CJWB / CJWC Eng. CJWE / CMDA / CMUA / CNA Eng. CRED / CTUA / CTUB / CTUC Eng. CTTA / CTUD / CTVA / CTWA Eng. CTWB / CTXA 2995 ccm 200-260 kW (272-354 PS)										
<b>A5 S5 4.2 quattro</b>	07-12	<b>84,50</b>								
<b>A8 4.2 FSI</b>	09-	8								
<b>A7 4.2 FSI</b>	06-									
Eng. BAR / CAUA / CDRA / CGNA Eng. CREC 4163 ccm 260-273 kW (333-371 PS)										

<b>100 2.0</b>	76-79	<b>86,50</b>				<b>795027-00-4</b>	-	86,50	-	-
Eng. WA 1984 ccm 85 kW (115 PS)		4			2,00 2,50 5,00	910 Cr * 931 P 947 EX				

**AUDI DIESEL**

<b>Eng. CY / RA / SB</b>	84-91	<b>76,51</b>				<b>795060-00-2</b>	-	76,51	-	-
80 / 90 1588 ccm 51/59 kW (70/80 PS)		4/5			1,75 2,00 3,00	910 Cr * 911 IF U Cr 947 EX Cr				
<b>Eng. NC</b>	83-90	<b>76,51</b>				<b>795060-50-2</b>	-	77,01	-	-
100 / 5000 (USA) 1985 ccm 64/75 kW (87/102 PS)		5								
						<b>795084-00-1</b>	-	76,51	-	-
					1,75 2,00 3,00	910 Cr * 911 IF U Cr 947 EX Cr				
						<b>795084-50-1</b>	-	77,01	-	-
<b>Eng. JK / CR</b>	80-89	<b>76,51</b>	41,7	24		<b>795018-00-4</b>	<b>805010-00-1</b>	76,51	-	-
80 / 90 1588 ccm 40 kW (54 PS)		4	-	x	1,75 2,00 3,00	910 Cr * 911 IF U 947 EX Cr	RT / V			
			-	64						
			-1,6							
			71,7							
<b>Eng. CN</b>	78-89	<b>76,51</b>				<b>795018-50-4</b>	<b>805010-50-1</b>	77,01	-	-
100 / 5000 (USA) 1985 ccm 51,5 kW (70 PS)		5				<b>795018-10-4</b>	<b>805010-10-1</b>	77,51	-	-



MODEL / ENGINE

YEAR

Dia.  
CYL

SM-REF



SM-REF.

Piston  
Dia.

SM-REF.



SM-REF.

**AUDI DIESEL****Eng. CY / RA / SB**80 / 90  
1588 ccm  
51/59 kW (70/80 PS)

84-91

76,51  
4/541,7  
-  
-  
-1,6  
71,724  
x  
64  
T1,75  
2,00  
3,00795018-00-4  
910 Cr \*  
911 IF U  
947 EX Cr805076-00-1  
RT / V

76,51

-

-

**Eng. NC**100 / 5000 (USA)  
1985 ccm  
64/75 kW (87/102 PS)

83-90

76,51  
541,45  
-  
-  
-1,6  
71,7795018-50-4  
795018-10-4805076-50-1  
805076-10-1  
RT / V

77,01

-

-

77,51

-

-

**Eng. CP / DW / 1S**LT 31 D / LT 33 D / LT 35 / 40 / 45 D  
2387 ccm  
51/55/57 kW  
(70/75/78 PS)

82-

76,51  
61,75  
2,00  
3,00795032-00-1  
910 Cr \*  
911 IF U  
947 EX Cr

-

76,51

-

-

**Eng. DL / 1E / HS**LT 28 / 31 / 35 / 40 / 45 / 50 / 55  
2383 ccm  
66/70 kW (90/95 PS)

12/82

795032-50-1  
795032-10-1

-

77,01

-

-

77,51

-

-

**Eng. AFB / AKE / AKN  
Eng. AYM / BFC**A4 2.5 TDI  
A6 2.5 TDI / A8 2.5 TDI  
A6 2.5 V6 TDI / Allroad 24V  
A6 Quattro 2.5 V6 TDI  
A8 2.5 V6 TDI  
Passat 2.5 TDI  
2496 ccm  
114-132 kW (150 -179 PS)

00-03

97-00

99-03

99-03

99-02

97-00

78,30  
62,50  
2,00  
3,00795073-00-6  
910 IF CCL \*  
911 IF U P  
947 EX Cr

-

78,30

-

-

**Eng. AKN**A4 / A6 2.5 TDI 24V  
A8 2.5 TDI  
2496 ccm  
110 kW (150 PS)

98-01

97-02

78,30  
61,75  
2,00  
3,00795086-00-6  
910 Cr S  
911 IF U P  
947 EX Cr

-

78,30

-

-



MODEL / ENGINE

YEAR

Dia.  
CYL

Ø x L



SM-REF



SM-REF.

Piston  
Dia.

SM-REF.



SM-REF.

**AUDI DIESEL****Eng. AMF / BHC**

A2 1.4 TDI

1422 ccm

55 kW (75 PS)

00-05

**79,50**

3

1,75

2,00

3,00

**795020-00-4**

910 CCL \*

911 IF U

947 EX Cr

-

79,50

-

-

**Eng. 1Y / 1Z / AAZ / AFF****Eng. AFN / AGR / AHF****Eng. AHU / ALH / AJM****Eng. ANU / ASV / ASZ****Eng. ATD / ATJ / ATL****Eng. AVB / AVF / AVG****Eng. AWX / AXR / BHC****Eng. BKC / BKX / BLS****Eng. BRB / BXE**

80 1.9 D

80 Avant 1.9 TDI

Cabriolet 1.9 TDI

100 Avant 2.4 D

100 2.4 D

A3 1.9 TDI

A3 Sportback 1.9 TDI

A3 Cabriolet 1.9 TDI

A3 1.9 TDI quattro

A4 1.9 TDI

A4 1.9 TDI quattro

A4 Avant 1.9 TDI

A4 Avant 1.9 TDI quattro

A6 / Avant 1.9 TDI

1896 ccm

50-96 kW (68-131 PS)

89-91

92-

95-96

89-90

89-91

97-10

04-10

08-09

00-03

95-04

99-04

06-04

99-04

94-05

**79,50**

4

**795020-50-4**

-

80,00

-

-

**Eng. 3D**

100 2.4 D

100 Avant 2.4 D

2370 ccm

60 kW (82 PS)

89-91

89-90

**79,50**

5

**Eng. CAYB Euro 5****Eng. CAYC**

A1 1.6 TDI

A1 Sportback 1.6 TDI

A3 1.6 TDI

A3 Sportback 1.6 TDI

1598 ccm

66-77 kW (90-105 PS)

11-15

11-15

09-12

09-13

**79,50**

4

45,3

-

-

-10,7

67,8

-

MØ=49

-

26

x

66

DLC

1,75

2,00

3,00

**795020-00-4**

910 CCL \*

911 IF U

947 EX Cr

**795020-50-4****805011-00-1**

RT / KK

**805011-50-1**

79,50

-

-

**Eng. CUSB**

A1 1.4 TDI

1422 ccm

66 kW (90 PS)

14-

**79,50**

3

1,75

2,00

2,00

**795022-00-4**

910 CCL \*

911 IF U

947 EX Cr \*

-

79,50

-

-

**Eng. CLHA / CRKB**

A3 1.6 TDI

A3 Limousine 1.6 TDI

A3 Sportback 1.6 TDI

1598 ccm

77-81 kW (105-110 PS)

12-

13-

12-

**79,50**

4



MODEL / ENGINE

YEAR

Dia.  
CYLVT  
MT

Ø x L



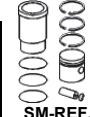
SM-REF



SM-REF.

Piston  
Dia.

SM-REF.



SM-REF.

**AUDI DIESEL**

**Eng. AFN / AFG / AHH**  
**Eng. AGR / AFN / ALH**  
**Eng. 1Z / AHU**

80 1.9 TDI

A3 1.9 TDI

A4 / Cabrio 1.9 TDI

A4 / A6 1.9 TDI

1896 ccm

66 / 81 kW (90 / 110 PS)

93-95

96-00

95-96

94-01

79,51

4

45,8

-

-1,1

-17,65

71,8

26

x

66

NB

1,75

2,00

3,00

**795048-00-1**

910 Cr S

911 IF U

947 EX Cr

**795048-50-1****795048-10-1****805013-00-1**

for Cyl. 1 &amp; 2

RT / AK

**805013-50-1**

for Cyl. 1 &amp; 2

-

79,51

80,01

80,51

-

-

-

-

-

-

**Eng. AAZ / AFN / AGR**  
**Eng. AHU / AHV / 1Y / 1Z**

80

80 TD

80 TDI

A4 / Quattro / TDI

A3 / A4 / A6 / TDI

1896 ccm

55-81 kW (64-110 PS)

89-91

91-

91-96

95-96

96-

79,51

4

1,75

2,00

3,00

**795048-00-1**

910 Cr S

911 IF U

947 EX Cr

**795048-50-1****795048-10-1**

-

-

-

79,51

80,01

80,51

-

-

-

-

-

-

**Eng. AAS / 3D**

100

2370 ccm

60 kW (82 PS)

89-94

79,51

5

1,75

2,00

3,00

**795045-00-4**

910 Cr S

911 IF U

947 EX Cr

**795045-50-4****795045-10-4**

-

-

-

79,51

80,01

80,51

-

-

-

-

-

-



MODEL / ENGINE

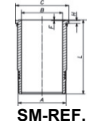
YEAR

Dia.  
CYL

SM-REF



SM-REF.

Piston  
Dia.

SM-REF.



SM-REF.

**AUDI DIESEL****Eng. BHC**A2 1.4 TDI  
1422 ccm  
55 kW (75 PS)

00-05

**79,51**  
41,75  
2,00  
3,00**795078-00-1**  
910 Cr S  
911 IF U Cr  
947 EX

-

79,51

-

-

**Eng. AVB / AVG / AXR**A3 1.9 TDI  
A4 1.9 TDI  
A4 1.9 TDI quattro  
A4 Avant 1.9 TDI  
A4 Avant 1.9 TDI quattro  
A6 1.9 TDI / Avant  
1896 ccm  
74-81 kW (100-110 PS)00-  
95-00  
96-00  
96-01  
96-01  
01-05**Eng. AVF / AWX**A4 1.9 TDI  
A4 1.9 TDI quattro  
A4 Avant 1.9 TDI  
A4 Avant 1.9 TDI quattro  
A6 1.9 TDI / A6 Avant 1.9 TDI  
1986 ccm  
96 kW (131 PS)00-04  
01-04  
01-04  
01-04  
01-05**Eng. BKC / BKE**A3 1.9 TDI  
A3 Sportback 1.9 TDI  
A4 1.9 TDI  
A4 Avant 1.9 TDI  
1896 ccm  
77-85kW (105-116 PS)03-  
04-  
04-  
04-**Eng. BHC / AMF**A2 1.4 TDI  
1422 ccm  
55 kW (75 PS)

00-05

**79,51**  
345,8  
-  
-1,1  
-17,6  
69,8  
-  
MØ=37,90  
-26  
x  
63  
T1,75  
2,00  
3,00**795045-00-4**  
910 Cr S  
911 IF U  
947 EX Cr**805039-00-1**  
for Cyl. 1 & 2  
RT

79,51

-

-

**795045-50-4**  
**795045-10-4****805039-50-1**  
for Cyl. 1 & 2  
-

80,01

-

-

80,51

-

-

**795045-00-4**  
910 Cr S  
911 IF U  
947 EX Cr**805040-00-1**  
for Cyl. 3  
RT

79,51

-

-

**795045-50-4**  
**795045-10-4****805040-50-1**  
for Cyl. 3  
-

80,01

-

-

80,51

-

-

**Eng. 1T / AAT / ABP / AEL**100 2.5 TD  
100 2.5 TDI  
A6 2.5 TDI  
2461 ccm  
85-103 kW (115-140 PS)90  
91-94  
94-00**81,00**  
52,50  
2,00  
3,00**795009-00-5**  
910 IW CCL \*  
911 IF U  
947 EX Cr

-

81,00

-

-

**795009-50-5**

-

81,50

-

-



MODEL / ENGINE

YEAR



Dia.  
CYL



VT  
MT BU



Ø x L



SM-REF



SM-REF



SM-REF.



Piston  
Dia.



SM-REF.



SM-REF.

## AUDI DIESEL

Eng. AZV / BLB / BMM  
 Eng. BKD / BMN / BNA  
 Eng. BPW / BRD / BRE  
 Eng. BRF / BVA / BVG  
 Eng. CAGA / CAGB  
 Eng. CAGC / CAHA / CAHB  
 Eng. CBAA / CBAB / CBBB  
 Eng. CFFA / CFFB / CFGC  
 Eng. CFGB / CFGD / CFHB  
 Eng. CFHD / CGLC / CGLD  
 Eng. CGLE / CJCA / CJCB  
 Eng. CJCC / CJCD / CLJA  
 Eng. CLLB / CMEA / CMFA  
 Eng. CMFB/ CMGB / CSUA  
 A1 2.0 TDI  
 A3 II 2.0 TDI  
 A4 2.0 TDI  
 A5 2.0 TDI  
 A6 2.0 TDI  
 Q3 2.0 TDI  
 Q5 2.0 TDI  
 TT 2.0 TDI  
 1968 ccm  
 89-125 kW (121-170 PS)

12-  
03-13  
04-  
08-  
05-11  
11-  
09-  
08-

81,00  
4

1,75  
2,00  
3,00

**795019-00-4**  
910 CDL \*  
911 IF U Cr  
947 EX Cr

81,00



MODEL / ENGINE

YEAR

Dia.  
CYL

Ø x L



SM-REF



SM-REF.

Piston  
Dia.

SM-REF.



SM-REF.

**AUDI DIESEL**

Eng. CNHA / CNHC / CRBC  
 Eng. CRBD / CRBX / CRFA  
 Eng. CRFC / CRLB / CRLC  
 Eng. CRUA / CSUA / CSUB  
 Eng. CSUD / CSUE / CUVB  
 Eng. CUVC / CUVD / CZHA  
 Eng. CZJA / DBBA / DCYA  
 Eng. DDCA / DDCB / DDDA  
 Eng. DEJA / DEJB / DESA  
 Eng. DETA / DETB / DEUA  
 Eng. DEUB / DEUC / DGCA

A3 2.0 TDI  
 A4 2.0 TDI  
 A4 2.0 TDI quattro  
 A4 30 TDI  
 A4 35 / 40 TDI  
 A4 40 TDI quattro  
 A4 Allroad 2.0 TDI quattro  
 A4 Allroad 40 TDI quattro  
 A4 Avant 30 / 35 / 40 TDI  
 A4 Avant 40 TDI quattro  
 A5 2.0 TDI F5A  
 A5 2.0 TDI F53  
 A5 2.0 TDI F57  
 A5 2.0 TDI  
 A5 2.0 TDI quattro F5A  
 A5 2.0 TDI quattro  
 A5 35 TDI  
 A5 40 TDI / quattro  
 A6 2.0 TDI  
 A6 2.1 TDI  
 Allroad 2.0 TDI quattro  
 Q2 2.0 TDI GAB  
 Q3 2.0 TDI  
 Q3 2.0 TDI quattro  
 Q5 2.0 TDI  
 Q5 2.0 TDI FY  
 Q5 2.0 TDI quattro  
 Q5 35 TDI quattro  
 Q5 40 TDI quattro  
 Q5 Van 2.0 TDI  
 TT 2.0 TDI  
 TT 2.0 TDI quattro FV3 / FV9  
 1968 ccm  
 81-140 kW (110-190 PS)

12-18  
 07-19  
 15-19  
 16-19  
 15-19  
 15-19  
 16-19  
 20-  
 18-19  
 18-20  
 13-18  
 17-20  
 17-19  
 08-17  
 17-20  
 16-  
 17-20  
 16-20  
 12-18  
 15-18  
 16-19  
 16-  
 11-18  
 14-18  
 10-17  
 17-20  
 08-18  
 18-20  
 18-  
 12-17  
 14-  
 17-  
 12-18

81,00  
 4

45,8  
 -  
 -  
 -13,1  
 68,8  
 -  
 MØ=50,88  
 -

26  
 x  
 66  
 T  
 NB  
 DLC

1,75  
 2,00  
 2,00

**795021-00-4**  
 910 CDL \*  
 911 IF U Cr  
 947 EX Cr \*

**795021-50-4**

-  
 -  
 -

81,00  
 81,50

-  
 -  
 -

-  
 -  
 -

**Eng. CUNA / CUPA / CUWA**

A3 2.0 TDI / quattro  
 Q3 2.0 TDI  
 TT 2.0 TDI  
 TT 2.0 TDI quattro TV3  
 TT 2.0 TDI quattro TV9  
 1968 ccm  
 135 kW (184 PS)

12-18  
 14-18  
 14-  
 17-  
 17-  
 12-18

81,01  
 4

45,8  
 -  
 -  
 -13,1  
 68,8  
 -  
 MØ=50,88  
 -

26  
 x  
 66  
 T  
 NB  
 DLC

1,75  
 2,00  
 2,00

**795021-00-4**  
 910 CDL \*  
 911 IF U Cr  
 947 EX Cr \*

**795021-50-4**

**805073-00-1**  
 RT / KK

**805073-50-1**

81,01  
 81,51

-  
 -  
 -

-  
 -  
 -



MODEL / ENGINE

YEAR

Dia.  
CYL

SM-REF



SM-REF.

Piston  
Dia.

SM-REF.



SM-REF.

**AUDI DIESEL****Eng. AAT / ABP / AEL / 1T**100 2.5 TDI  
A6 2.5 TDI  
2461 ccm  
85-103 kW (115-140 PS)90-94  
94-9781,01  
545,75  
-  
-1,3/-1,3  
-17,2  
69,7526  
x  
68  
NB2,50  
2,00  
3,00**795041-00-5**  
910 Cr \*  
911 P  
947 EX Cr**805020-00-1**  
for Cyl. 1 & 2  
RT / AK

81,01

-

-

**795041-50-5****805020-50-1**  
for Cyl. 1 & 2

81,51

-

-

**805021-00-1**  
for Cyl. 3 & 4 & 5  
RT / AK

81,01

-

-

**805021-50-1**  
for Cyl. 3 & 4 & 5

81,51

-

-

**Eng. AZV / BNA / BRF  
Eng. BKD / BMM / BMN  
Eng. BPW / BRD / BVA  
Eng. BVF / BVG / BLB  
Eng. BRE / BUY / CAGA  
Eng. CAGB / CAGC  
Eng. CAHA / CBAA**A3  
A4 / A5 / Q5  
A3 / A4 2.0 TDI  
A3 / quattro  
A3 Sportback  
A4 / quattro  
A4 Avant / quattro / Conver.  
A4 / A6 Avant  
A6  
Exeo  
1968 ccm  
88-125 kW (120-170 PS)08-10  
09-  
06-08  
03-  
04-  
04-  
04-  
05-06  
08-11  
08-81,01  
41,75  
2,00  
3,00**795098-00-4**  
910 CCL \*  
911 IW U  
947 EX Cr

-

81,01

-

-

**795098-25-4**

-

81,25

-

-

**795098-50-4**

-

81,50

-

-

**Eng. CFFA / CFFB  
Eng. CFGB / CFGC  
Eng. CFGD / CLJA  
Eng. CGLB / CMGA**A3 2.0 TDI 16V  
Q3 2.0 TDI 16V  
Q5 2.0 TDI 16V  
1968 ccm  
125 kW (170 PS)09-12  
11-  
08-1281,01  
445,8  
-  
-  
-13,1  
68,8  
NB  
-  
MØ=50,881,75  
2,00  
3,00**795098-00-4**  
910 CCL \*  
911 IW U  
947 EX Cr**805026-00-1**  
RT / KK

81,01

-

-

**795098-25-4**

-

81,26

-

-

**795098-50-4****805026-50-1**

81,51

-

-

**Eng. CJCB**A4 Allroad 2.0 TDI 16V  
A4 2.0 TDI 16V  
Q5 2.0 TDI 16V  
1968 ccm  
100 kW (136 PS)09-  
07-  
10-1,75  
2,00  
3,00**795080-00-4**  
910 IF Cr \*  
931 P  
947 EX Cr

-

81,01

-

-

**795080-25-4**

-

81,25

-

-

**795080-50-4**

-

81,51

-

-

**Eng. CGLC / CJCA  
Eng. CLLB / CMGB  
Eng. CGLD / CGLE**A4 Allroad 2.0 TDI 16V  
A4 / A5 / A6 / Q3 2.0 TDI 16V  
Q5 2.0 TDI 16V  
1968 ccm  
105-130 kW (143-177 PS)11-  
11-  
10-





MODEL / ENGINE

YEAR

Dia.  
CYL

SM-REF



SM-REF.

Piston  
Dia.

SM-REF.



SM-REF.

**AUDI DIESEL**

**Eng. CAGA / CAGB**  
**Eng. CAGC / CAHA**  
**Eng. CAHB / CBAA**  
**Eng. CBAB / CBBB**  
**Eng. CMEA**

A3 2.0 TDI 16V  
A4 Allroad 2.0 TDI 16V  
A4 2.0 TDI 16V  
A5 2.0 TDI 16V  
A6 2.0 TDI 16V  
TT 2.0 TDI 16V  
Q5 2.0 TDI 16V  
1968 ccm  
100-125 kW (136-170 PS)

08-10  
09-  
07-  
09-  
08-11  
08-  
09-

81,01  
4

45,8  
-  
-  
-12,7  
68,8  
-  
MØ=50,88  
-

26  
x  
66

1,75  
2,00  
3,00

**795098-00-4**  
910 CCL \*  
911 IW U  
947 EX Cr

**805027-00-1**  
RT / KK

81,01

-

-

**795098-25-4**

-

81,26

-

-

**795098-50-4**

**805027-50-1**

81,51

-

-

**795080-00-4**

-

81,01

-

-

1,75  
2,00  
3,00  
910 IF Cr \*  
931 P  
947 EX Cr

**795080-25-4**

-

81,25

-

-

**795080-50-4**

-

81,51

-

-

**Eng. AZV / BKD**

A3 2.0 TDI 16V  
1968 ccm  
100/103 kW (136/140 PS)

03-08

81,01  
4

45,8  
-  
-0,7  
-18  
68,8  
-  
MØ=38,00  
-

26  
x  
66

1,75  
2,00  
3,00

**795098-00-4**  
910 CCL \*  
911 IW U  
947 EX Cr

**805028-00-1**  
RT / KK

81,01

-

-

**795098-25-4**

-

81,26

-

-

**795098-50-4**

**805028-50-1**

81,51

-

-

**795080-00-4**

-

81,01

-

-

1,75  
2,00  
3,00  
910 IF Cr \*  
931 P  
947 EX Cr

**795080-25-4**

-

81,26

-

-

**795080-50-4**

-

81,51

-

-

**Eng. BLB / BNA / BRE**  
**Eng. BRD / BRF / BVG**

A4 2.0 TDI 16V  
A6 2.0 TDI 16V  
1968 ccm  
89-125 kW (121-170 PS)

04-08

04-08

81,01  
4

45,8  
-  
-  
-17,8  
68,8  
-  
MØ=38,00  
-

26  
x  
66  
T  
NB

1,75  
2,00  
3,00

**795098-00-4**  
910 CCL \*  
911 IW U  
947 EX Cr

**805029-00-1**  
RT / KK

81,01

-

-

**795098-25-4**

-

81,26

-

-

**795098-50-4**

**805029-50-1**

81,51

-

-

**Eng. BUY / BVA / BVF**

A3 2.0 TDI 16V  
A4 2.0 TDI 16V  
1968 ccm  
93/120 kW (126/163 PS)

06-08

06-08

81,01  
4

-  
-

-

1,75  
2,00  
3,00

**795080-00-4**  
910 IF Cr \*  
931 P  
947 EX Cr

-

81,01

-

-

**Eng. AZV**

A3 2.0 TDI 16V  
1968 ccm  
100 kW (136 PS)

03-08

81,01

-

-

-

-

-

81,26

-

-

**795080-25-4**

-

81,26

-

-

**795080-50-4**

-

81,51

-

-



MODEL / ENGINE

YEAR

Dia.  
CYLVT  
MT BU

Ø x L



SM-REF



SM-REF.

Piston  
Dia.

SM-REF.



SM-REF.

**AUDI DIESEL****Eng. ASB / BKN / BMK****Eng. BNG / BUG / BUN**

A4 3.0 TDI quattro

A4 Avant 3.0 TDI quattro

A4 Convertible 3.0 TDI quattro

A6 3.0 TDI / quattro

A6 Allroad 3.0 TDI quattro

A6 Avant 3.0 TDI

A6 Avant 3.0 TDI quattro

A8 3.0 TDI quattro

Q7 3.0 TDI

2967 ccm

150-177 kW (211-233 PS)

**Eng. BPP / BSG**

A4 2.7 TDI / A4 Avant 2.7 TDI

A4 Convertible 2.7 TDI

A6 2.7 TDI / 2.7 TDI quattro

A6 Allroad 2.7 TDI quattro

A6 Avant 2.7 TDI / quattro

2698 ccm

120-132 kW (163-180 PS)

**Eng. CANA / CANB**

A6 2.7 TDI

2689 ccm

120-140 kW (163-190 PS)

**Eng. CAMA / CAMB / CANC****Eng. CAND / CGKA / CGKB**

A4 2.7 TDI

A5 2.7 TDI

A6 2.7 TDI

2698 ccm

120-140 kW (163-190 PS)

**Eng. CAPA / CASA / CASB****Eng. CATA / CCLA / CCMA****Eng. CCWA / CCWB / CDYA**

A4 / A5 3.0 TDI

A6 3.0 TDI

Q5 3.0 TDI quattro

Q7 3.0 TDI quattro

2967 ccm

155-240 kW (211-326 PS)

**Eng. BTR / BVN**

A8 4.2 TDI quattro

Q7 4.2 TDI quattro

4134 ccm

240 kW (326 PS)

83,00

6

04-08

05-09

06-11

06-08

05-11

04-08

03-10

06-08

05-08

05-09

04-11

06-11

05-11

04-11

07-12

07-12

05-11

07-12

04-11

08-

06-15

05-10

07-09

2,00

2,00

3,00

1,75

2,00

3,00

795024-00-6

910 IF CCL \*

911 IF U P

947 EX Cr P

910 CCL P \*

911 IF U P Cr

947 EX Nit

-

-

-

-

-

-

-

-

-

-

-

-

-

-

-

-

-

-

-

-

-

-

-

-

-

-

-

-

-

-

-

-

-

-

-

-

-

-

-

-

-

-

-

-

-

83,00

-

-

-

-

-

-

-

-

-

-

-

-

-

-

-

-

-

-

-

83,00

-

-

-

-

-

-

-

-

-

-

-

-

-

-

-

-

-

-

-

-

-

-

-

-



MODEL / ENGINE

YEAR

Dia.  
CYLVT  
MT

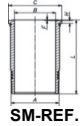
Ø x L



SM-REF



SM-REF.

Piston  
Dia.

SM-REF.



SM-REF.

**AUDI DIESEL**

Eng. CDTA / CDTB / CDTC  
 Eng. CDUC / CDUD / CGQB  
 Eng. CJGA / CJGC / CJGD  
 Eng. CJMA / CKVB / CKVC  
 Eng. CKVD / CLAA / CLAB  
 Eng. CLZB / CMHA / CNRB  
 Eng. CPNA / CPNB / CRCA  
 Eng. CTBB / CTBD / CTCB  
 Eng. CTCC / CVUA / CVUB  
 Eng. CVUC / DEHA

A4 3.0 TDI  
 A5 3.0 TDI  
 A6 3.0 TDI  
 A6 TDI quattro  
 A7 3.0 TDI  
 A8 3.0 TDI  
 A8 4.2 TDI  
 Q5 3.0 TDI quattro  
 Q7 3.0 TDI quattro  
 Q7 4.2 TDI quattro  
 SQ5 3.0 TDI quattro  
 2967 ccm  
 150-250 kW (204-340 PS)

11-16  
 11-17  
 10-18  
 12-18  
 10-18  
 10-16  
 09-18  
 08-17  
 07-15  
 09-15  
 12-17

83,00  
6

1,75  
 2,00  
 2,00

**795033-00-6**  
 910 CCL P \*  
 911 IF U P Cr  
 947 EX Cr \*

-  
-  
-83,00  
-  
--  
-  
--  
-  
-

Eng. CCFA / CCFC / CDSB  
 Eng. CTEC

A8 4.2 TDI  
 Q7 4.2 TDI quattro  
 4134 ccm  
 250-258 kW (340-351 PS)

13-18  
 09-15

83,00  
8

Eng. ASB / BMK / BUN

A4  
 A6 3.0 TDI  
 A8  
 Q7  
 2967 ccm  
 155-171 kW (211-233 PS)

06-09  
 06-08  
 04-10  
 06-07

83,00  
6

1,75  
 2,00  
 3,00

**795090-00-6**  
 910 IF Cr \*  
 911 IF U P  
 947 EX Cr P

-  
-  
-83,00  
-  
--  
-  
--  
-  
-

Eng. CAMA / CAMB  
 Eng. CANC / CAND  
 Eng. CGKA / CGKB

A4 / A5 / A6  
 2698 ccm  
 120-140 kW (163-190 PS)

07-08

83,00  
6

2,00  
 2,00  
 3,00

**795089-00-2**  
 910 Cr P \*  
 911 IF U P Cr  
 947 EX Cr P

-  
-  
-83,00  
-  
--  
-  
--  
-  
-

Eng. BMC / BTR / BVN

A8 / Q7  
 4134 ccm  
 235-240 kW (320-326 PS)

05-10










83,00  
8**795089-50-2**

-

83,50

-

-

MODEL / ENGINE	YEAR	 Dia. CYL	 KH VT MT	 GL BU x L		 SM-REF	 SM-REF.	 Piston Dia.	 SM-REF.	 SM-REF.
<b>AVIA-DAEWOO DIESEL</b>										
<b>Eng. 712.02</b> A 15 / A 30 3319 ccm 56 kW (76 PS)		<b>98,00</b> 4			3,00 2,50 2,50 4,50	<b>790204-00-2</b> 914 Cr * 911 930 947 EX Cr	-	98,00	-	-
<b>Eng. 712.01 - 04</b> A 15 / A 30 3319 ccm 56-65 kW (76 - 88 PS)		<b>98,00</b> 4			3,00 2,50 4,50	<b>790205-00-4</b> 914 Cr * 911 947 EX Cr	-	98,00	-	-
<b>Eng. 712.11 / 712.13</b> A 20 / 21 / 30 / 31 3596 ccm 83 kW (113 PS)		<b>102,00</b> 4			3,00 2,50 5,00	<b>790202-00-4</b> 910 P 911 947 EX Cr	-	102,00	-	-
<b>Eng. D 407</b> <b>Eng. D 421 / D 421 TD</b> A 31 / A 60 / A 75 3596 ccm 65/85 kW (88/116 PS)		<b>102,00</b> 4			3,00 2,50 4,00	<b>790203-00-4</b> 914 Cr * 911 947 EX Cr	-	102,00	-	-
<b>BEDFORD</b>										
<b>Rascal Bus / Kasten 1.0</b> <b>Rascal Pick-up 1.0</b> <b>Rascal Pritsche 1.0</b> Eng. FA10A 970 ccm 34 kW (46 PS)	86-90 86-90 86-90	<b>65,50</b> 4	24,5 - -5,60/-4,30 -2 55 - MØ=51 -	16 x 53	1,50 1,50 2,80	<b>799413-00-4</b> 910 Cr S 911 P 3PC Cr  <b>799413-25-4</b> <b>799413-50-4</b> <b>799413-10-4</b>	<b>809402-00-1</b>    <b>809402-25-1</b> <b>809402-50-1</b> -	65,50    65,75 66,00 66,50	-    - - -	-    - - -
<b>Astra 1300 / L Van</b> <b>Astramax Van</b> Eng. 1.3 N 1297 ccm	82-88 85-88	<b>75,00</b> 4	35,8 - -4,4 -6,8 62,4	20 x 65	1,50 1,50 4,00	<b>793528-00-4</b> 910 IF Cr 911 P 3PC Cr	<b>803504-00-1</b>	75,00	-	-
<b>Astra Van Estate 1.3</b> Eng. 13 S 1297 ccm 42-55 kW (57-75 PS)	84-89		35,5 - -4,4			<b>793528-50-4</b>	<b>803504-50-1</b>	75,50	-	-
<b>BEDFORD DIESEL</b>										
<b>Eng. 1.6 D / DA</b> Astra 1.6 D Van Astramax 1.6 D 1598 ccm 39-42 kW (54-57 PS)	82-89 85-88	<b>80,00</b> 4			2,00 2,00 3,00	<b>793530-00-4</b> 910 Cr * 911 P 947 EX Cr  <b>793530-50-4</b>	-   -	80,00   80,50	<b>953510-4</b> A=83 L=143,5 H=4,5 C=84,9 semi -	-   -



MODEL / ENGINE

YEAR

Dia.  
CYL

Ø x L



SM-REF



SM-REF.

Piston  
Dia.

SM-REF.



SM-REF.

**BEDFORD  
DIESEL****Eng. 1.7 D / 1.7 DR**Astra Van / Astramax  
1700 ccm

89-90

**82,50**  
444,95  
-  
-1,6  
-2,6  
72,9526  
x  
652,00  
2,00  
3,00**793533-00-4**  
910 Cr \*  
911 P  
947 EX Cr**803509-00-1**  
RT / HA

82,50

**953509-4**  
A=85,5  
L=143,5  
H=4,5  
C=87,4  
semi

-

**793533-50-4****803509-50-1**

83,00

-

-

**793533-10-4**

-

83,50

-

-

**Eng. 2.0 LD**Ascona-B 2.0 D  
Rekord 2.0 D  
1998 ccm  
44 kW (60 PS)**86,50**  
42,00  
2,00  
4,00**793522-00-4**  
910 Cr \*  
931 P  
947 EX Cr

-

86,50

-

-

**793522-50-4**

-

87,00

-

-

**Eng. 2.1 D**CF 18 / 22 / 25 / 35 / 97 Vans  
2068 ccm  
from Eng. No. 103608

76-80

**88,00**  
42,00  
2,00  
4,00**793523-00-4**  
910 Cr P \*  
930 IF P  
947 EX P

-

88,00

-

-

**Eng. 2.3 D**CF 18 / 22 / 25 / 35 / 230 / 250  
280 / 350  
2260 ccm  
46-48 kW (63-65 PS)

78-88

**92,00**  
42,00  
2,00  
4,00**793527-00-4**  
910 Cr \*  
931 IF P  
947 EX Cr

-

92,00

-

-

**793527-10-4**

-

93,00

-

-



MODEL / ENGINE

YEAR

Dia.  
CYL

Ø x L



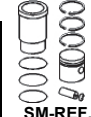
SM-REF



SM-REF.

Piston  
Dia.

SM-REF.



SM-REF.

**BLMC****Frelander 1.8 16V**Eng. 18 K4F  
1796 ccm  
85-88 kW (116-120 PS)

98-

**80,00**  
41,00  
1,20  
2,00**790623-00-4**910 Nit S  
931 P  
3PC Nit

-

80,00

-

-

**Frelander 2.5 V6**Eng. 25 K4F  
2497 ccm  
129 kW (175 PS)

01-

**80,00**  
61,20  
1,50  
2,50**790625-00-6**910 Cr S  
931 P  
3PC Cr P

-

80,00

-

-

**BLMC DIESEL****Eng. PE 146**Rover 2300 / S  
2350 ccm  
88,5-92 kW (120-125 PS)

77-86

**81,00**  
61,75  
1,75  
3,94**790609-00-6**910 IF Cr \*  
931 P  
3PC Cr

-

81,00

-

-

**Eng. PE 166**Rover 2600 S/SE  
2597 ccm

77-86

**81,00**  
61,75  
1,75  
3,94**790609-00-6**910 IF Cr \*  
931 P  
3PC Cr

-

81,00

-

-

**Eng. XUD9 (47 kW )**218 D  
418 D  
1905 ccm  
47-52 kW (64-71 PS)92-94  
91-95**83,00**  
42,00  
2,00  
3,00**793723-00-4**910 Cr P \*  
911 IF U P  
947 Ex Cr P

-

83,00

**953702-4**A=86  
L=153,5  
semi

-

**793723-25-4**

-

83,25

-

-

**793723-50-4**

-

83,50

-

-

**793723-80-4**

-

83,80

-

-

**793723-10-4**

-

84,00

-

-

**Eng. D4FA**Transit 2.4 DI 16V  
2402 ccm  
88 kW (120 PS)

00-06

**89,90**  
42,00  
2,00  
2,00**792169-00-4**910 Nit S  
931 P  
947 EX Nit

-

89,90

-

-

**792169-50-4**

-

90,40

-

-

**Eng. HR 492 HI / HT**Rover 2400 SD Turbo  
2392 ccm  
67-84 kW (91-114 PS)

82-87

**92,00**  
42,50  
2,00  
4,00**795202-00-4**914 Cr \*  
931  
947 EX Cr

-

92,00

-

-

**Eng. 4.98 NV**360 FG / 550 FG  
Tractor 262 / 72 / 462 / 70 / 72  
3770 ccm  
46-55 kW (62-75 PS)

74-

**98,00**  
468,2  
-  
-2,4  
-25  
116,334,925  
x  
82,52,38  
2,38  
2,38  
6,33  
4,74**790614-00-2**910 Cr P  
911 P  
911 P  
946 P  
946 P**800614-00-1**

RT

98,00








-

-

**Eng. 6.98 DV / NV**Boxer 1000-33/-43  
1200-33/-38/-42 / 1300  
Terrier 650 / 750 / 850 / 950  
F350 / 360 / 420 / 550  
5655 ccm  
71-84 kW (97-115 PS)

72-

**98,00**  
6

 <b>MODEL / ENGINE</b>	<b>YEAR</b>	 <b>Dia.</b> <b>CYL</b>	 <b>VT</b> <b>MT</b>	 <b>Ø x L</b>		 <b>SM-REF</b>	 <b>SM-REF.</b>	 <b>Piston</b> <b>Dia.</b>	 <b>SM-REF.</b>	 <b>SM-REF.</b>
<b>BMW</b>  <b>114i / 116i / 118i / 120i</b> <b>316i / 320i</b> <b>320i 1.6 16V</b> Eng. N13 B16 A 1598 ccm 75-130 kW (102-177 PS)	11- 12-16  12-	<b>77,00</b> 4			1,20 1,50 2,00	<b>790755-00-4</b> 910 IF Nit S 931 P 3PC Cr P  <b>790755-50-4</b>	-  -	77,00  77,50	-  -	-  -
<b>320i</b> <b>520i</b> Eng. M20 B20 K/L/M/V 1990 ccm 90-95 kW (122-129 PS)	77-86 81-88	<b>80,00</b> 6			1,50 2,00 3,50	<b>790710-00-6</b> 910 IF Cr * 931 P 946 EX P	-	80,00	-	-
<b>320 2.0</b> <b>520 2.0</b> <b>320i 2.0</b> <b>520i 2.0</b> Eng. M20 B20 K / M20 B20 L Eng. M20 B20 LE / M20 B20 M1.Z7 Eng. M20 B20 MO.E8 / M20 B20 V 1991 ccm 92-95 kW (122-129 PS)  <b>323i 2.3</b> Eng. M20 B23 K / L / LE 2316 ccm 102-105 kW (109-150 PS)	77-82 77-81 77-91 81-90  78-86	<b>80,00</b> 6			1,50 2,00 3,50	<b>790737-00-6</b> 910 IF Cr * 931 P 3PC Nit	-	80,00	-	-
<b>320i / 520i</b> Eng. M50 B20 M 1990 ccm 110 kW (150 PS)  <b>520i</b> Eng. M50 B20 1991 ccm 110 kW (150 PS)	90-91  91-92	<b>80,00</b> 6			1,50 1,75 3,00	<b>790719-00-6</b> 910 IF Cr * 931 P 3PC Cr P  <b>790719-50-6</b>  <b>790719-10-6</b>	-  -  -	80,00  80,50 81,00	-  - -	-  - -
<b>320i 2.0 24V</b> <b>520i 2.0 24V</b> Eng. M50 B20 TU / M 1991 ccm 110 kW (150 PS)	92-94 89-95	<b>80,00</b> 6			1,50 1,50 2,00	<b>790702-00-6</b> 910 IF Cr * 931 P 3PC Nit  <b>790702-10-6</b>	-  -	80,00 81,00	- -	- -
<b>320i</b> Eng. M20 B20 L 1990 ccm 92 kW (125 PS)	83-87	<b>80,00</b> 6			1,50 2,00 3,00	<b>790734-00-6</b> 910 IF Cr * 931 P 3PC Cr P  <b>790734-50-6</b>  <b>790734-10-6</b>	-  -  -	80,00 80,50 81,00	- - -	- - -



MODEL / ENGINE

YEAR

Dia.  
CYL

Ø x L



SM-REF



SM-REF.

Piston  
Dia.

SM-REF.



SM-REF.

**BMW**

**320i / Touring**  
**Convertible / Coupe**  
**520i / Touring**  
**Z3 2.2**  
**Z4 2.2i**

Eng. M54 B22  
2171 ccm  
125 kW (170 PS)

00-05  
00-  
00-  
00-03  
03-

**80,00**  
6

1,20  
1,50  
2,00

**790793-00-6**  
910 Cr S  
931 P  
3PC Nit

-

80,00

-

-

**325i**  
**523i**  
**525i 16V / 24V**

Eng. N52 B25 OL / UL  
2497 ccm  
130-160 kW (177-218 PS)

05-10  
05-10  
05-10

**82,00**  
6

1,20  
1,50  
2,00

**790739-00-2**  
910 Nit S  
931 P  
3PC Cr P

-

82,00

-

-

**316i**  
Eng. M40 B16 ME / E30 / E36  
1596 ccm  
73/75 kW (100/102 PS)

88-92

**84,00**  
4

1,50  
1,75  
3,00

**790716-00-4**  
910 IF Cr \*  
931 P  
3PC Cr

-

84,00

-

-

**318i**  
**518i**  
Eng. M40 B18 ME  
1795 ccm  
85 kW (115 PS)

87-94  
89-94

**84,00**  
4

1,50  
1,75  
3,00

**790717-00-6**  
910 IF Cr \*  
931 P  
3PC Cr

-

84,00

-

-

**325i**  
**525i**  
**Z 1 2.5i**  
Eng. M20 B25 M / ME / 8  
Eng. M20 B25 M 1.Z7 KAT  
2494 ccm  
126 kW (170 PS)

85-94  
87-91  
88-91

**84,00**  
6

1,50  
1,75  
3,00

**790703-00-4**  
910 IF Nit S  
931 P  
3PC Cr

-

84,00

-

-

**318i / 518i**  
Eng. M43 B18  
1796 ccm  
85 kW (115 PS)

93-

**84,00**  
4

31,65  
-  
-  
-3,03  
57,65

22  
x  
54

1,50  
1,50  
2,00

**790703-00-4**  
910 IF Nit S  
931 P  
3PC Cr

**800728-00-1**

84,00

-

-

**316**  
Eng. M43 B16  
1596 ccm  
75 kW (102 PS)

94-

**84,00**  
4

31,15  
-  
-  
-1,2  
56,15

22  
x  
54

1,50  
1,50  
2,00

**790703-00-4**  
910 IF Nit S  
931 P  
3PC Cr

**800730-00-1**

84,00

-

-

**318i / 518i**  
Eng. M40 B18  
1795 ccm  
85 kW (115 PS)

86-92

**84,00**  
4

1,75  
1,75  
3,00

**790705-00-4**  
910 IF Cr \*  
931 P  
3PC Cr

-

84,00

-

-

**750i / 750il / 850i**  
Eng. M70  
4988 ccm  
220 kW (300 PS)

86-92

**84,00**  
V12

1,75  
1,75  
3,00

**790707-00-6**  
910 IF Cr \*  
931 P  
3PC Cr

-

84,00

-

-





MODEL / ENGINE

YEAR

Dia.  
CYLVT  
MT

Ø x L



SM-REF



SM-REF.

Piston  
Dia.

SM-REF.



SM-REF.



SM-REF.

**BMW**

**116i 1.6 16V**  
**118i 2.0 16V**  
**120i 2.0 16V**  
**316i 1.6 16V**  
**316i 2.0 16V**  
**318i 2.0 16V**  
 Eng. N42 B18  
 Eng. N42 / 46 B20  
 Eng. N45 B16 / N46 B20  
 1596/1796/1995 ccm  
 85-105 kW (116-143 PS)

04-11  
07-11  
09-  
01-07  
08-  
01-05**84,00**  
41,20  
1,50  
2,00**790748-00-2**  
910 IF Nit S  
931 P  
3PC Cr

-

84,00

-

-

**X3 2.5i 24V**  
**Z3 2.5i 24V (USA)**  
**Z4 2.5i 24V**  
**325i / 525 2.5 24V**  
 Eng. M54 B25  
 2494 ccm  
 141 kW (192 PS)

04-06  
99-02  
02-05  
00-05**84,00**  
6

**X3 3.0i 24V**  
**X5 3.0i 24V**  
**Z3 3.0i 24V**  
**Z4 3.0i 24V**  
**330i / 530i 3.0 24V**  
**730i 3.0 24V**  
 Eng. M54 B30  
 2979 ccm  
 170 kW (231 PS)

04-06  
00-06  
00-02  
02-06  
00-05  
03-05

**530i / 730i**  
 Eng. M60 B30  
 2997 ccm  
 160 kW (218 PS)

87-94

**84,00**  
V81,50  
1,50  
3,00**790708-00-6**  
910 IF Nit S  
931 P  
3PC Cr

-

84,00

-

-

**750i / 850i (USA)**  
 Eng. M70 R30  
 4988 ccm  
 220 kW (300 PS)

87-94

**84,00**  
V121,50  
1,50  
3,00**790722-00-4**  
910 IF Nit S  
931 P  
3PC Cr

-

84,00

-

-

**315 / 316 / 318**  
 Eng. M10 B16 / E21 / 114  
 1574 ccm  
 55-66 kW (75-90 PS)

64-87

**84,00**  
41,75  
2,00  
4,00**790711-00-4**  
910 IF P Cr  
931 P  
3PC Cr

-

84,00

-

-

**325e / 525e**  
 Eng. M20 B27 ME  
 2693 ccm  
 90,5-95 kW (123-129 PS)

85-87

**84,00**  
61,50  
2,00  
4,00**790718-00-3**  
910 IF Nit S  
931 P  
3PC Cr

-

84,00

-

-

**325i / 525i**  
**323i / ti / 515i**  
 Eng. M50 B25 / M1E / Eu3LEV  
 2494 ccm  
 125 / 141 kW (170/192 PS)

92-  
98-**84,00**  
61,50  
1,50  
2,00**790721-00-6**  
910 IF Nit S  
931 P  
3PC Cr

-

84,00

-

-

**Roadster / 328i**  
 Eng. M52 B28 / GG  
 2792 ccm  
 141 kW (191 PS)

96-



MODEL / ENGINE

YEAR



Dia.  
CYL



VT  
MT



Ø x L



SM-REF



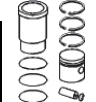
SM-REF.



Piston  
Dia.



SM-REF.



SM-REF.

**BMW**

**335i**

Eng. N54 B30 B  
2979 ccm  
225 kW ( 306 PS)

07-10

**84,00**  
6

1,50  
1,50  
2,50

**790742-00-6**  
910 IF Nit S  
931 Cr  
3PC Cr

-

84,00

-

-

**125i**

**220i**

**228i**

**320i / Touring / xDrive**

**328i / xDrive**

**GT 320i / xDrive**

**GT 328i / xDrive**

**420i / xDrive**

**428i / xDrive**

**520i / 528i**

**528i / xDrive / Touring**

**GT 528i**

**X1 sDrive 20i**

**X1 xDrive 20i / 28i**

**X1 xDrive 28i Flex**

**X3 sDrive 20i**

**X3 xDrive 20i**

**X3 xDrive 28i**

**X4 sDrive 20i**

**X4 xDrive 28i**

**X5 xDrive 40e**

**Z4 sDrive 18i / 20i / 28i**

Eng. N20 B20 A / B / C / D  
Eng. N26 B20A  
1997 ccm  
110-205 kW (156-245 PS)

10-

**84,00**  
4/6

1,20  
1,50  
2,00

**790752-00-2**  
910 CDL S  
931 P  
947 EX Cr \*

-

84,00

-

-

**120i**

**220i**

**320i / xDrive**

**330e**

**330i / xDrive**

**GT 320i / xDrive**

**420i / xDrive**

**430i**

**430i M Sport**

**520i**

**525i**

Eng. B48 B20A  
1998 ccm  
120-185 kW (163-252 PS)

14-

**120i**

**125i**

**230i / xDrive**

**330i / xDrive**

**GT 330i / xDrive**

**430i / xDrive**

**430i Limited Edition**

**430i M Sport**

**530e iPerformance**

**530i / xDrive**

**GT 630i**

**730i / Li**

**740e / Le xDrive**

**X3 xDrive 30i**

Eng. B48 B20B  
1998 ccm  
135-240 kW (184-326 PS)

14-



MODEL / ENGINE

YEAR



Dia.  
CYL



VT  
MT BU



Ø x L



SM-REF



SM-REF



SM-REF.



Piston  
Dia.



SM-REF.



SM-REF.

**BMW**

**318is / Coupe**  
**318ti Compact**  
**318i**  
**318 Ci Coupe**  
**318i Touring**  
**Z3 1.9**  
Eng. M43 B19  
Eng. M43 B19 TU  
Eng. M43 194 E1  
Eng. M44 B19  
1895 ccm  
77-103 kW (105-140 PS)

95-99  
95-00  
98-01  
99-01  
98-01  
98-03

**85,00**  
4

1,20  
1,50  
2,00

**790736-00-4**  
910 IF Nit S  
931 P  
3PC Nit

85,00

**330i / Touring**  
**530i / Touring**  
**630i / Convertible**  
**730i / Li**  
**X5 3.0si**  
**Z4 3.0si**  
**Z4 Coupe 3.0si**  
Eng. N52 B30  
2996 ccm  
190-200 kW (258-272 PS)

05-11  
05-10  
04-  
05-  
07-08  
06-  
06-

**85,00**  
6

**130i**  
**125i Convertible**  
**330xi**  
**330i / 330xi Coupe**  
**330i / 330xi Touring**  
**530i / 530xi**  
**530i Touring**  
**530xi Touring**  
**630i / Convertible**  
**730i 3.0 / Li**  
**730i / Li**  
**X1 xDrive 25i 3.0**  
**X1 xDrive 28i 3.0**  
**X3 3.0si**  
**X3 xDrive 3.0i**  
**X3 xDrive 28i 3.0**  
**X5 3.0si**  
**X5 xDrive 3.0i**  
**Z4 3.0si**  
**Z4 sDrive 3.0i**  
**Z4 Coupe 3.0si**  
Eng. N52 B30A / B  
2996 ccm  
190-195 kW (258-265 PS)

05-12  
08-  
05-11  
06-  
05-  
05-10  
05-  
05-  
05-  
08-  
10-  
09-  
06-  
08-  
11-  
07-08  
08-10  
06-  
09-  
06-



MODEL / ENGINE

YEAR



Dia.  
CYL



VT  
MT



Ø x L



SM-REF



SM-REF.



Piston  
Dia.



SM-REF.



SM-REF.

**BMW**

<b>130i</b>	05-12	<b>85,00</b>				<b>790736-00-4</b>	-	85,00	-	-
<b>325i / 330i</b>	07-11	6			1,20	910 IF Nit S				
<b>325i Convertible</b>	07-				1,50	931 P				
<b>330i Convertible</b>					2,00	3PC Nit				
<b>325i Coupe / Touring</b>	07-									
<b>330i Coupe / Touring</b>										
<b>525i / 530i</b>	07-10									
<b>525i Touring</b>	07-									
<b>530i Touring</b>										
<b>630i / Convertible</b>	07-									
<b>730i</b>	08-									
Eng. N52 B30 AF / BF										
Eng. N53 B30										
2996 ccm										
160-200 kW (218-272 PS)										
<b>328i / Coupe</b>	05-07									
Eng. N52 NB30A										
2996 ccm										
187 kW (254 PS)										
<b>125i Coupe</b>	07-									
<b>325i / 325i xDrive</b>	07-11									
<b>325xi / 330i</b>	07-12									
<b>330i xDrive</b>	08-11									
<b>330xi</b>	07-11									
<b>325i Convertible</b>	07-									
<b>330i Convertible</b>										
<b>325i Coupe</b>	07-									
<b>325i xDrive Coupe</b>	08-									
<b>325xi Coupe</b>	07-									
<b>330i Coupe</b>	06-									
<b>330i xDrive Coupe</b>	08-									
<b>325i Touring</b>	07-									
<b>325i xDrive Touring</b>	08-									
<b>325xi</b>	07-									
<b>330i xDrive</b>	08-									
<b>330xi Touring</b>	07-									
<b>525i / 525i xDrive</b>	07-10									
<b>525xi / 530i</b>	07-10									
<b>530i xDrive</b>	08-10									
<b>530xi</b>	07-10									
<b>523i / 528i</b>	10-									
<b>530i</b>	11-									
<b>525i Touring</b>	07-									
<b>525i xDrive Touring</b>	08-									
<b>525xi Touring</b>	07-									
<b>530i Touring</b>										
<b>530i xDrive Touring</b>	08-									
<b>530xi Touring</b>	07-									
<b>523i Touring</b>	10-									
<b>528i Touring</b>										
<b>530i Touring</b>	11-									
Eng. N53 B30A										
3996 ccm										
160-200 kW (218-272 PS)										
<b>850 Csi</b>	92-96	<b>86,00</b>				<b>790732-00-4</b>	-	86,00	-	-
Eng. S70 B56					1,50	910 IF Nit S				
5576 ccm		12			1,75	931 P				
279 kW (380 PS)					2,50	3PC Cr P				

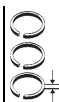


MODEL / ENGINE

YEAR

Dia.  
CYLVT  
MT

Ø x L



SM-REF



SM-REF.

Piston  
Dia.

SM-REF.



SM-REF.

**BMW**

**528 / 530i / 630i (USA)**  
**3000 (USA)**  
**3.0 / B3.0 / 3.0 Si / Csi**  
**630 / 730**

Eng. M30 B30  
 2985 ccm  
 131-147 kW (178-200 PS)

**635 Csi**  
**732i / 733i (USA)**

**3.3 Li**  
**633 Csi (USA)**  
**533i / 633 Csi (USA)**  
**728i / 733i (USA)**  
**732i**

Eng. M30 B32 / M / L / LU  
 3205/3210 ccm  
 129-145 kW 176-197 PS

75-79  
 71-  
 71-76  
 76-78

**89,00**  
 6

1,75  
 2,00  
 4,00

**79-0712-00-6**  
 910 IF Cr \*  
 931 P  
 946 EX P

-  
 89,00

-

-

**1800 / 1802**  
**2000 1.8**  
**316 1.8 / 316 1.8 i**

**518 / 518i**

**318 / 518**

**318i (E21)**

**318i (E30)**

**320i**

Eng. 184 VC / VD  
 Eng. M10 B18 / K / KAT / LE  
 Eng. M10 B LU / KAT  
 Eng. M10 B18 S / V  
 1767 ccm  
 66-77 kW (90-105 PS)

**2000 / 2002 (USA)**

**520 (USA)**

**2002 tii (USA)**

Eng. M10 B20  
 1990 ccm  
 74-85 kW (100-115 PS)

**633 CSi**

**635 CSi**

**732i / 733i / 735i**

Eng. M30 B32 L / LU / M  
 3210 ccm  
 130-147 kW (176-200 PS)

71-75  
 70-72  
 80-88  
 81-87  
 74-81  
 79-83  
 82-87  
 79-83

**89,00**  
 4

1,75  
 2,00  
 4,00

**790706-00-4**  
 910 IF Cr \*  
 931 P  
 946 EX P

-  
 89,00

-

-

**530i**

**730i**

Eng. M30 B30 ME 7  
 2986 ccm  
 138 / 145 kW (188 / 197 PS)

**745i**

Eng. M30 B32 LA  
 3210 ccm  
 130-152 kW (197-207 PS)

-90  
 86-94  
 79-82

**89,00**  
 6

1,50  
 2,00  
 3,50

**790714-00-6**  
 910 IF Cr \*  
 931 P  
 947 EX Cr

-  
 89,00

-

-



MODEL / ENGINE

YEAR

Dia.  
CYLVT  
MT

Ø x L



SM-REF.



SM-REF.



SM-REF.

Piston  
Dia.

SM-REF.



SM-REF.

**BMW****540i / 740i****840 Ci**

Eng. M60 B40

3982 ccm

210 kW (286 PS)

92-  
93-**89,00**  
V81,50  
1,50  
3,00**790723-00-8**  
910 IF P \*  
931 P  
3PC Cr P

-

89,00

-

-

**790730-00-8**  
1,50 910 IF P \*  
1,50 931 P  
2,00 3PC Nit

-

89,00

-

-

**550i****550i Gran Turismo****550i Touring****550i Gran Turismo / xDrive****550i 4.4 32V****650i / xDrive****750Li xDrive****750i / xDrive****X5 xDrive 50i****X6 ActiveHybrid / xDrive****X6 Xdrive 50i**

Eng. N63 B44 A

4395 ccm

298-330 kW (405-449 PS)

09-13  
09-17  
10-13  
10-13  
07-10  
11-  
08-15  
08-15  
09-13  
09-11  
07-14**89,00**  
81,50  
1,50  
2,00**790751-00-4**  
910 Nit S  
931 P  
947 EX Nit S

-

89,00

-

-

**535i / M 535i****535i / M 535i****635 CSi****745i****735i / iL****735i**

Eng. M30 B34 / M30 B35

3430 ccm

136-185 kW (185-220 PS)

85-87  
88-95  
85-90  
83-86  
86-92  
85-86**92,00**  
61,50  
2,00  
3,50**790715-00-6**  
910 IF Cr S  
931  
947 EX Cr

-

92,00

-

-

**BMW DIESEL****Eng. M21 D24 WA**

324 TD / 524 TD

2443 ccm

84 kW (115 PS)

83-91  
83-91**80,00**  
62,50  
2,00  
3,50**790713-00-6**  
916 Cr \* P  
911 P  
947 EX Cr P

-

80,00

-

-

**Eng. M41 D17 / D18**

318 TDS / Compact 318 TDS

Touring 318 TDS

1665 ccm

66 kW (90 PS)

95-98  
95-99**80,00**  
43,00  
1,75  
3,00**790701-00-2**  
914 Cr \*  
911 IF U P  
947 EX Cr

-

80,00

-

-

**790701-50-2**

-

80,50

-

-

**Eng. M51 D25 / WA**

325 TD

325 TDS

525 TD

525 TDS

725 TDS

2497 ccm

85-105 kW (115-143 PS)

91-98  
93-99  
93-03  
91-04  
96-01**80,00**  
63,00  
1,75  
3,00**790720-00-6**  
914 Cr \*  
911 IF U P  
947 EX Cr

-

80,00

-

-



MODEL / ENGINE

YEAR



Dia.  
CYL



VT  
MT



Ø x L



SM-REF.



SM-REF.



SM-REF.



Piston  
Dia.



SM-REF.



SM-REF.

**BMW DIESEL**

**Eng. M57 D25**

525 D Intercooler  
2495 ccm  
120 kW (163 PS)

99-

**80,00**  
6

3,00  
2,00  
3,00

**790791-00-3**  
914 Cr \*  
931 P  
947 EX Cr

-

80,00

-

-

**790792-00-3**  
910 IF Cr \*  
931 P  
947 EX Cr

-

80,00

-

-

**Eng. M47 D20**

320 D  
1998 ccm  
85-120 kW (116-163 PS)

**84,00**  
4

3,00  
1,75  
3,00

**790735-00-2**  
914 Cr \*  
931 P  
947 EX Cr P

-

84,00

-

-

**Eng. M47 204 D1 / D4**  
**Eng. M47 D 20**

120 D / 318 D / 320 D / 520 D  
1951 ccm  
85-120 kW (116-163 PS)

97-

**84,00**  
4

3,00  
2,00  
3,00

**790738-00-2**  
914 Cr \*  
931 P  
947 EX Cr P

-

84,00

-

-

**Eng. M57 D30**  
**Eng. M57 N306 D2**

330 D / 530 D / 730 D / X5  
2926 ccm  
130-142 kW (177-193 PS)

99-

**84,00**  
6

**Eng. M67 D40**

740 D  
3901 ccm  
180 kW (245 PS)

99-01

**84,00**  
8

**Eng. M47 204 D1**  
**Eng. M47 D 20**

318 D / 320 D / Compact 2.0  
Touring 318 D / 320 D  
520 D / Touring 520 D  
1951 ccm  
85-100 kW (116-136 PS)

98-03  
00-05  
00-03

**84,00**  
4

3,00  
2,00  
2,00

**790753-00-2**  
914 Cr  
931 P  
947 EX Cr \*

-

84,00

-

-

**Eng. M57 306 D1**  
**Eng. M57 D 30**

330 D / 330 XD Touring 330 D  
Touring 330 XD  
530 D / Touring 530 D  
730 D  
X5 3.0 D  
2926 ccm  
135 kW (184 PS)

99-05  
00-05  
98-05  
98-01  
01-

**84,00**  
6

**Eng. M67 D 39**

740 D  
3901 ccm  
180 kW (245 PS)

99-01

**84,00**  
8



MODEL / ENGINE

YEAR

Dia.  
CYL

Ø x L



SM-REF



SM-REF.

Piston  
Dia.

SM-REF.



SM-REF.

**BMW DIESEL****Eng. M57 N306 D2**

Euro 4

330 D / 330 XD

Convertible 330 CD

Coupe 330 CD

Touring 330 D

Touring 330 XD

2993 ccm

150 kW (204 PS)

**Eng. M57 TU D30**

330 D

Convertible 330 CD

Coupe 330 CD

Touring 330 D

530 D / Touring 530 D

2993 ccm

150-200 kW (204-272 PS)

84,00  
6

03-05

05-

03-

03-

03-05

99-05

05-

03-

99-05

98-00

3,00

2,00

2,00

**790753-00-2**

914 Cr

931 P

947 EX Cr \*

-

84,00

-

-

**790741-00-2**

910 Nit S

931 P

947 EX Cr P

-

84,00

-

-

**Eng. N47 D20 A**

118 D

116 D

120d

Convertible 118 D / 120 D

Coupe 120 D

318 D

320 D / Convertible 320 D

Coupe 320 XD / 320 D

Touring 320 D / 318 D

Touring 320 XD

520 D / Touring 520 D

X3 2.0 D

1995 ccm

85-120 kW (116-163 PS)

**Eng. N47 D20 C**

118 D / 116 D / 120 D

Convertible 118 D / 120 D

Coupe 118 D / 120 D

316 D / 318 D / 320 D / xDrive

320 XD / 316 D / 318 D / 320 D

Coupe 320 D xDrive

Touring 318 D / 320 D xDrive

Touring 316 D / 320 D

520 D / Touring 520 D

X1 sDrive18 D / 20 D

X3 xDrive18 D / X3 xDrive20 D

X3 xDrive 20 D

1995 ccm

85-135 kW (116-184 PS)

**Eng. N47 D20 B****Eng. N47S D20 D**

123 D / Coupe 123 D

Convertible 123 D

X1 xDrive23 D

1995 ccm

150 kW (204 PS)

84,00

4

47

-

-

-14,5

73

-

47,5

-

MØ=47,50

32

x

63

1,75

1,75

2,00

**790756-00-4**

910 CCL P \*

931 P

947 EX Cr \*

**800701-00-1**

RT / KK

-

84,00

-

-

84,50

-

-



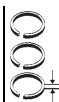


MODEL / ENGINE

YEAR

Dia.  
CYLVT  
MT

Ø x L



SM-REF



SM-REF.

Piston  
Dia.

SM-REF.



SM-REF.

**BMW DIESEL****Eng. M47 N 204 D4**

Euro 4  
118 D / 120 D  
318 D / 320 D  
Convertible 320 CD  
Coupe 320 CD  
Touring 318 D / 320 D  
520 D  
Touring 520 D  
X3 2.0 D  
1995 ccm  
85-120 kW (116-163 PS)

04-  
01-05  
05-  
03-  
01-05  
07-  
05-  
04-

84,00  
4

3,00  
2,00  
2,00

**790753-00-2**  
914 Cr  
931 P  
947 EX Cr \*

-

84,00

-

-

**Eng. M47 N 204 D5**

Touring 320 D  
520 D / 520 D Touring  
X3 2.0 D  
1995 ccm  
120 kW (163 PS)

05-  
05-  
04-

84,00  
6**Eng. M47 TUD 20**

Euro 4  
320 D  
1995 ccm

01-

**Eng. N47 D 20 A**

118 D / 120 D  
Convertible 120 D  
Coupe 120 D  
Convertible 320 D  
Coupe 320 D / 320 XD  
Touring 318 D / 320 D / XD  
520 D / Touring 520 D  
Touring 520 D / X3 2.0 D  
1995 ccm  
120-85 kW (116-163 PS)

04-07  
08-  
07-  
07-  
05-  
05-  
07-

**Eng. M54 N 306 D2**

Euro 4  
X3 3.0 D  
2993 ccm  
150 kW (204 PS)

04-

**Eng. M57 N2306 D2****Eng. N57 306 D2**

Euro 4

**Eng. M57 N306 D4**

530 D  
Touring 530 D  
730 D  
X3 3.0 D  
X5 3.0 D  
2993 ccm  
160 kW (218 PS)

03  
04-  
02-  
03-

3,00  
2,00  
2,00

**790753-00-2**  
914 Cr  
931 P  
947 EX Cr \*

-

84,00

-

-

**Eng. M57 N 306 D2**

730 LD  
2993 ccm  
170 kW (231 PS)

05-

2,50  
2,00  
2,00

**790740-00-2**  
910 Nit S  
931 P  
947 EX Cr \*

-

84,00

-

-



MODEL / ENGINE

YEAR

Dia.  
CYL

Ø x L



SM-REF



SM-REF.

Piston  
Dia.

SM-REF.



SM-REF.

**BMW DIESEL****Eng. N47 D20**

118 D  
120 D  
318 D / Touring  
320 D / Coupe / Touring / XD  
520 D / Touring  
X3 2.0d  
1995 ccm  
85-120 kW (116-163 PS)

07-  
03-  
05-  
07-  
05-  
07-

**84,00**  
4

3,00  
2,00  
2,00

**790753-00-2**  
914 Cr  
931 P  
947 EX Cr \*

-

84,00

-

-

**Eng. M57 N 306 D2**

Euro 4  
330 D / XD / Touring  
330 CD  
330 D / 330 XD  
Convertible 330 CD  
Coupe 330 CD  
2993 ccm  
150 kW (204 PS)

03-05  
05-  
03-05  
05-  
03-

**84,00**  
6

**Eng. M57 N2306 D4 / D2**

X3  
X5  
530 D / Touring  
730 D  
730 LD  
2993 ccm  
160/170 kW (218/231 PS)

04-  
03-  
03-  
02-  
05-

**Eng. M57 306 D 3**

325 D / 330 D / 330 XD  
Coupe 330 D / 330 XD  
Touring 325 / 330 D / 330 XD  
525 D / 525 XD  
530 D / 530 XD  
Touring 530 D / 530 XD  
730 LD  
X5 3.0 D  
2993 ccm  
145-173 kW (197-235 PS)

05-  
05-  
05-  
07-  
03-  
05-  
05-  
07-

**84,00**  
6

2,50  
2,00  
2,00

**790740-00-2**  
910 Nit S  
931 P  
947 EX Cr \*

-

84,00

-

-

**Eng. M57 TU2 D30**

Euro 4  
330 D / 330 XD  
Convertible 325 D / 330 D  
Coupe 325 D  
Coupe 330 D / 330 XD  
Touring 325 D / 330 XD  
2993 ccm  
145-173 kW (197-235 PS)

05-  
07-  
06-

**Eng. M57 N2 306 D3**

325 D 3.0  
330 D 3.0  
X6 3.0 D  
X6 xDrive 3.0 D  
2993 ccm  
150-180 kW (204-245 PS)

10-  
09-11  
08-  
08-



MODEL / ENGINE

YEAR



Dia.  
CYL



VT  
MT



Ø x L



SM-REF



SM-REF



SM-REF.



Piston  
Dia.



SM-REF.



SM-REF.

**BMW DIESEL**

**Eng. N57 306 D2 / D3  
Eng. N57 D30 / A**

84,00  
6

1,75 910 IF PVD S  
1,75 911 IF U  
2,00 947 EX Cr \*

- 84,00

-

-

- 325 D / Touring / Coupe 09-13
- 330 D 12-18
- 330 D Coupe 08-10
- 330d Gran Turismo 14-
- 330d Touring 05-19
- 330d Touring / Coupe 08-13
- 330d xDrive 08-18
- 330d xDrive Coupe 10-13
- 330d xDrive Gran Turismo 14-
- 330d xDrive Touring 09-19
- 430d Cabriolet 14-
- 430d Coupe 13-
- 430d Gran Coupe 14-
- 430d xDrive Coupe 14-
- 525d / Touring 10-11
- 530d 10-16
- 530d Touring 10-17
- 530d Gran Turismo 09-17
- 530d xDrive 11-16
- 530d xDrive Touring 11-17
- 530d xDrive Gran Turismo 10-17
- 730d 08-15
- 730d xDrive 11-15
- X3 xDrive 30d 11-18
- X4 xDrive 30d 14-18
- X5 3.0d 07-08
- X5 xDrive 25d 14-18
- X5 xDrive 30d 10-18
- X6 xDrive 30d 14-19

**Eng. N57 D30 B**

- 335d xDrive 13-19
- 435d xDrive Cabriolet / Gran Coupe 14-
- 435d xDrive Coupe 13-
- 535d 10-16
- 535d Gran Turismo / Touring 10-17
- 535d xDrive 11-16
- 535d xDrive Gran Turismo 10-17
- 535d xDrive Touring 11-17
- 640d Cabriolet 11-18
- 640d Coupe 11-17
- 640d Gran Coupe 12-18
- 640d xDrive Cabriolet 12-18
- 640d xDrive Coupe 12-17
- 640d xDrive Gran Coupe 13-18
- 740d 09-15
- 740d xDrive 10-15
- X3 xDrive 35d 11-17
- X4 xDrive 40d 13-18
- X5 xDrive 40d 10-13
- X6 xDrive 40d 09-19
- X6 40d 3.0 24V 10-

**Eng. N57 D30 C**

- 550d 3.0 24V 10-
- 750d xDrive 12-15
- X5 M 50d 13-18
- X6 M 50d 14-19
- X6 xDrive 40d 09-14

**Eng. N57 D30 D**

- 550d 3.0 24V 10-

**Eng. N57 D30 OL / TOP**

- Eng. N57N 306 D2 / D3 / D5**
- 2993 ccm
- 145-280 kW (197-299 PS)



MODEL / ENGINE

YEAR



Dia.  
CYL



Ø x L



SM-REF



SM-REF.



Piston  
Dia.



SM-REF.



SM-REF.

**BMW DIESEL**

**Eng. B37 C15 A**

214 d Active / Grand Tourer  
216 d Active / Grand Tourer  
X1 sDrive 16 d  
1496 ccm  
70-85 kW (95-116 PS)

14-18  
14-  
14-

**84,00**  
3

1,50  
1,50  
2,00

**790746-00-4**  
910 IF Nit S  
931 P  
947 EX Cr \*

-

84,00

-

-

**Eng. B37 D15 A Euro 6**

114 d / 116 d  
1496 ccm  
70-85 kW (95-116 PS)

15-

**84,00**

1,50  
1,50  
2,00

**790757-00-1**  
910 CDL S  
931 P  
947 EX Cr \*

-

84,00

-

-

**Eng. B47 C20 A Euro 6**

218 d Active / Grand Tourer  
218 d xDrive Active / Grand Tourer  
220 d Active / Grand Tourer  
220 d xDrive Active / Grand Tourer  
X1 sDrive 18 d  
X1 sDrive 20 d  
1995 ccm  
100-140 kW (136-190 PS)

13-  
14-  
14-  
15-  
14-  
14-

**84,00**  
4

**Eng. B47 D20 A**

316 d  
318 d / xDrive  
320 d  
320 d xDrive  
518 d  
520 d  
520 d xDrive  
525 d / xDrive  
X3 18 d  
X3 20 d  
1995 ccm  
140 kW (190 PS)

12-  
14-  
14-  
12-  
12-  
09-17  
13-  
11-  
14-  
14-

**BYD**

**BYD F3**

Eng. BYD 473 QE  
1497 ccm  
80 kW (109 PS)

12-

**75,00**  
4

1,00  
1,00  
2,00

**790010-00-4**  
910 Nit S  
931 \*  
3PC Nit

-

75,00

-

-

**790010-50-4**

-

75,50

-

-

**CATERPILLAR**

**Eng. 3304**

Loader 931 / 941 / 950 / 951  
Tractor D3 / D4 / D5  
Wheel Loader 910 / 955  
7000 ccm  
46-97 kW (62-130 PS)

**120,65**  
4

73,91  
-  
-7,26  
-14,22  
115,06

38,128  
x  
95

3,16  
2,38  
5,55

**791202-00-2**  
910 Cr \*  
911 IW Cr \*  
947 EX Cr

**800912-00-1**  
DRT

120,65

-











**810912-1**

**Eng. 3306**

Tractor D5 / D6 / 814 / 816  
Wheel Loader 966  
10500 ccm  
78-147 kW (106-200 PS)

66-

**120,65**  
6

 <b>MODEL / ENGINE</b>	<b>YEAR</b>	 <b>Dia.</b> <b>CYL</b>	 <b>VT</b> <b>MT</b>	 <b>Ø x L</b>		 <b>SM-REF</b>	 <b>SM-REF.</b>	 <b>Piston</b> <b>Dia.</b>	 <b>SM-REF.</b>	 <b>SM-REF.</b>
<b>CATERPILLAR</b>										
<b>Eng. 1673 C</b> S-No. 69D1.. / 76E..  <b>Eng. D 330 C</b> S-No. 4B1..4B4554 S-No. 5B1..5B1008  <b>Eng. D 33 C</b> S-No. 62/66/67D1...  <b>Eng. 3304</b> S-No. 4B4555 / 5B1009 6947 ccm 46-101 kW (62-137 PS)  <b>Eng. 3306</b> S-No.66D8891 / 67D1103 S-No.69D1 / 3N1 Wheel Loader 627/637/ 980 B Pipelayer 571F / 572F 10420 ccm 83-186 kW (126-252 PS)		<b>120,65</b> 4	73,91 - -6,6/-7,2 115,06	43,18 x 94,9	3,16 2,38 5,55	<b>791202-00-2</b> 910 Cr * 911 IW P 947 EX Cr	<b>800914-00-1</b>  DRT	120,65	-	-
<b>CHERY</b>										
<b>Charigan / QQ 1.1</b> <b>Van / Hafei / Wuling</b> Eng. JL465Q7 / DA465Q Eng. LJ465Q-1AE 1100 ccm 34 kW (46 PS)	07-	<b>65,50</b> 4			1,50 1,50 2,80	<b>799901-00-4</b> 910 Cr S 911 P 3PC Cr  <b>799901-25-4</b>  <b>799901-50-4</b>	-  -  -	65,50  65,75  66,00	-  -  -	-  -  -
<b>QQ3</b> Eng. SQR372 Euro III 812 ccm 38 kW (52 PS)  <b>QQ6</b> Eng. SQR472 Euro IV 1083 ccm 50 kW (67 PS)	03-  06-	<b>72,00</b> 3  <b>72,00</b> 4			1,20 1,20 2,50  1,20 1,20 2,50	<b>799903-00-3</b> 910 Cr S 931 P 3PC Cr  <b>799903-50-3</b>  <b>799904-00-4</b>	-  -  -	72,00  72,50  72,00	-  -  -	-  -  -
<b>QQ 0.8</b> Eng. SQR372 812 ccm 38 kW (51 PS)	04-12	<b>72,00</b> 3	28 - -3,8/-3,6 45 - - -	18 x 53	1,20 1,20 2,50	<b>797035-00-3</b> 910 IF Cr S P 931 P 3PC Cr P  <b>797035-50-3</b>	<b>807003-00-1</b>   <b>807003-50-1</b>	72,00   72,50	-   -	-   -
<b>Chery Fengyun</b> <b>Chery Cowin (Qiyun)</b> Eng. SQR480 Euro III 1596 ccm 43 kW (58 PS)	99-	<b>79,94</b> 4			1,60 2,00 4,00	<b>799905-00-4</b> 910 Mo 931 P 3PC Cr	-	79,50	-	-



MODEL / ENGINE

YEAR

Dia.  
CYL

SM-REF



SM-REF.

Piston  
Dia.

SM-REF.



SM-REF.

**CHEVROLET****Matiz 0.8i**Eng. F8CV (37 kW )  
796 ccm  
37-38 kW (50-52 PS)

05-

**68,50**

3

25

-

-3,2/-3,6

-2,6

54,9

-

MØ=53,2

-

16

x

52,8

1,20

1,50

2,80

**791401-00-3**

910 IF Cr P S

931 P

3PC Cr

**801401-00-1**

68,50

**951403-1**

A=71,60

L=120

semi

\*NEW\*

-

**791401-25-3****801401-25-1**

68,75

-

-

**791401-50-3****801401-50-1**

69,00

-

-

**Tico / Matiz**Eng. 3EA / 4EA  
995 ccm  
49 kW (67 PS)

06-07

**68,50**

3

25

-

-3,50/-3,70

-2,5

55

-

MØ=53,2

-

16

x

53

1,20

1,20

2,50

**791402-00-3**

910 IF Cr S

911 P

3PC Cr

**801409-00-1**

68,50

-

-

**791402-50-3****801409-50-1**

69,00

-

-

**791402-00-4**

910 IF Cr S

911 P

3PC Cr

**801409-00-1**

68,50

-

-

**791402-25-4**

-

68,75

-

-

**791402-50-4****801409-50-1**

69,00

-

-

**Aveo****Sail / Beat / Spark**Eng. S-Tec 2  
1206 ccm  
62 kW (84 PS)

08-11

**69,70**

4

-

-

-

-

-

-

1,20

1,20

2,00

**793521-00-4**

910 IF Cr S

911 P

3PC Nit

-

69,70

-

-

**Aveo 1.4****Aveo 1.4 Turbo****Cruze 1.4****Orlando 1.4****Trax 1.4 / AWD****Trax 1.4 LPG****Sonic 1.4i Turbo**

Eng. A 14 NET Euro 5

Eng. B 14 NET Euro 6

Eng. LUJ Euro 5 / LUV

1364 ccm

103 kW (140 PS)

11-

13-

10-

12-

12-

13-

11-

**72,50**

4

25,9

-

-1,90/-2,10

-2,9

44,2

-

MØ=58

-

18

x

48

T

1,20

1,20

2,00

**791413-00-4**

910 IF Nit S

931 P

3PC Nit

**803527-00-1**

72,50

-

-

**Sail / Spin**

Eng. S-Tec III 1.4L

1399 ccm

**73,80**

4

1,20

1,20

2,00

**791410-00-4**

910 IF Nit S

931 P \*

3PC Nit

-

73,80

-

-



MODEL / ENGINE

YEAR

Dia.  
CYL28  
-  
-5,3  
51  
-  
-18  
x  
551,50  
1,50  
3,00

SM-REF



SM-REF.

Piston  
Dia.

SM-REF.



SM-REF.

**CHEVROLET****Aveo**Eng. LX6  
1498 ccm  
62 kW (84 PS)

05-

76,50  
428  
-  
-5,3  
51  
-  
-

18

x  
551,50  
1,50  
3,00791404-00-4  
910 Cr S P  
931 P TUC  
3PC Cr P

801405-00-1

76,50

-

-

791404-25-4

801405-25-1

76,75

-

-

791404-50-4

801405-50-1

77,00

-

-

791408-00-4

-

76,50

-

-

1,50  
1,50  
2,00910 Cr S P  
931 P TUC  
3PC Cr P

791408-25-4

-

76,75

-

-

791408-50-4

-

77,00

-

-

**Kalos / Lacetti / Aveo 1.4**Eng. 4NB D MT / 5HB D AT + MT  
1399 ccm  
69 kW (94 PS)77,90  
41,20  
1,50  
2,50791403-00-4  
910 Cr S Fe  
931 P  
3PC Cr

-

77,90

-

-

**Lanos / Nubira / Espero  
Racer 1.6 i**Eng. LPG 1.6 / C16 LZ2  
Eng. A16DM / A16MF  
1598 ccm  
55 kW (75 PS)79,00  
428  
0,4  
-  
-2,7  
48,418  
x  
551,20  
1,50  
3,00793538-00-4  
910 Cr S  
931 P  
3PC Cr P

803511-00-1

79,00

-

-

793538-25-4

-

79,25

-

-

793538-50-4

803511-50-1

79,50

-

-

793538-10-4

803511-10-1

80,00

-

-

**Lacetti 1.8 / Viva 1.8**Eng. X 18 XE1  
Eng. Z 18 XEL  
1796 ccm  
89 kW (121 PS)80,50  
41,20  
1,20  
2,00793549-00-4  
910 Nit S  
931 P  
3PC Nit

-

80,50

-

-

793549-50-4

-

81,00

-

-

**Nubira**Eng. E-TEC II  
1799 ccm  
85 kW (115 PS)

03-

81,60  
41,50  
1,50  
3,00793541-00-2  
910 IF Cr P S  
931 P  
3PC Cr

-

81,60

-

-

793541-50-2

-

82,10

-

-

**Tosca / Epica / Lacetti**Eng. E-TEC II  
1799 ccm  
90 kW (122 PS)

06-



82,00  
41,20  
1,20  
2,00791406-00-4  
910 Nit S  
911 P  
3PC Nit P

-

82,00

-

-

MODEL / ENGINE	YEAR	 Dia. CYL	 KH GL VT MT	 Ø x L		 SM-REF	 SM-REF.	 Piston Dia.	 SM-REF.	 SM-REF.
<b>CHEVROLET DIESEL</b>										
<b>Eng. XSDE 1.0</b> Beat Spark 939 ccm 42 kW (57 PS)	11- 09-	<b>69,60</b> 3			1,50 1,50 2,00	<b>791412-00-3</b> 910 Cr S 911 P 947 EX Nit S	-	69,60	-	-
<b>Eng. LDV Euro 5</b> <b>Eng. LSF Euro 4</b> Aveo 1.3 D Enjoy 1.3 D Sail 1.3 D 1248 ccm 55-70 kW (75-95 PS)	11- 13-16 13-	<b>69,60</b> 4			1,50 1,50 2,00	<b>792071-00-4</b> 910 CCL * 911 P 947 EX Nit S  <b>792071-40-4</b>  <b>792071-60-4</b>	-  -  -	69,60  70,00 70,20	-  -  -	-  -  -
<b>Eng. Z 13 DT Euro 4</b> Cobalt 1.3 D 1248 ccm 55 kW (75 PS)	13-	<b>69,60</b> 4	40,43 - - 63,43 - MØ=37	23 x 56	2,00 1,50 2,00	<b>792096-00-4</b> 910 Cr * 911 P 947 EX Nit S  <b>792096-40-4</b>	<b>802021-00-1</b>  RT  <b>802021-40-1</b>	69,60  70,00	-  -	-  -
<b>Eng Z 13 DTJ</b> Combo 1.3 CDTI Spin 1.3 D 1248 ccm 55 kW (75 PS)	06-12 12-	<b>69,60</b> 4			2,00 1,50 2,00	<b>792096-00-4</b> 910 Cr * 911 P 947 EX Nit S  <b>792096-40-4</b>	-  -	69,60  70,00	-  -	-  -
<b>Eng. Z 20 DM</b> <b>Eng. Z 20 DMH</b> <b>Eng. Z 20 S</b> <b>Eng. Z 20 S1</b> Captiva 2.0 D Captiva 2.0 D 4WD Cruze 2.0 CDI Epica 2.0 D Lacetti 2.0 D Nubira 2.0 D 1991 ccm 89-110 kW (121-150 PS)	06-09 06-09 09- 07-11 07- 05-11	<b>83,00</b> 4	46,3 - - 72,4 - MØ=46,7	28 x 66.8 T	2,00 2,00 3,00	<b>793580-00-4</b> 916 Nit S 911 P 947 EX Cr P  <b>793580-50-4</b>	<sup>*NEW*</sup> <b>803528-00-1</b>  RT / KK  <sup>*NEW*</sup> <b>803528-50-1</b>	83,00  83,50	-  -	-  -
<b>Eng. Z 20 D</b> Captiva 2.2 D 1998 ccm 122 kW (165 PS)	08-16	<b>86,00</b> 4			1,75 1,50 2,00	<b>791432-00-4</b> 910 Cr P * 911 P 947 EX Nit S	-	86,00	-	-
<b>Delta 1.4 / 16V</b> Eng. 198 A4.000 / A7.000 1368 ccm 88-103 kW (120-140 PS)	11-	<b>72,00</b> 4			1,20 1,20 2,00	<b>792013-00-4</b> 910 CCL * 931 P 947 EX Cr *  <b>792013-20-4</b>	-  -	72,00  72,20	-  -	-  -





MODEL / ENGINE

YEAR

Dia.  
CYL

Ø x L



SM-REF



SM-REF.

Piston  
Dia.

SM-REF.



SM-REF.

**CHRYSLER  
DIESEL****Eng. 199 B1.000 Euro 5**Ypsilon 1.3 D  
1248 ccm  
70 kW (95 PS)

11-

**69,60**  
41,50  
1,50  
2,00**792071-00-4**  
910 CCL \*  
911 P  
947 EX Nit S

-

69,60

-

-

**792071-40-4**

-

70,00

-

-

**792071-60-4**

-

70,20

-

-

**Eng. 198 A2.000**Delta 1.6 D Multijet  
1598 ccm  
88 kW (120 PS)

11-

**79,50**  
42,00  
1,75  
2,00**792082-00-4**  
910 CCL \*  
931 P  
947 EX Cr \*

-

79,50

-

-

**Eng. 198 A5.000**Delta 2.0 D Multijet  
1956 ccm  
121 kW (165 PS)

11-

**83,00**  
41,50  
1,50  
2,00**793509-00-4**  
910 CCL P \*  
931 P  
947 EX Cr \*

-

83,00

-

-

**793509-40-4**

-

83,40

-

-

**Eng. J8 S**Cherokee 2.1 D 4x4  
Cherokee 2.1 TD  
Comanche 2.1 D  
Jeep Cherokee 2.1 D  
2068 ccm  
59-64 kW (80-87 PS)

86-92

**86,00**  
4

89-92

86-90

86-92

2,50  
2,50  
4,00**793830-00-4**  
914 Cr \*  
931 P  
947 EX Cr

-

86,00

-

-

**793808-00-4**

-

86,00

-

-

2,25  
2,00  
3,00910 IF Cr \*  
911  
947 EX Nit P**Eng. J8 S**Jeep Cherokee / Laredo  
2068 ccm  
65 kW (88 PS)

91-

**86,00**  
42,50  
2,50  
3,00**793831-00-4**  
914 Cr \*  
931 P  
947 EX Nit P

-

86,00

-

-

**Eng. OM 611**PT Criuser 2.2 CRD  
2148 ccm  
110 kW (150 PS)**88,00**  
42,50  
2,00  
3,00**791089-00-1**  
910 Cr \*  
911 IF  
947 EX Cr

-

88,00

-

-

**Eng. OM 612**Dodge Sprinter  
2686 ccm  
115 kW (156 PS)

03-

**88,00**  
5**791089-50-1**

-

88,50

-

-

**Eng. HR 492 HT**Grand Cherokee 2.5 TD  
Voyager 2.5 TD  
2500 ccm  
85-104 kW (116-141 PS)

95-99

**92,00**  
42,50  
2,00  
4,00**795202-00-4**  
914 Cr \*  
931  
947 EX Cr

-

92,00

-

-

**Eng. AD 4.236**Pick-up  
3866 ccm  
48-60 kW (65-82 PS)

90-

**98,48**  
42,38  
2,38  
4,74**793626-00-2**  
910 IF Cr  
910 IW P  
947 EX P

-

98,48

-

-











**793626-25-2**

-

98,73

-

-

 <b>MODEL / ENGINE</b>	YEAR	 <b>Dia.</b> <b>CYL</b>	 KH GL VT BU MT	 $\varnothing \times L$		 <b>SM-REF</b>	 <b>SM-REF.</b>	 <b>Piston</b> <b>Dia.</b>	 <b>SM-REF.</b>	 <b>SM-REF.</b>
<b>CHRYSLER DIESEL</b>  <b>Eng. C4.40 / T4.40</b> Dodge AS 900 / AS 950 3990 ccm 82-88 kW (112-120 PS)		<b>100,00</b> 4			3,00 2,50 4,00	<b>793613-00-2</b> 916 Cr P * 911 P 947 EX Cr	-	100,00	-	-
<b>Eng. 1006-6T / CC6.60</b> Dodge AS 900 / 5985 ccm 88-154 kW (120-209 PS)		<b>100,00</b> 6			3,50 2,50 4,00	<b>793614-00-2</b> 916 IW Mo * 931 P 947 EX Cr	-	100,00	-	-
<b>CITROËN</b>  <b>C15 1.0 / AX 10 / Saxo</b> Eng. TU9 / XV8 954 ccm 33 kW (45 PS)	83-	<b>70,00</b> 4			2,00 2,00 4,00	<b>793701-00-4</b> 910 IF Cr 931 P 3PC Cr	-	70,00	-	-
<b>AX / SAXO / Visa / C 15</b> Eng. TU9 / TU9 M / TU9 Z 954 ccm 33 kW (45 PS)	87-	<b>70,00</b> 4			1,50 1,50 3,00	<b>793703-00-4</b> 910 IF Cr S 911 3PC Cr	-	70,00	-	-
<b>C1 1.0i</b> Eng. 1KR-FE 998 ccm 50 kW (68 PS)	10-	<b>71,00</b> 3	26,5 2,8 - -3,6 47,1 - - -	18 x 47	1,00 1,00 1,50	<b>799601-00-3</b> 910 IF Cr S 931 P S 3PC Cr	<b>809604-00-1</b> <small>*NEW*</small>	71,00	-	-
<b>AX</b> <b>BX</b> <b>ZX</b> Eng. TU1 K 1124 ccm 40 kW (54 PS)  <b>AX</b> <b>Berlingo</b> <b>C 15</b> <b>Saxo</b> <b>ZX</b> Eng. TU1 M 1124 ccm 44 kW (60 PS)  <b>Saxo</b> <b>ZX</b> Eng. TU1 Z 1124 ccm 44 kW (60 PS)	88- 88-92 91-  92-98 96- 89-97 96- 91-97  96- 93-97	<b>72,00</b> 4			1,50 2,00 3,00	<b>793706-00-4</b> 910 IF Cr * 930 3PC Cr	-	72,00	-	-
<b>Visa 11</b> Eng. 109/5 1124 ccm 37 kW (50 PS)	78-91	<b>72,00</b> 4			1,50 2,00 4,00	<b>793709-00-4</b> 910 IF Cr * 930 P 3PC Cr	-	72,00	-	-



MODEL / ENGINE

YEAR

Dia.  
CYL

Ø x L



SM-REF



SM-REF.

Piston  
Dia.

SM-REF.



SM-REF.

**CITROËN****Berlingo****C 2****C 3****Saxo**

Eng. TU1 JP

1124 ccm

44 kW (60 PS)

00  
03-  
02-  
00-03**72,00**  
427,75  
-0,1  
-  
47,618  
x  
54,81,50  
1,50  
2,50**793754-00-4**  
910 IF Cr \*  
931  
3PC Cr**803712-00-1**

72,00

-

-

**AX 1.4 4x4****AX 1.4 Allure****AX 14 ZA****AX 14****AX 14 GT****AX 14 GTI****AX GTI 1.4****BX 14 XB****BX 14 E XB****C2 1.4i****C3 I 1.4****C3 II 1.4****C3 II 1.4 LPG****C3 Pluriel 1.4****ZX 1.4i****Transporter C15 1.4 / E****Transporter Nemo 1.4**

Eng. K1A / K1B / K1F / K1G / K1H

Eng. K2A / K2B / K2D / K3A / K5A

Eng. K6F (TU3A)

Eng. K6D (TU3CP) / K6D (TU3A)

Eng. K6E / DKY (TU3M) / KFT / KAY

Eng. KAZ / KDX / KDY (TU3 FM)

Eng. KDZ (TU3 MC/Z) / KfV / KfW

Eng. KfX / KfY / KfZ (TU3 FJ2)

1360 ccm

44-69 kW (60-94 PS)

92-94  
92-94  
86-96  
87-97  
89-91  
91-96  
91-92  
87-93  
83-89  
03-  
02-10  
09-16  
10-  
03-  
91-97  
87-96  
08-**75,00**  
440,5  
-  
-  
-1,1  
64,5  
-  
MØ=62  
-19,5  
x  
621,75  
2,00  
3,00**793738-00-4**  
910 IF Cr S  
931 P  
946 EX P  
**793738-25-4**  
\*NEW  
**793738-50-4****803740-00-4**

75,00

-

-

**Visa II Super X**

Eng. 129/5

1219 ccm

42 kW (57 PS)

80-82

**75,00**  
41,75  
2,00  
4,00**793817-00-4**  
910 IF Cr S  
931 P  
3PC Cr

-

75,00

-

-

**Visa 1.4****C15 1.4 E**

Eng. 150D / XY7

1360 ccm

44 kW (60 PS)

84-91  
87-961,75  
2,00  
4,00**794102-00-4**  
910 IF Cr S  
911 P  
3PC Cr

-

75,00

-

-

**BX 14 E / BX Break 1.4****BX 14 E****Visa 14 GT**

Eng. XY6 (150F)

Eng. XY6C (150A)

Eng. XY6D (150C)

Eng. XY8 (150B) / (150 A)

1360 ccm

46-53 kW (62-72 PS)

83-93  
85-93  
82-91**794102-50-4**

-

75,50

-

-



MODEL / ENGINE

YEAR

Dia.  
CYL

SM-REF



SM-REF.

Piston  
Dia.

SM-REF.



SM-REF.

**CITROËN****Berlingo / C2 / C3  
Saxo / Xsara / ZX**Eng. TU3 JP  
1361 ccm  
55 kW (75 PS)

91-03

**75,00**  
427,75  
-  
-  
49,93  
-  
-18  
x  
551,50  
1,50  
2,50**793755-00-4**  
910 IF Cr S  
931 P  
3PC Cr  
  
**793755-25-4****803730-00-1**

75,00

**953705-4**  
A=79,20  
L=135,20  
H=90  
C=89,2**813730-4**

75,25

-

-

**C2 1.4 I  
C3 1.4 I  
C4 1.4**Eng. KFU / ET3 J4  
1361 ccm  
65 kW (88 PS)

06-03-04

**75,00**  
429,5  
-  
-  
52,3  
-  
-18  
x  
44,51,20  
1,50  
2,50**793760-00-4**  
910 IF Nit S  
931 AN P  
3PC Cr**803713-00-1**

75,00

**953705-4**  
A=79,20  
L=135,20  
H=90  
C=89,2**813705-4****C4 Aircross 1.6**Eng. 4A92  
1590 ccm  
85-88 kW (116-117 PS)

12-

**75,00**  
41,00  
1,20  
2,00**798707-00-4**  
910 Nit S  
931 P  
3PC Nit

-

75,00

-

-

**Visa / Special / GSX2**Eng. G 12.611 / G 12.612  
1198 ccm  
43,5 kW (59 PS)

72-80

**77,00**  
41,75  
2,00  
4,00**791110-00-2**  
910 Cr \*  
931 P  
947 EX P

-

77,00

-

-

**LNA / Visa / A 4x4  
Axel / Olticit**Eng. R / V 06 / 630  
Eng. R / V 06 / 644-M29  
652 ccm  
25-26.5 kW (34-36 PS)78-82  
82-90**77,00**  
41,50  
2,00  
3,00**791122-00-2**  
910 IF Cr S  
931 P  
3PC Cr

-

77,00

-

-



MODEL / ENGINE

YEAR

Dia.  
CYL

Ø x L



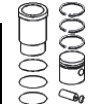
SM-REF



SM-REF.

Piston  
Dia.









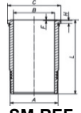
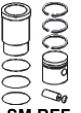
SM-REF.



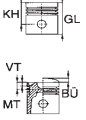





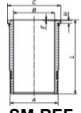













SM-REF.

## CITROËN










<b>C3 II 1.4 LPG</b>	13-	<b>77,00</b>				<b>793775-00-4</b>	-	77,00	-	-
<b>C3 II 1.4 VTI / 95</b>	09-	4			1,20	910 IF Nit S				
<b>C3 Picasso 1.4 VTI 95</b>	09-				1,50	931 P				
<b>Cr Picasso 1.4 VTI 95 LPG</b>	12-				2,00	3PC Cr P				
<b>C4 II 1.4 VTI 95</b>	09-									
<b>DS3 1.4 VTI 95</b>	10-15					<b>793775-50-4</b>	-	77,50	-	-
<b>DS3 1.4 VTI 95 LPG</b>	12-									
<b>DS3 1.4 VTI 98</b>	09-15									
Eng. 8FN (EP3)										
Eng. 8FP (EP3C)										
Eng. 8FR / 8FS (EP3)										
1397 ccm										
70-72 kW (95-98 PS)										
<b>Berlingo 1.6 VTI 120</b>	09-	<b>77,00</b>				<b>793775-00-4</b>	-	77,00	-	-
<b>Berlingo Multispace</b>	10-	4			1,20	910 IF Nit S				
<b>1.6 VTI 95/120</b>					1,50	931 P				
<b>C3 II 1.6 VTI 120</b>	09-				2,00	3PC Cr P				
<b>C3 Picasso 1.6 VTI</b>	09-									
<b>C4 II 1.6 VTI 120</b>	-16					<b>793775-50-4</b>	-	77,50	-	-
<b>C4 II 1.6 VTI 120 LPG</b>	11-									
<b>C4 Coupe 1.6 VTI 120</b>	08-11									
<b>C4 Gra. Picasso I 1.6 VTI</b>	08-13									
<b>C4 Gra. Picasso II 1.6 VTI</b>	13-									
<b>C4 Picasso I 1.6 VTI 120</b>	08-13									
<b>C4 Picasso II</b>	13-									
<b>C4 II 1.6</b>	13-									
<b>C5 III 1.6 VTI 120</b>	10-									
<b>C5 III Break 1.6 VTI 120</b>	10-									
<b>DS3 1.6 Racing</b>	11-15									
<b>DS3 1.6 VTI 120</b>	10-15									
<b>DS4 1.6 VTI 120</b>	11-15									
<b>DS4 1.6 THP 200</b>	11-15									
<b>DS5 1.6 THP 200</b>	11-15									
Eng. 5FK (EP6 CB) / 5FS (EP6 C)										
Eng. 5FU (EP6CDTX) Euro 4										
Eng. 5FU (EP6DTX)										
Eng. 5FW (EP6)										
Eng. 5FY (EP6CDTX)										
Eng. 5GM (EP6FDTX)										
1598 ccm										
72-149 kW (98-203 PS)										
<b>C3 Picasso II 1.4 VTI 95</b>	09-	<b>77,00</b>	27,6	18		<b>793775-00-4</b>	<b>803751-00-1</b>	77,00	-	-
Eng. EP3		4	3,4	x	1,20	910 IF Nit S				
1397 ccm			-3,60/-6,09	43	1,50	931 P				
70 kW (95 PS)			-	T	2,00	3PC Cr P				
			47,25			<b>793775-50-4</b>	<b>803751-50-1</b>	77,50	-	-
			-							
			-							
			-							
<b>Saxo</b>	96-98	<b>78,50</b>				<b>793743-00-4</b>	-	78,50	-	-
<b>Xsara</b>	97-98	4			1,50	910 Nit S				
<b>ZX</b>	96-97				1,50	931				
Eng. TU5 JP					3,00	3PC Cr P				
1587 ccm										
74 kW (101 PS)										

 <b>MODEL / ENGINE</b>	<b>YEAR</b>	 <b>Dia.</b> <b>CYL</b>	 <b>VT</b> <b>MT</b>	 <b>Ø x L</b>		 <b>SM-REF</b>	 <b>SM-REF.</b>	 <b>Piston</b> <b>Dia.</b>	 <b>SM-REF.</b>	 <b>SM-REF.</b>
<b>CITROËN</b>  <b>Saxo 1.6i</b> Eng. NFX 1587 ccm 80 kW (109 PS)	96-04	<b>78,50</b> 4			1,20 1,50 2,50	<b>793752-00-4</b> 910 Cr S 931 P 3PC Cr  <b>793752-01-4</b>  <b>793752-25-4</b>  <b>793752-50-4</b>	- - - -	78,50 78,60 78,75 79,00	- - - -	- - - -
<b>Berlingo 1.6</b> <b>C2 1.6i</b> <b>C3 I 1.6</b> <b>C4 I 1.6</b> <b>C4 I 1.6i Bio-Flex</b> <b>Saxo 1.6i</b> <b>Xsara 1.6</b> <b>Xsara Picasso 1.6</b> Eng. NFR (TU5 JP4B) Eng. NFT Eng. NFU (TU5 JP4) 1587 ccm 66-80 kW (90-109 PS)	08-03-10 02-08 04-08 07-09 00-04 00-05 05-10	<b>78,50</b> 4	32,35 1,4 - - 51,4 - MØ=66 -	19,495 x 57	1,20 1,50 2,50	<b>793752-00-4</b> 910 Cr S 931 P 3PC Cr  <b>793752-01-4</b>  <b>793752-25-4</b>  <b>793752-50-4</b>  <b>793752-10-4</b>	<b>803736-00-1</b>      -  <b>803736-25-1</b>  <b>803736-50-1</b>  -	78,50 78,60 78,75 79,00 79,50	- - - - -	- - - - -
<b>C-Elysee 1.6 VTI</b> Euro 5 Eng. NFP (EC5) 1587 ccm 85 kW (115 PS)	12-	<b>78,50</b> 4			1,00 1,20 2,00	<b>793766-00-4</b> 910 CCL IF S 931 P 947 EX Cr *  <b>793766-50-4</b>	- - -	78,50 79,00	- -	- -
<b>C5 I 1.8</b> <b>C5 II 1.8</b> <b>Xsara Picasso 1.8</b> Eng. 6FZ (EW7J4) Eng. LFY (XU7JP4) 1749 ccm 85 kW (115 PS)	01-04 04-08	<b>82,70</b> 4			1,20 1,50 2,00	<b>791143-00-4</b> 910 IF Nit S 931 P 3PC Nit  <b>791143-25-4</b>  <b>791143-50-4</b>	- - -	82,70 82,95 83,20	- - -	- - -
<b>BX 15 / BX 16</b> <b>BX 16</b> Eng. XU 52 C Eng. 171 BZ / XU5 S 1580 ccm 59-69 kW (80-94 PS)	84-89-92	<b>83,00</b> 4			1,75 1,75 4,00	<b>793717-00-4</b> 910 IF Cr * 931 P 3PC Cr  <b>793717-25-4</b>	- - -	83,00 83,25	- -	- -
<b>BX</b> <b>ZX</b> Eng. XU9 J 2 / XU9 JA / K 1905 ccm 92-96 kW (125-131 PS)	88-92 91-97	<b>83,00</b> 4			1,50 1,50 4,00	<b>793724-00-4</b> 910 IF Cr S 931 P 3PC Cr  <b>793724-25-4</b>	- - -	83,00 83,25	- -	- -

 <b>MODEL / ENGINE</b>	<b>YEAR</b>	 <b>Dia.</b> <b>CYL</b>		 <b>Ø x L</b>		 <b>SM-REF</b>	 <b>SM-REF.</b>	 <b>Piston</b> <b>Dia.</b>	 <b>SM-REF.</b>	 <b>SM-REF.</b>
<b>CITROËN</b>										
<b>Berlingo 1.8i</b>	97-02	<b>83,00</b>	33,3	22		<b>793725-00-4</b>	<b>803750-00-1</b>	83,00	<b>953717-4</b>	<b>813750-4</b>
<b>Evasion 1.8i</b>	96-02		-	x	1,50	910 IF Cr S				
<b>Xantia 1.8i</b>	93-02		-	62	1,50	931 P				
<b>Xsara 1.8i</b>	97-00		-4,13		3,00	947 EX Cr P				
<b>ZX 1.8i</b>	92-97		53,3							
Eng. L6A // LFW / LFX / LFZ 1761 ccm 70-76 kW (90-103 PS)			MØ=65,57			<b>793725-25-4</b>	-	83,25	-	-
<b>Xantia / Break 1.8i 16V</b>	95-03	<b>83,00</b>				<b>793725-00-4</b>	-	83,00	-	-
<b>Xsara / Break 1.8i 16V</b>	97-00		4			1,50 910 IF Cr S				
<b>Xsara Coupe 1.8i 16V</b>	98-00					1,50 931 P				
<b>ZX 1.8 / ZX 1.8i 16V</b>	96-97					3,00 3PC Cr				
<b>ZX Break 1.8i 16V</b>	96-98									
Eng. LFY (XU7JP4) 1761 ccm 66-85 kW (90-116 PS)						<b>793725-25-4</b>	-	83,25	-	-
<b>BX 19 GTI 16V</b>	87-93					<b>793765-00-4</b>	-	83,00	-	-
Eng. D6C / DFW (XU9J4)					1,50 910 IF Cr S					
Eng. DFW (XU9J4) 1905 ccm 116 kW (158 PS)					1,50 931 P 3,00 947 EX Cr P					
<b>C 25 1.8</b>	81-94	<b>84,00</b>				<b>793712-00-4</b>	-	84,00	-	-
<b>C 25 1.8 E</b>	87-94		4			1,50 910 IF Nit S 2,00 931 P 4,00 3PC Cr				
Eng. XM7 T (169) 1796 ccm 49-51 kW (67-69 PS)										
<b>C 4 / C 5 C 8 / Evasion</b>	98-	<b>85,00</b>				<b>793751-00-4</b>	-	85,00	-	-
<b>Xsara / Jumpy</b>	98-		4			1,20 910 IF Nit S 1,50 931 P 2,50 3PC Nit				
Eng. EW 10 J4 - RFN Eng. EW 10 L3 / EW 10 L4 1998 ccm 97-101 kW (132-137 PS)										
<b>Evasion 2.0i</b>	94-02	<b>86,00</b>	40	22		<b>793731-00-4</b>	<b>803731-00-1</b>	86,00	-	-
<b>XM 2.0</b>	89-94		4	-	x	1,50 910 IF Nit S				
<b>XM 2.0i</b>	89-94		-	62	1,75	931 P				
<b>Xantia 2.0i</b>	93-03		-5,02		3,00	3PC Cr P				
<b>ZX 2.0i</b>	92-97		65							
<b>Jumper 2.0</b>	94-02		-							
Eng. RFX (XU10 J2C) Eng. RFX (XU10 ZL3) Eng. RFU (XU10 J2 / C) Eng. R6A / RFZ / RGU Eng. RFW (XU10 J2U) 1998 ccm 80-96 kW (109-131 PS)						<b>793731-25-4</b>	<b>803731-25-1</b>	86,25	-	-
						<b>793731-50-4</b>	<b>803731-50-1</b>	86,50	-	-

 <b>MODEL / ENGINE</b>	<b>YEAR</b>	 <b>Dia.</b> <b>CYL</b>	 <b>VT</b> <b>MT</b>	 <b>Ø x L</b>		 <b>SM-REF</b>	 <b>SM-REF.</b>	 <b>Piston</b> <b>Dia.</b>	 <b>SM-REF.</b>	 <b>SM-REF.</b>		
<b>CITROËN</b>												
<b>XM / ZX</b> <b>Xantia</b> <b>Evasion / Jumper</b> Eng. XU10 J2Z / FJ2 / MZ Eng. XU10 2 C 1998 ccm 79-96 kW (108-130 PS)	89-	<b>86,00</b> 4				<b>793731-00-4</b> 1,50 910 IF Nit S 1,75 931 P 3,00 3PC Cr P  <b>793731-25-4</b>  <b>793731-50-4</b>	-	86,00	-	-		
	92-											
	94-											
	94-											
<b>Evasion / 2.0X / 2.05X</b> <b>Jumper / Boxer</b> <b>ZM / Xsara</b> <b>BZ / ZX / Xantia</b> Eng. XU10 J2C Eng. XU10 J 4 / D/Z / RZ 1998 ccm 90-110 kW (123-150 PS)	07/97-											
	93-											
<b>C 8</b> Eng. EW12 J 4 2230 ccm 116 kW (158 PS)	02-	<b>86,00</b> 4				<b>793562-00-4</b> 1,20 910 Nit S 1,50 931 P 2,50 3PC Cr	-	86,00	-	-		
<b>Xsara 2.0 16V VT S</b> <b>Santia 2.0i 16V SX</b> <b>Evasion 2.0i 16V BX</b> Eng. XU10 J 4 RS 1998 ccm 123 kW (167 PS)	98-	<b>86,00</b> 4				<b>793745-00-4</b> 1,50 910 IF Nit S 1,50 931 P 3,00 3PC Cr  <b>793745-25-4</b>  <b>793745-50-4</b>	-	86,00	-	-		
								-	86,25	-	-	
									-	86,50	-	-
<b>Jumpy 1.6 / 1.6 i</b> Eng. 220 A2.000 1581 ccm 59-60 kW (80-81 PS)	95-00	<b>86,40</b> 4	33,3	22		<b>792009-00-4</b> 1,50 910 IF Cr P * 1,75 931 P 3,00 3PC Cr  <b>792009-40-4</b>  <b>792009-60-4</b>	<b>802006-00-1</b>  <b>802006-40-1</b>  <b>802006-60-1</b>	86,40	-	-		
			-	x	1,50							
			-3,2/-3,3	63,2	1,75							
			-2,3		3,00							
			72,8									
			-									
			MØ=71									
			-									
<b>C 25</b> Eng. XN1 T 1971 ccm 57 kW (78 PS)	81-94	<b>88,00</b> 4				<b>793707-00-2</b> 1,50 910 IF Cr * 2,00 911 IF 4,00 3PC Cr	-	88,00	-	-		
<b>CX</b> Eng. 829.A5 / J6 RA 1995 ccm 75-78 kW (102-106 PS)	79-91	<b>88,00</b> 4				<b>791134-00-4</b> 1,75 910 IF Cr * 2,00 930 IF P 4,00 3PC Cr	-	88,00	-	-		
	85-91											
<b>CX 22</b> Eng. J6 TA 2165 ccm 84,5 kW (115 PS)												



MODEL / ENGINE	YEAR	 Dia. CYL	 KH GL VT MT	 Ø x L		 SM-REF	 SM-REF.	 Piston Dia.	 SM-REF.	 SM-REF.
<b>CITROËN</b>										
<b>CX 2.0</b> <b>CX 2000</b> Eng. 829 A 5 Eng. J6RA 500 1995 ccm 75-78 kW (102-106 PS)	82-92 79-82	<b>88,00</b> 4			1,75 2,00 4,00	<b>793777-00-4</b> 910 IF Cr * 911 IF P 947 EX P	-	88,00	-	-
<b>CX 2.2</b> Eng. J6TA 500 2165 ccm 83-85 kW (113-115 PS)	85-92									
<b>C-Crosser Enterprise 2.4</b> <b>C-Crosser 2.4</b> Eng. 4B12 2360 ccm 125 kW (170 PS)	09- 09-	<b>88,00</b> 4			1,20 1,20 2,00	<b>798710-00-4</b> 910 Nit S 931 P 3PC Nit	-	88,00	-	-
<b>DS 23 / DS 23 inj. / CX 2400</b> <b>Prestige / Super / Pallas</b> <b>Break / Familiare / Reflex</b> 2347 ccm 84,5-95,5 kW (115-130 PS)		<b>93,50</b> 4			2,00 2,00 4,00	<b>791119-00-4</b> 910 Cr* P 931 P 947 EX Cr	-	93,50	-	-
<b>CITROËN DIESEL</b>										
<b>Eng. FHY (F13DTE6)</b> Nemo 1.3 Blue HDI Nemo 1.3 HDI	16- 15-	<b>69,60</b> 4			1,50 1,50 2,00	<b>792071-00-4</b> 910 CCL * 911 P 947 EX Nit S	-	69,60	-	-
<b>Eng. FHZ (F13DTE5)</b> Nemo 1.3 HDI AA 1248 ccm 55-59 kW (75-80 PS)	10-					<b>792071-40-4</b> <b>792071-60-4</b>	-	70,00 70,20	-	-
<b>Eng. 8HX / 8HY</b> <b>Eng. D4V TED4</b> <b>Eng. D4V DV4 TD</b> C1 / C2 / C3 / Xsara 1.4 HDI 1398 ccm 40-66 kW (54-90 PS)	02-	<b>73,70</b> 4	42,94 -1,55 -14,7 65,44 MØ=37,16	25 x 60 T	2,50 1,95 2,50	<b>793756-00-4</b> 916 Cr * 911 IF U P 947 EX Cr P <b>793756-50-4</b>	<b>803711-00-1</b> RT / AK <b>803711-50-1</b>	73,70 74,20	-	-
<b>Eng. 9HX (DV6ATED4)</b> <b>Euro 4</b> <b>Eng. 9HY (DV6TED4)</b> <b>Eng. 9HZ (DV6TED4)</b> <b>Euro 4</b> <b>Eng. 9HU (DV6UTED)</b> Berlingo 1.6 HDI 16V C2 1.6 HDI 16V C3 1.6 HDI 16V C3 Picasso 1.6 HDI 16V C4 1.6 HDI 16V C4 Grand Picasso 1.6 HDI C4 Picasso / Saloon 1.6 HDI C5 1.6 HDI 16V C5 Break 1.6 HDI Jumpy / Box 1.6 HDI 90 Xsara Picasso 1.6 HDI16V 1560 ccm 66-80 kW (89-109 PS)	05- 06 05- 08- 04- 06- 06- 04- 04- 07-08 04-	<b>75,00</b> 4	41,7 - -1,16 -13,29 65,2 MØ=41,72	26 x 61 T	3,00 1,95 2,50	<b>793758-00-4</b> 916 Cr * 931 P 947 EX Nit S <b>793758-50-4</b>	<b>803710-00-1</b> RT / KK / AK <b>803710-50-1</b>	75,00 75,50	<b>953706-4</b> A=78 L=142 H=5 C=79,5 semi	-



MODEL / ENGINE

YEAR

Dia.  
CYL

Ø x L



SM-REF



SM-REF.

Piston  
Dia.











SM-REF.



















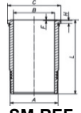

SM-REF.










**CITROËN DIESEL**










<b>Eng. 9HT (DV6BTED4/ DV6BUTED4)</b>		<b>75,00</b>	41,7	26		<b>793770-00-4</b>	<b>803737-00-1</b>	75,00	-	-
<b>Eng. 9HE (DV6DBM)</b>		4	-	x	2,50	914 Cr *	RT / KK			
<b>Eng. 9HF (DV6DTED)</b>			-	61	1,95	931 P				
<b>Eng. 9HP (DV6DTED)</b>			-13,89	T	2,00	947 EX Nit S				
<b>Eng. 9HJ (DV6DTEDM)</b>			65,2							
<b>Eng. 9HJ (DV6DTEDM)</b>			-			<b>793770-50-4</b>	<b>803737-50-1</b>	75,50	-	-
<b>Eng. 9HN (DV6ETED)</b>			MØ=45							
<b>Eng. 9HW (DV6ETED)</b>			-							
<b>Eng. 9HK (DV6ETEDM)</b>										
<b>Euro 4</b>										
<b>Eng. 9HW (DV6BTED4)</b>			41,7	26		<b>793770-00-4</b>	<b>803752-00-1</b>	75,00	-	-
<b>Eng. 9HL (DV6C)</b>			-	X	2,50	914 Cr *	RT / KK			
<b>Eng. 9HR (DV6C)</b>			-	61	1,95	931 P				
Berlingo 90	10-		-13,8	T	2,00	947 EX Nit S				
Berlingo 1.6 HDI / 75	05-		65,2							
Berlingo Box 1.6 HDI 75	08-		-			<b>793770-50-4</b>	<b>803752-50-1</b>	75,50	-	-
Berlingo Box 1.6 HDI 110/115	10-		MØ=45							
Berlingo 1.6 HDI 110/115	10-		-							
C3 / Picasso 90										
C3 Picasso 1.6 HDI 90	10-									
C3 Picasso 1.6 HDI 110/115	13-									
C3 II 1.6 HDI / 110	09-									
C4 Aircross 1.6 HDI 115	12-									
C4 Grand Picasso 1.6 HDI 110	10-									
C4 Picasso 1.6 HDI 90/110	10-									
C4 1.6 HDI 90/110/115	09-									
C5 / Break 1.6 HDI 110/115	10-									
DS3 1.6 HDI 90/110/115	09-									
DS3 Convertible 1.6 HDI 90	13-									
D53 / D54 92	11-									
DS4 1.6 HDI 90/110/115	11-									
DS5 1.6 HDI 110	11-									
1560 ccm										
55-82 kW (75-111 PS)										
<b>Eng. BHT / BHU (DV6FC)</b>		<b>75,00</b>				<b>792115-00-4</b>	-	75,00	-	-
<b>Eng. BHX (DV6FC)</b>		4			2,00	913 CCL P *				
<b>Eng. BHX (DV6FCU)</b>					1,95	931 P TUC				
<b>Eng. BHZ (DV6FC)</b>					2,00	947 EX Nit S				
Berlingo 1.6 Blue HDI 120	14-									
Berlingo Multispace 1.6 Blue HDI 120	14-									
C3 Aircross II 1.6 Blue HDI 115 / 120	17-									
C4 Grand Picasso II 1.6 Blue HDI 120	14-									
C4 Grand Picasso II 1.6 HDI 115	13-									
C4 II 1.6 Blue HDI 115	14-									
C4 II 1.6 Blue HDI / 120	15-									
C4 Picasso II 1.6 Blue HDI 120	14-									
C4 Picasso II 1.6 HDI / Blue HDI 115	13-									
C4 Spacetourer 1.6 Blue HDI 120	18-									
DS3 1.6 Blue HDI 120	13-15									
DS3 1.6 HDI 115	13-15									
DS3 1.6 Blue HDI 116	15-19									
DS4 1.6 Blue HDI 115	14-15									
DS4 1.6 HDI 120	14-15									
DS4 / DS4 Crossback 1.6 BI.HDI 115	15-18									
DS5 1.6 Blue HDI 120	14-15									
DS5 1.6 HDI	13-15									
Grand C4 Spacetourer 1.6 BI.HDI 120	18-									
Jumpy 1.6 Blue HDI 115	16-									
Spacetourer 1.6 Blue HDI 115	16-									
1560 ccm										
85-88 kW (115-120 PS)										










 MODEL / ENGINE	YEAR	 Dia. CYL	 VT MT	 GL BU	 x L	 SM-REF	 SM-REF.	 Piston Dia.	 SM-REF.	 SM-REF.
<b>CITROËN DIESEL</b>										
<b>Eng. TUD5 (VJY / VJZ)</b> AX 15 D Saxo 1.5 D Xsara 1.5 D / Estate 1.5 D 1527 ccm 42 kW (57 PS)	94-97 96-03 97-00	<b>77,00</b> 4	40,4 - - -1,65 66,3 -	23 x 60	2,00 1,75 3,00	<b>793726-00-4</b> 910 Cr * 911 IF U P 947 EX Cr  <b>793726-40-4</b>	<b>803726-00-1</b>    <b>803726-40-1</b>	77,00    77,40	-   -	-   -
<b>Eng. A8A / AJZ (XUD7 TE)</b> BX TRD Turbo BX Break TRD Turbo 1769 ccm 66 kW (90 PS)	88-93 88-94	<b>80,00</b> 4			3,00 2,00 3,00	<b>793727-00-4</b> 914 Cr * 911 P 947 EX Cr  <b>793727-50-4</b>	-   -	80,00   80,50	<b>953701-4</b> A=83 L=154 H=4,5 C=86 semi	-   -
<b>Eng. 161 / 161 A (XUD7)</b> <b>Eng. A9A (XUD7)</b> Berlingo / First 1.8 D BX / Break 1.8 D C 15 1.8 D Xsara / Break 1.8 D ZX / Break 1.8 D 1769 ccm 43-44 kW (60 PS)	96-02 85-93 86-02 97-00 93-97	<b>80,00</b> 4	46,8 - - -2 84,5	25 x 69,8	2,00 2,00 3,00	<b>793722-00-4</b> 910 Cr * 911 P 947 EX Cr  <b>793722-50-4</b>  <b>793722-80-4</b>	<b>803702-00-1</b>    <b>803702-50-1</b>  <b>803702-80-1</b>	80,00   80,50 80,80	<b>953701-4</b> A=83 L=154 H=4,5 C=86 semi	-   -
<b>Eng. DT17 ED4</b> <b>Eng. DT17 TED 4 (UHZ)</b> C5 2.7 HDI / C5 Break 2.7 HDI C5 II 2.7 HDI C6 2.7 HDI 2720 ccm 150 kW (204 PS)	08- 08- 05-	<b>81,00</b> 6			2,00 2,00 2,00	<b>793728-00-2</b> 910 IF CCL * 911 IW U 947 EX Cr *	-	81,00	-	-
<b>Eng. DW8 TD</b> <b>Eng. WJC / WJY Euro 2</b> <b>Eng. WJZ Euro 2</b> Berlingo / Jumpy 1.9 TD Berlingo 1.9 D C 15 1.9 D Jumpy 1.9 D Xsara 1.9 D 1868 ccm 44-68 kW (60-92 PS)	98- 98-02 00-05 01-03 00-	<b>82,20</b> 4	46,8 - -1,3 -2,2 78	25 x 66	2,00 2,00 3,00	<b>791142-00-4</b> 910 Cr * 931 P 947 EX Cr  <b>791142-25-4</b>  <b>791142-60-4</b>	<b>803705-00-1</b>    -  <b>803705-60-1</b>	82,20   82,45 82,80	<b>953707-4</b> A=86 L=154 semi	-   -
<b>Eng. D9A / D9B / DJY</b> <b>Eng. DJZ</b> BX 1.9 D Berlingo 1.9 D C 25 1.9 D Jumper I 1.9 D Jumpy 1.9 Xantia 1.9 D Xsara 1.9 D ZX 1.9 D 1905 ccm 47-52 kW ( 64-71 PS)	83-94 96-02 87-94 94-02 95- 93-98 97-00 91-97	<b>83,00</b> 4	46,8 - - -2,2 71,6	25 x 72	2,00 2,00 3,00	<b>793723-00-4</b> 910 Cr P * 911 IF U P 947 EX Cr P  <b>793723-25-4</b>  <b>793723-50-4</b>  <b>793723-80-4</b>  <b>793723-10-4</b>	<b>803703-00-1</b>    -  <b>803703-50-1</b>  <b>803703-80-1</b>  <b>803703-10-1</b>	83,00   83,25 83,50 83,80 84,00	<b>953702-4</b> A=86 L=153,5 semi	-   -

MODEL / ENGINE	YEAR	 Dia. CYL	 VT MT	 Ø x L		 SM-REF	 SM-REF.	 Dia.	 SM-REF.	 SM-REF.
<b>CITROËN DIESEL</b>										
<b>Eng. XUD9 TE / TF</b> Chassis / Dispatch / Jumpy Relax Boy / Synergie / Xantia Xsara / ZX 1905 ccm 66 kW (90 PS)	95-	<b>83,00</b> 4				<b>793729-00-4</b> 3,50 914 Cr * 2,00 911 IF U P 3,00 947 EX Cr P <b>793729-50-4</b>	- - -	83,00 83,50	- -	- -
<b>Eng. D8B / D8C / DHV</b> <b>Eng. DHW / DHX / DHY</b> BX 1.9 TD Evasion 1.9 TD Jumper I 1.9 TD Jumpy 1.9 TD Xantia 1.9 TD Xsara 1.9 TD ZX 1.9 TD 1905 ccm 55-68 kW (75-92 PS)	93- 88-94 94-02 94-02 95- 93-01 97-00 92-97	<b>83,00</b> 4	46,8 - - 79,3 - - -	28 x 68 T		<b>793744-00-4</b> 3,00 914 Cr * 2,00 911 IF U P 3,00 947 EX Cr P <b>793744-50-4</b> <b>793744-80-4</b>	<b>803719-00-1</b> RT <b>803719-50-1</b> <b>803719-80-1</b>	83,00 83,50 83,80	- - -	- - -
<b>Eng. DT20C Euro 5</b> <b>Eng. DT20C (X8C) Euro 5</b> C5 III 3.0 HDI 240 C6 3.0 HDI 2993 ccm 155-177 kW (211-241 PS)	09- 09-	<b>84,00</b> 6				<b>793772-00-2</b> 2,00 910 IF CCL P * 2,00 911 IF U P 2,00 947 EX Cr * <b>793772-50-2</b> <b>792180-00-2</b> 1,75 910 CCL P * 1,75 911 IF U 2,00 947 EX Cr *	- - -	84,00 84,50 84,00	- -	- -
<b>Eng. XUD11 ATE / L</b> <b>Eng. XUD11 BTE</b> XM TD 12V / XM / Xantia 2088 ccm 80 kW (109 PS)	89-	<b>85,00</b> 4				<b>793730-00-4</b> 3,00 914 Cr * 2,00 911 IF 3,00 947 EX Cr <b>793730-50-4</b>	- - -	85,00 85,50	- -	- -











MODEL / ENGINE	YEAR	 Dia. CYL	 VT MT	 Ø x L		 SM-REF	 SM-REF.	 Dia.	 SM-REF.	 SM-REF.
<b>CITROËN DIESEL</b>										
<b>Eng. DW10ATED / 4</b>		<b>85,00</b>	46,75	28		<b>793749-00-4</b>	<b>803749-00-1</b>	85,00	-	-
<b>Eng. DW10TD</b>		4	-	x	3,50	916 Cr *				
<b>Eng. DW10BTED / 4</b>			-1	70	2,00	911 IF	RT			
<b>Eng. DW10TD / Euro 3</b>			-18,3		3,00	947 EX Cr				
<b>Eng. DW10UTD</b>			80,75							
C5 / Estate 2.0 HDI	01-04		MØ=38,01			<b>793749-25-4</b>	-	85,25	-	-
Dispatch / Van 2.0 HDI 110	02-		-							
Synergie 2.0 HDI	99-02					<b>793749-50-4</b>	<b>803749-50-1</b>	85,50	-	-
Xantia / Estate 2.0 HDI 109	99-03									
Xsara / Coupe / Estate 2.0 HDI	01-05					<b>793749-60-4</b>	-	85,60	-	-
C8 2.0 HDI	02-									
Synergie 2.0 HDI	99-02									
Dispatch / Flatbed / Chassis	99-									
Van 2.0 HDI 95										
C4 / Coupe 2.0 HDI	04-									
C5 2.0 HDI	04-									
C5 / Break 2.0 HDI	08-									
C4 Grand Picasso 2.0 HDI	06-									
C4 Picasso 2.0 HDI	07-									
C5 Break 2.0 HDI	04-									
C8 2.0 HDI	06-									
Dispatch / Box 2.0 HDI 140	07-									
Berlingo / Box 2.0 HDI 90	99-									
Xantia / Estate 2.0 HDI 90	99-03									
Xsara/Coupe/Estate 2.0 HDI 90	99-05									
Xsara Picasso 2.0 HDI	99-									
Berlingo 2.0 HDI	02-05									
Relay Box / Bus / Flatbed	01-									
Chassis 2.0 HDI										
1997 ccm										
62-100 kW (84-136 PS)										
<b>Eng. DW12TED</b>										
<b>Eng. DW12TED4 / FAP</b>										
Relay Box / Relay / Flatbed	01-									
Chassis 2.2 HDi 16V										
2179 ccm										
74/100 kW (100/136 PS)										
<b>Eng. AHM (DW10FUE)</b>		<b>85,00</b>				<b>793771-00-4</b>	-	85,00	-	-
<b>Eng. AHN (DW10FUD)</b>		4			2,00	913 CCL *				
<b>Eng. AHP (DW10FUC)</b>					2,00	911 IF U P				
<b>Eng. AHW (DW10FC)</b>					2,00	947 EX Nit S				
<b>Eng. AHY (DW10CE)</b>						<sup>*NEW</sup>				
<b>Eng. AHZ (DW10CD)</b>						<b>793771-50-4</b>	-	85,50	-	-
<b>Eng. RHD (DW10CB)</b>										
<b>Eng. RHD (DW10CTED4)</b>										
<b>Eng. RHE (DW10CTED4)</b>										
<b>Eng. RHH (DW10CTED4)</b>										
C4 II 2.0 HDI / Blue HDI 150	09-									
C4 Grand Picasso I 2.0 HDI 150	09-									
C4 Grand Picasso I 2.0 HDI 165	10-									
C4 Picasso I 2.0 HDI 165	10-13									
C5 III 2.0 HDI 165	09-									
C5 III Break 2.0 HDI 165	09-									
C8 2.0 HDI 165	06-									
DS 4 2.0 HDI / Blue HDI 135	11-15									
DS4 2.0 HDI 165	11-15									
DS5 2.0 HDI 165	11-15									
DS5 2.0 Blue HDI	13-									
Jumpy 2.0 HDI 95 / 125	11-									
Jumpy 2.0 HDI 165	10-									
C8 2.0 HDI 135 / 165	06-									
1997 ccm										
72-133 kW (98-181 PS)										

MODEL / ENGINE	YEAR	 Dia. CYL	 VT MT	 GL BU	 Ø x L	 SM-REF	 SM-REF.	 Piston Dia.	 SM-REF.	 SM-REF.
<b>CITROËN DIESEL</b> <b>Eng. 4HN (DW12MTED4)</b> <b>Eng. 4HT (DW12BTED4)</b> C Crosser 2.2 HDI C5 III 2.2 HDI 2179 ccm 115-125 kW (156-170 PS)	07- 08-	<b>85,00</b> 4				<b>793776-00-4</b> 916 Cr * 911 IF U P 947 EX CR	-	85,00	-	-
<b>Eng. 4HL (DW12 C)</b> <b>Eng. 4HN (DW12MTED4)</b> C5 2.2 HDI 200 C5 Break 2.2 HDI 200 C-Crosser 2.2 HDI C-Crosser Enterprise 2.2 HDI 2179 ccm 115-150 kW (156-204 PS)	10- 10- 07-	<b>85,00</b> 4				<b>791120-00-4</b> 916 CCL P * 911 IF U P 947 EX Nit S  <b>791120-50-4</b>	-  -	85,00  85,50	-  -	-  -
<b>Eng. 4HG / 4HJ (P225DTE)</b> Jumper 2.2 HDI 110 / 150 2198 ccm 74-110 kW (110-150 PS)	11-	<b>86,00</b> 4	48,42 - - -16,17 74,82 - MØ=49,04 -	30 x 67 T		<b>792068-00-4</b> 910 IF CCL 931 P 947 EX Cr * P  <b>792068-20-4</b>  <b>792068-50-4</b>	<b>802125-00-1</b>  RT / KK  -  <b>802125-50-1</b>	86,00  86,20  86,50	-  -  -	-  -  -
<b>Eng. 4HH (P22DTE) Euro 4</b> Boxer 2.2 HDI 130 Boxer 2.2 HDI 130 4x4 2198 ccm 96 kW (130 PS)	11- 11-	<b>86,00</b> 4				<b>792068-00-4</b> 910 IF CCL 931 P 947 EX Cr * P  <b>792068-20-4</b>  <b>792068-50-4</b>	-  -  -	86,00  86,20  86,50	-  -  -	-  -  -
<b>Eng. 4HV (P22DTE)</b> Jumper 2.2 HDI 100 2198 ccm 74 kW (101 PS)	06-	<b>86,00</b> 4				<b>792068-00-4</b> 910 IF CCL 931 P 947 EX Cr * P  <b>792068-20-4</b>  <b>792068-50-4</b>	-  -  -	86,00  86,20  86,50	<b>*NEW*</b> <b>953713-1</b> A=89 L=156 H=5 C=90,90  -  -	-  -  -
<b>Eng. 4HU (P22DTE) Euro 4</b> Jumper 2.2 HDI 120 2198 ccm 88 kW (120 PS)		<b>86,00</b> 4	43,4 - - -15,8 69,8 - MØ=46,9 -	30 x 67 T		<b>792068-00-4</b> 910 IF CCL 931 P 947 EX Cr * P  <b>792068-20-4</b>  <b>792068-50-4</b>	<b>802126-00-1</b>  RT / KK  -  <b>802126-50-1</b>	86,00  86,20  86,50	<b>*NEW*</b> <b>953713-1</b> A=89 L=156 H=5 C=90,90  -  -	-  -  -
<b>Eng. 4HG / 4HH / 4HJ (P22DTE)</b> Jumper III 2.2 HDI 110 / 130 / 150 Relay 2.2 HDI 110 / 130 / 150 2198 ccm 81-110 kW (110-150 PS)	11- 11-	<b>86,00</b> 4				<b>791121-00-4</b> 910 IF CCL * 931 P 947 EX Nit S	-	86,00	-	-

MODEL / ENGINE	YEAR	 Dia. CYL	 VT MT	 Ø x L		 SM-REF	 SM-REF.	 Dia.	 SM-REF.	 SM-REF.
<b>CITROËN DIESEL</b>										
<b>Eng. DK5 ATE / T8A</b> <b>Eng. DK5 THY / THZ</b> Jumper / VSX / XM 2446 ccm 76-96 kW (103-130 PS)	94-	92,00 4	49,84 - - -2,3 82	34 x 68 T	3,00 1,75 3,50	<b>793740-00-4</b> 914 Cr * 911 P 947 EX Cr  -	<b>803707-00-1</b>  RT / HA / KK  <b>803707-50-1</b>	92,00    92,50	-   -	-   -
<b>Eng. DJ5</b> Jumper 2.5D 2446 ccm 63 kW (86 PS)	94-	92,00 4			2,25 2,00 3,00	<b>793747-00-4</b> 910 Cr * 931 947 EX Cr  <b>793747-25-4</b>  <b>793747-50-4</b>	-   -	92,00   92,25 92,50	-   -	-   -
<b>Eng. DJ5 T</b> Boxer 2.5 TD 2446 ccm 76 kW (103 PS)		92,00 4			3,50 2,00 3,00	<b>793748-00-4</b> 914 Cr * 931 947 EX Cr	-	92,00	-	-
<b>Eng. DJ5 TED / THX</b> Jumper 2446 ccm 79 kW (107 PS)	94-	92,00 4			3,50 2,00 3,50	<b>793753-00-4</b> 914 Cr * 931 947 EX Cr	-	92,00	-	-
<b>Eng. B25 / 637</b> <b>Eng. CRD 93L (U25/661)</b> <b>Eng. M 25 / 629 / 660</b> C35 Box 2.5D / C35 Bus 2.5 D C35 Pickup 2.5D C25 Bus 2.5 D / 4x4 CX 2500 D / Ex Estate 2500 D 2500 ccm 51-55 kW (69-75 PS)	-84	93,00 4			2,00 2,00 4,00	<b>793741-00-4</b> 910 Cr 911 P 947 EX Cr  <b>793741-50-4</b>	-   -	93,00   93,50	-   -	-   -
<b>Eng. B 25637</b> <b>Eng. CRD 93 B</b> <b>Eng. CRD 93 L (U25/661)</b> <b>Eng. M 22 / 629</b> <b>Eng. M 25 / 629 / 637 / 651</b> <b>Eng. M 25 / 660 / 661</b> C35 Box 2.5D/C35 Bus 2.5 D C35 Pickup 2.5D C25 Bus 2.5 D / 4x4 CX 2500 D / Ex Estate 2500 D 2498/2500 ccm 51-55 kW (69-75 PS)	80- 80-	93,00 4	52,75 - - -7,4 95 - -	30 x 78	2,50 2,00 4,00	<b>793735-00-4</b> 910 IF Cr S 911 P 947 EX Cr  <b>793735-00-4</b>	<b>803716-00-1</b>  RT  <b>803716-50-1</b>	93,00   93,50	<b>953710-4</b> A=97,50 L=163 H=5 C=99 semi	-   -
<b>Eng. M25 / 629</b> CX 2500 Diesel / Pallas Confort / Familiale / Super Break / Reflex 2500 ccm 55 kW (75 PS)		93,00 4			2,00 2,00 4,00	<b>791126-00-4</b> 910 Cr * 931 P 947 EX Cr	-	93,00	-	-

MODEL / ENGINE	YEAR	 Dia. CYL	 KH VT MT	 Ø x L		 SM-REF	 SM-REF.	 Piston Dia.	 SM-REF.	 SM-REF.
<b>CITROËN DIESEL</b>										
<b>Eng. M22 / 629</b> CX 2500 2500 ccm 55 kW (75 PS)		<b>93,00</b> 4				<b>791141-00-4</b> 3,00 914 Cr * 2,00 911 P 4,00 947 EX Cr	-	93,00	-	-
<b>Eng. XD3 P</b> SXD 2498 ccm 51,5-56 kW (70-76 PS)	85-	<b>94,00</b> 4				<b>793714-00-4</b> 2,00 910 Cr * 2,00 931 4,00 947 EX Cr  <b>793714-40-4</b>	-	94,00	-	-
<b>Eng. 8140.63 (F28D)</b> Jumper TD 2798 ccm 64 kW (87 PS)	99-02	<b>94,40</b> 4				<b>792092-00-4</b> 3,00 914 Cr * 2,00 911 IW U 2,50 947 EX Nit S	-	94,40	<b>952006-4</b> A=97,53 L=167 H=5 C=100,88	-
<b>Eng. 8140.43 S125 TCA</b> Jumper 2798 ccm 90 kW (122 PS)	97-	<b>94,40</b> 4	58,75 - - -19,45 87,6 - MØ=39,30 -	32 x 72 T		<b>792091-00-4</b> 2,50 914 Cr * 2,00 911 IF 2,50 947 EX Nit S  <b>792091-40-4</b>	<b>802018-00-1</b> RT / KK / AK	94,40	-	-
<b>Eng. 8140.43N/.43S</b> <b>Eng. F28TDCR</b> Euro 3 Jumper 2.8 HDI Jumper 2.8 HDI Jumper 2.8 HDI Jumper 2.8 HDI 2798 ccm 92-107 kW (125-146 PS)	00-02 02- 02-06 04-	<b>94,40</b> 4				<b>792091-00-4</b> 2,50 914 Cr * 2,00 911 IF 2,50 947 EX Nit S	-	94,40	<b>952006-4</b> A=97,53 L=167 H=5 C=100,88	-
<b>CUMMINS</b>										
<b>Eng. ISF 2.8L Euro 3/4</b> 2800 ccm 80-120 kW (109-163 PS)		<b>94,00</b> 4	48,6 - - -16,4 76 - MØ=52,00 -	34,5 x 73,3 T		<b>790812-00-4</b> 2,50 914 Cr S 2,00 911 IF U P 3,00 947 EX Cr  <b>790812-50-4</b>	<b>800801-00-1</b> RT / KK  <b>800801-50-1</b>	94,00	-	-
<b>Eng. 3 BT 2.9</b> 2900 ccm <b>Eng. 4 BT 3.9</b> 3900 ccm <b>Eng. 6 BT 5.9</b> 5900 ccm		<b>102,00</b> 3 <b>102,00</b> 4 <b>102,00</b> 6				<b>790803-00-1</b> 3,00 914 Cr * 2,38 911 IF P 4,00 947 EX Cr	-	102,00	-	-



 MODEL / ENGINE	YEAR	 Dia. CYL	 VT MT	 Ø x L		 SM-REF	 SM-REF.	 Piston Dia.	 SM-REF.	 SM-REF.
<b>CUMMINS</b>  <b>Eng. ISB 4.5L Euro 6</b> <b>Eng. ISBe 140/160/180 B</b> <b>Eng. OSB 4.5</b> Engine 4462/4500 ccm 99-154 kW (133-207 PS)		107,00 4			3,00 2,50 3,50	<b>790815-00-2</b> 914 CCL * 911 IF U Cr 947 EX Cr	-	107,00	-	-
<b>Eng. ISB 6.7L Euro 6</b> <b>Eng. ISBe4+ 250 Euro 4</b> Engine 6700 ccm 150-242 kW (200-325 PS)		107,00 6				<b>790815-50-2</b>	-	107,50	-	-
<b>Eng. 6C 8.3</b> <b>Eng. 6CTAA 8.3</b> Engine <b>Eng. 6CT 8.3 Euro 2</b> JCB 456 8270 ccm 127-274 kW (172-372 PS)		114,00 6			3,50 3,00 4,00	<b>790816-00-1</b> 914 IW Cr * 917 IW P 947 EX Cr	-	114,00	<b>950801-1</b> A=123 L=235,30 H=123 C=131 F=1,20	-  <b>*NEW*</b> <b>920801-1</b> 1 x FP 3,95
<b>Eng. ISC 8.3L Euro 3</b> Engine 8270 ccm 238 kW (319 PS)										
<b>Eng. 6CTA 8.3 Euro 2</b> Engine 8270 ccm 127-274 kW (172-372 PS)		114,00 6			3,50 3,00 4,00	<b>790816-00-1</b> 914 IW Cr * 917 IW P 947 EX Cr	-	114,00	-	-
<b>Eng. 6CT 8,3 ltr.</b> 8270 ccm 160 kW (218 PS)		114,00 6			3,50 3,00 4,00	<b>790817-00-1</b> 914 IW CR * 911 IF U P 947 EX Cr	-	114,00	-	-
<b>Eng. L/6 C-Series</b> <b>Eng. CTA 8,3/6</b> <b>Eng. CTAA 8,3</b>										
<b>Eng. Small Cam D</b>		117,47 V6 V8	57,09 - - -10,71 100,254	34,92 x 90,12	3,05 2,38 2,77	<b>790820-00-1</b> 914 Cr * 910 IW Cr * 947 OI EX Cr *	<b>800820-00-1</b>  RT	117,47	-	-
<b>Eng. L10</b>		125,00			3,00 3,10 4,75	<b>790823-00-1</b> 914 IW Cr * 917 IW U Cr P 947 EX Cr P	-	125,00	-	-
<b>Eng. L10</b> 225 C/A / 250 A/B/C / 275 A 290 C / A225 / C225 / C250		125,00 6	78,85 - - -11,85 124,3	54 x 98,2	3,16 3,20 4,75	<b>790825-00-1</b> 914 IW U Cr P 914 IF U Cr * 947 EX Cr P	<b>800825-00-1</b>  RT	125,00	<b>950825-1</b> A=137,95 L=241,40 H=100 C=145,97 F=1,25	-
<b>Eng. LT10 A / C</b> C290 / C300										



MODEL / ENGINE

YEAR



Dia.  
CYL



VT  
MT BU



Ø x L



SM-REF



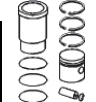
SM-REF.



Piston  
Dia.



SM-REF.



SM-REF.

MODEL / ENGINE	YEAR	Dia. CYL	VT MT BU	Ø x L	SM-REF	SM-REF.	Piston Dia.	SM-REF.	SM-REF.
<b>CUMMINS</b> Eng. M11		125,00 6			3,00 914 IW Cr * 3,10 917 IW U Cr P * 4,00 947 EX Nit S	-		-	-
Eng. NH 200 / 220 Eng. NHK 200 BD Eng. AR 4780		130,18 6			3,91 914 Cr * 3,91 914 IW P 3,91 914 IW P 6,32 947 OI EX Cr	-	130,18	-	-
Eng. NT855		139,70 6			3,91 914 Cr * 3,15 917 IW P * 3,15 917 P * 4,75 947 OI EX Cr	-	139,70	-	-
					3,91 914 Cr * 3,15 917 IW P * 3,15 917 P * 4,75 947 OI EX Cr S	-	139,70	-	-
					3,91 914 Cr * 3,15 917 IW P * 3,15 917 P * 4,75 947 EX Nit S	-	139,70	-	-
Eng. NT855		139,70 6			-	-	139,70	<b>950832-1</b> A=157,48 L=288,16 H=9,017 C=166,751 F=1,77	-
<b>CUMMINS</b> Eng. N14		139,70 6			3,96 914 Cr * 2,92 917 IW Cr * 4,75 947 EX Nit S	-	139,70	-	-
855 Series		139,70 6			3,91 914 Cr * 3,15 917 IW Cr P * 3,15 917 P * 4,75 947 EX Nit S	-	139,70	-	-
Eng. KT19		158,75 1			3,97 914 Cr * 3,97 917 IW CR P * 4,76 947 EX Cr S	-	158,75	-	-



MODEL / ENGINE

YEAR

Dia.  
CYLVT  
MT

Ø x L



SM-REF.



SM-REF.



SM-REF.

Piston  
Dia.

SM-REF.



SM-REF.

**DACIA**

**Logan II 0.9 TCE**  
**Logan II TCE 90 LPG**  
**Logan MCV II TCE 90**  
**Logan MCV II TCE 90 LPG**  
**Sandero II 0.9 TCE**  
 Eng. H4B 400 / 405 / 408 / 410  
 898 ccm  
 66 kW (90 PS)

12-  
15-  
13-  
15-  
12-**72,20**  
31,20  
1,50  
2,00**793825-00-1**  
910 IF PVD S  
931 Cr  
3PC PVD P  
<sup>\*NEW\*</sup>  
**793825-50-1**

-

72,20

-

-

**Dokker 1.2 TCE / 115**  
**Duster 1.2 TCE**  
**Duster 1.2 TCE 125**  
**Duster 1.2 TCE 125 4x4**  
**Lodgy 1.2 TCE**  
 Eng. H5F 402 / 404 / 408 / 410  
 1197 ccm  
 74-92 kW (101-125 PS)

12-  
13-18  
17-  
13-  
12-**72,20**  
4

**1300 / 1310**  
 Eng. 810.03/25/26/29  
 1289 ccm  
 27-44 kW (37-60 PS)

70-

**73,00**  
41,75  
2,00  
4,00**793807-00-4**  
910 Cr \*  
911 P  
947 EX

-

73,00

-

-

**793807-50-4**

-

73,50

-

-

**Nova 1.4**  
 Eng. C2J  
 48 kW (65 PS)

70-

**76,00**  
41,75  
2,00  
4,00**793809-00-4**  
910 IF Cr \*  
931 P  
3PC Cr P

-

76,00

-

-

**Duster 1.6**  
**Duster 1.6 16V Hi-Flex**  
**Duster 1.6 LPG**  
**Logan 1.6**  
**Sandero 1.6 Bifuel**  
 Eng. K4M 690 / 696  
 1598 ccm  
 77 kW (105 PS)

10-  
11-  
11-  
06-  
11-**79,50**  
431,7  
-  
-2,0/-2,0  
-1,3  
54,7  
-  
Ø=69,50  
-20  
x  
621,50  
1,50  
2,50**793841-00-4**  
910 IF Cr \*  
931 P  
3PC Cr P**803832-00-1**

79,50

-

-

**793841-25-4****803832-25-1**

79,75

-

-

**793841-50-4****803832-50-1**

80,00

-

-

**Logan 1.6 MPI Euro 4**  
 Eng. K7M 710  
 1598 ccm  
 64 kW (87 PS)

05-

**79,50**  
428,3  
-  
-  
-  
51,6  
-  
-19  
x  
621,50  
1,50  
2,50**793841-00-4**  
910 IF Cr \*  
931 P  
3PC Cr P**803735-00-1**

79,50

-

-

**793841-25-4**

-

79,75

-

-

**793841-50-4****803735-50-1**

80,00

-

-



MODEL / ENGINE

YEAR



Dia.  
CYL



VT  
MT



Ø x L



SM-REF.



SM-REF.



SM-REF.



Piston  
Dia.



SM-REF.



SM-REF.

**DACIA**

**Logan 1.4**  
**Logan 1.4 MPI LPG**  
**Logan Express 1.4**  
**Logan MCV 1.4**  
**Logan Pickup 1.4**  
**Sandero 1.4**  
**Solenza 1.4**  
Eng. K7J 710 / 714  
1390 ccm  
53-55 kW ( 72-75 PS)

04-  
06-  
09-  
07  
09  
08-  
03-

**79,50**  
4

1,50  
1,50  
2,50

**793841-00-4**  
910 IF Cr \*  
931 P  
3PC Cr P  
**793841-25-4**  
**793841-50-4**

-  
-  
-

79,50  
79,75  
80,00

-  
-  
-

-  
-  
-

**Logan 1.6**  
**Logan 1.6 Bifuel**  
**Sandero 1.6**  
**Sandero 1.6 Bifuel**  
**Sandero II 1.6 16V**  
Eng. K4M 694  
Eng. K7M 710  
1598 ccm  
64-77 kW (87-105 PS)

04-  
08-  
08-  
11-  
13-

1,20  
1,50  
2,50

**793842-00-4**  
910 Cr S Fe  
931 P  
3PC Cr P  
**793842-25-4**  
**793842-50-4**

-  
-  
-

79,50  
79,75  
80,00

-  
-  
-

-  
-  
-

**1210**  
Eng. 688.09  
1108 ccm  
26 kW (35 PS)

**70,00**  
4

1,75  
2,00  
3,50

**793806-00-4**  
910 IF Cr  
931 P  
947 EX P

-  
-

70,00

-

-

**Logan 1.4**  
**Logan 1.4 MPI LPG**  
**Logan Express 1.4**  
**Logan MCV 1.4**  
**Logan Pickup 1.4**  
**Sandero 1.4**  
**Solenza 1.4**  
Eng. K7J 710 / 714  
1390 ccm  
53-55 kW ( 72-75 PS)

04-  
06-  
09-  
07  
09  
08-  
03-

**79,50**  
4

35,83  
-  
-  
-  
58  
-  
-

19  
x  
62

1,50  
1,50  
2,50

**793841-00-4**  
910 IF Cr \*  
931 P  
3PC Cr P  
**793841-25-4**  
**793841-50-4**

**803841-00-1**  
-  
**803841-50-1**

79,50  
79,75  
80,00

-  
-  
-

-  
-  
-

**DACIA DIESEL**

**Eng. K9K 790 / 792**  
Logan 1.5 DCI  
Sandero 1.5 DCI  
1461 ccm  
50-63 kW (68-86 PS)

08-13

**76,00**  
4

41,78  
-  
0,48/-0,28  
-13,95  
66  
-  
MØ=39,7  
-

25  
x  
60  
T

2,00  
2,00  
2,50

**793845-00-4**  
910 Cr \*  
931 P  
947 EX Nit S  
**793845-25-4**  
**793845-50-4**

**803830-00-1**  
-  
-

76,00  
76,25  
76,50

-  
-  
-

-  
-  
-

41,7  
-  
-0,2/-0,4  
-14,2  
66  
-  
MØ=39,7  
MV=2,4/1,5

26  
x  
60  
T

2,00  
2,00  
2,50

**793845-00-4**  
910 Cr \*  
931 P  
947 EX Nit S  
**793845-25-4**  
**793845-50-4**

**803831-00-1**  
-  
**803831-50-1**

76,00  
76,25  
76,50

-  
-  
-

-  
-  
-



MODEL / ENGINE

YEAR

Dia.  
CYL

Ø x L



SM-REF



SM-REF.

Piston  
Dia.

SM-REF.



SM-REF.

**DACIA DIESEL****Eng. K9K 796**

Duster 1.5 DCI

Logan 1.5 DCI

Sandero 1.5 DCI

1461 ccm

63 kW (86 PS)

10-18

07-11

08-

**76,00**

4

41,7

-

-0,4/-0,25

-14

66

-

MØ=39,8

-

26

x

60

T

2,00

2,00

2,50

**793845-00-4**

910 Cr \*

931 P

947 EX Nit S

**793845-25-4****793845-50-4****803802-00-1**

\*NEW\*

RT / KK

-

**803802-50-1**

\*NEW\*

76,00

-

-

76,25

-

76,50

76,00

-

-

76,25

-

76,50

76,00

-

-

76,25

-

76,50

**Eng. K9K 830**

Dokker 1.5 DCI

Duster 1.5 DCI

Lodgy 1.5 DCI

Logan II 1.5 DCI

Logan MCV II 1.5 DCI

Sandero II 1.5 DCI

1461 ccm

63 kW (86 PS)

12-

10-18

12-

13-

13-

13-

**76,00**

4

41,7

-

-0,4/-0,25

-14

66

-

MØ=39,8

-

26

x

60

T

2,00

2,00

2,50

**793845-00-4**

910 Cr \*

931 P

947 EX Nit S

**793845-25-4****793845-50-4****803802-00-1**

\*NEW\*

RT / KK

-

**803802-50-1**

\*NEW\*

76,00

-

-

76,25

-

76,50

**Eng. F8Q 630**

Solenza 1.9 D

1870 ccm

47 kW (64 PS)

03-

**80,00**

4

42,35

-

-

-4,5

70,5

24

x

63

2,00

2,00

3,00

**793722-00-4**

910 Cr \*

911 P

947 EX Cr

**793722-50-4****793722-80-4****803840-00-1**

RT

**803840-50-1**

80,00

-

-

80,50

-

80,80

**Eng. F8Q 600 / 630 / 636**

Pick up 1.9 D

Solenza 1.9 D

1870 ccm

44-48 kW (64-65 PS)

00-08

03-

**80,00**

4

2,00

2,00

3,00

**793829-00-4**

910 Cr \*

911 IF U

947 EX Cr

**793829-50-4**

-

-

-

80,00

-

-

80,50

-

-



MODEL / ENGINE

YEAR

Dia.  
CYL

Ø x L



SM-REF



SM-REF.

Piston  
Dia.

SM-REF.



SM-REF.

**DAEWOO****Tico 0.8****Matiz 0.8i**

Eng. F8C / F8CV

796 ccm

30-41 kW (41-56 PS)

91-05  
98-05**68,50**  
325  
-  
-3,2/-3,6  
-2,6  
54,9  
-  
MØ=53,2  
-16  
x  
52,81,20  
1,50  
2,80**791401-00-3**  
910 IF Cr P S  
931 P  
3PC Cr**801401-00-1**

68,50

**951403-1**  
A=71,60  
L=120  
semi

-

**791401-25-3****801401-25-1**

68,75

-

**791401-50-3****801401-50-1**

69,00

-

**Tico / Matiz**

Eng. 3EA / 4EA

995 ccm

49 kW (67 PS)

06-07

**68,50**  
325,2  
-  
-  
-  
5516  
x  
531,20  
1,20  
2,50**791402-00-3**  
910 IF Cr S  
911 P  
3PC Cr**801409-00-1**

68,50

-

-

**Aveo 1.2**

Eng. LQ5

1150 ccm

53 kW (72 PS)

06-07

**68,50**  
4

-

-

-

**791402-50-3****801409-50-1**

69,00

-

-

**791402-00-4**  
910 IF Cr S  
911 P  
3PC Cr**801409-00-1**

68,50

-

-

**791402-25-4**

-

68,75

-

-

**791402-50-4****801409-50-1**

69,00

-

-

**Aveo / Sonic / Spin 1.2**

Eng. A12XEL / A12XER Euro 5

1229 ccm

51-63 kW (69-86 PS)

11-

**73,40**  
4

-

-

1,20  
1,20  
2,00**793556-00-1**  
910 Nit S  
931 P  
3PC Cr

-

73,40

-

-

**Aveo / Cruze / Sonic 1.4**

Eng. A14XER

1398 ccm

74 kW (101 PS)

11-

-

-

-

-

-

-

-

-

-

**Sail / Spin**

Eng. S-Tec III 1.4L

1399 ccm

-

**73,80**  
4

-

-

1,20  
1,20  
2,00**791410-00-4**  
910 IF Nit S  
931 P \*  
3PC Nit

-

73,80

-

-

**1500**

Eng. 4G15

Eng. G15B

1468 ccm

89-  
85-**75,50**  
4

-

-

1,50  
1,50  
4,00**792462-00-4**  
910 IF Cr S  
911 P  
3PC Cr

-

75,50

-

-

**792462-50-4**

-

76,00

-

-



MODEL / ENGINE

YEAR



Dia.  
CYL



MT



Ø x L



SM-REF.



SM-REF



SM-REF.



Piston  
Dia.



SM-REF.



SM-REF.

**DAEWOO**

Cielo  
Espero  
Nexia 1.5i  
Racer 1.5i

Eng. A15MF  
1498 ccm  
51-60 kW (70-90 PS)

YEAR	Dia. CYL	MT	Ø x L	SM-REF	SM-REF.	Piston Dia.	SM-REF.	SM-REF.	
97- 93-99 95-97 97-	<b>76,50</b> 4	28 - - -3,5 51,1 - MØ=59,7	18 x 55	1,50 1,50 3,00	<b>793548-00-4</b> 910 IF Cr S 931 P 3PC Cr <b>793548-25-4</b> <b>793548-50-4</b> <b>793548-75-4</b> <b>793548-10-4</b>	<b>801407-00-1</b> - - - - <b>801407-50-1</b> - - -	76,50 - 76,75 77,00 77,25 77,50	- - - - -	- - - -
		28,4 - -3,4 48,5 - MØ=59	18 x 55 T	1,50 1,50 3,00	<b>793548-00-4</b> 910 IF Cr S 931 P 3PC Cr <b>793548-25-4</b> <b>793548-50-4</b> <b>793548-75-4</b> <b>793548-10-4</b>	<b>801412-00-1</b> - - - - <b>801412-50-1</b> - - -	76,50 - 76,75 77,00 77,25 77,50	<b>951402-1</b> A=79,60 L=150 semi - - - -	- - - - - -

**Kalos / Gentra**

Eng. LX6  
1498 ccm  
62 kW (84 PS)

YEAR	Dia. CYL	MT	Ø x L	SM-REF	SM-REF.	Piston Dia.	SM-REF.	SM-REF.	
05-	<b>76,50</b> 4	28 - -5,3 51 - -	18 x 55	1,50 1,50 3,00	<b>791404-00-4</b> 910 Cr S P 931 P TUC 3PC Cr P <b>791404-25-4</b> <b>791404-50-4</b>	<b>801405-00-1</b> - - - <b>801405-25-1</b> <b>801405-50-1</b>	76,50 76,75 77,00	- - -	- - -
				1,50 1,50 2,00	<b>791408-00-4</b> 910 Cr S P 931 P TUC 3PC Cr P <b>791408-25-4</b> <b>791408-50-4</b>	- - -	76,50 76,75 77,00	- - -	- - -

**Kalos 1.4 / Lacetti 1.4**

**Aveo 1.4**  
Eng. 4NB D MT / 5HB D AT + MT  
1399 ccm  
69 kW (94 PS)

YEAR	Dia. CYL	MT	Ø x L	SM-REF	SM-REF.	Piston Dia.	SM-REF.	SM-REF.	
	<b>77,90</b> 4			1,20 1,50 2,50	<b>791403-00-4</b> 910 Cr S Fe 931 P 3PC Cr	-	77,90	-	-

**Lanos / Nubira**

**DOHC 16 V**  
Eng. A16DM / A16MF  
1598 ccm  
55 kW (75 PS)

YEAR	Dia. CYL	MT	Ø x L	SM-REF	SM-REF.	Piston Dia.	SM-REF.	SM-REF.	
	<b>79,00</b> 4	28,3 - -1,4/-1,4 -2,9 51,3 - MØ=61 -	18 x 55	1,20 1,50 3,00	<b>793538-00-4</b> 910 Cr S 931 P 3PC Cr P <b>793538-25-4</b> <b>793538-50-4</b> <b>793538-10-4</b>	<b>801408-00-1</b> - - - <b>801408-50-1</b> -	79,00 - 79,50 80,00	- - - -	- - -



MODEL / ENGINE

YEAR

Dia.  
CYL

SM-REF



SM-REF.

Piston  
Dia.

SM-REF.



SM-REF.

**DAEWOO****Lanos / Nubira / Espero  
Racer 1.6 i**Eng. LPG 1.6 / C16 LZ2  
Eng. A16DM / A16MF  
1598 ccm  
55 kW (75 PS)79,00  
428  
0,4  
-  
-2,7  
48,418  
x  
551,20  
1,50  
3,00793538-00-4  
910 Cr S  
931 P  
3PC Cr P

793538-25-4

793538-50-4

793538-10-4

803511-00-1

79,00

-

-

79,25

-

-

79,50

-

-

80,00

-

-

**Lacetti 1.8 / Viva 1.8**Eng. X 18 XE1  
Eng. Z 18 XEL  
1796 ccm  
89 kW (121 PS)80,50  
4

28

18

1,20  
1,20  
2,00793549-00-4  
910 Nit S  
931 P  
3PC Nit

793549-50-4

-

80,50

-

-

81,00

-

-

**Brougham 1.8i****Espero 1.8i****Leganza 1.8i****Prince / Super Saloon 1.8i**Eng. C18 LE  
1796 ccm  
66-70 kW (90-95 PS)96-  
95-99  
97-02  
97-84,80  
4

28

18

1,50  
1,50  
3,00793534-00-4  
910 IF Cr P S  
931 P  
3PC Cr

793534-50-4

-

84,80

-

-

85,30

-

-

**Leganza 1.8i****New Price 1.8i****Nubira 1.8i**Eng. D-TEC / C20NE  
1998 ccm  
85 kW (116 PS)97-02  
96-97  
96-0386,00  
4

28

18

1,50  
1,50  
3,00793535-00-4  
910 IF Nit S  
931 P  
3PC Cr P

793535-50-4

-

86,00

-

-

86,50

-

-

**Leganza 2.2i**

## Eng. X22 SE

2198 ccm  
100 kW (143 PS)

98-02

86,00

28

18

1,50

793535-00-4

-

86,00

-

-

**DAEWOO DIESEL****Eng. LDV / LSF**Aveo 1.3 D  
1248 ccm  
55-70 kW (75-95 PS)

11-

69,60  
4

28

18

1,50  
1,50  
2,00792071-00-4  
910 CCL \*  
911 P  
947 EX Nit S

792071-40-4

792071-60-4

-

69,60

-

-

70,00

-

-

70,20

-

-

**Eng. Z 20 DMH**Tosca 2.0 TDCI  
1991 ccm  
110 kW (150 PS)

06-

83,00  
446,3  
-  
-  
-14  
72,4  
-  
MØ=46,7  
-28  
x  
66.8  
T2,00  
2,00  
3,00793580-00-4  
916 Nit S  
911 P  
947 EX Cr P

793580-50-4

\*NEW\*

803528-00-1

RT / KK

\*NEW\*

803528-50-1

83,00

-










-

83,50

-

-



MODEL / ENGINE	YEAR	 Dia. CYL	 VT MT	 Ø x L		 SM-REF	 SM-REF.	 Piston Dia.	 SM-REF.	 SM-REF.
<b>DAEWOO DIESEL</b>										
<b>Eng. D 1146/T</b> engine 9000 ccm 98 kW (133 PS)		<b>111,00</b> 6			3,50 3,00 4,00	<b>791430-00-1</b> 914 Cr * 911 IW Cr 947 EX Nit S	-	111,00	-	-
<b>Eng. D 2366 T</b> D2 A		<b>123,00</b> 6				-	-	123,00	<b>951401-1</b> A=127 L=270 H=8,05 C=133	-
<b>Eng. DV15 T</b> Industrial 14618 ccm		<b>128,00</b> 8			3,50 3,00 5,00	<b>791420-00-1</b> 914 Cr * 911 Cr IW U 947 Cr	-	128,00	-	-
					3,50 3,00 4,00	<b>791421-00-1</b> 914 Cr * 911 Cr IW U 947 EX Cr	-	128,00	-	-
<b>DAF</b>										
<b>55 1.1 Marathon</b> <b>66 1.1</b> <b>66 1.1 SL</b> <b>66 1.1 Marathon</b> Eng. 110E / 110F / 110G 1108 ccm 35-40 kW (48-54 PS)	71-72 72-75 72-75 72-75	<b>70,00</b> 4	40 - - 68	18 x 62 S	1,75 2,00 3,50	<b>793806-00-4</b> 910 IF Cr 931 P 947 EX P	<b>803842-00-1</b> *NEW	70,00	<b>953842-4</b> *NEW A=75,15 L=135 H=94,86 C=85,80	<b>813842-4</b> *NEW
<b>66 1300 Marathon</b> Eng. 810.03 / 25 / 26 / 29 Eng. B13,05 1289 ccm 29-40 kW (40-54 PS)	73-75	<b>73,00</b> 4			1,75 2,00 4,00	<b>793807-00-4</b> 910 Cr * 911 P 947 EX	-	73,00	-	-
						<b>793807-50-4</b>	-	73,50	-	-
					1,75 2,00 4,00	<b>793826-00-4</b> 910 Cr * 931 P 3PC Cr	-	73,00	-	-
<b>DAF DIESEL</b>										
<b>Eng. DJ5 T</b> Serie 400 / LDV 2446 ccm 76-96 kW (103-130 PS)	96-	<b>92,00</b> 4	49,84 - - 82	34 x 68 T	3,00 1,75 3,50	<b>793740-00-4</b> 914 Cr * 911 P 947 EX Cr	<b>803707-00-1</b> RT / HA / KK <b>803707-50-1</b>	92,00 92,50	- -	- -
				<b>94,00</b> 4			2,00 2,00 4,00	<b>793714-00-4</b> 910 Cr * 931 947 EX Cr <b>793714-40-4</b>	- -	94,00 94,40



MODEL / ENGINE

YEAR

Dia.  
CYL

Ø x L



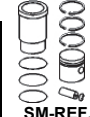
SM-REF



SM-REF.

Piston  
Dia.

SM-REF.



SM-REF.

**DAF DIESEL****Eng. XD3 T**Serie 400 ET  
2498 ccm  
71 kW (96 PS)94,00  
43,00 914 Cr \*  
2,00 911 P  
4,00 947 EX Cr

793718-00-4

-

94,00

-

-

793718-40-4

-

94,40

-

-

**Eng. CT108 L**45.150  
5880 ccm  
95-120 kW (130-163 PS)

91-

102,00  
63,00 914 Cr \*  
2,38 911 IF P  
4,00 947 EX Cr

791314-00-2

-

102,00

-

-

**Eng. DF 615**

900 / 1100 / 1200 / 1400 / 1600

**Eng. DT 615 / DTD 615**A1600 DF / A1700 / 1800  
6170 ccm  
45-123 kW (61-168 PS)

66-93

104,17  
6

81,92

38

2,50 910 Cr P  
2,50 911 P  
2,50 911 P  
6,00 946 EX P  
6,00 946 P

791310-00-2

801301-00-1

104,17

951301-1

811301-1

A=109,01  
L=239  
H=8,05  
C=117

RT

66-78

-

x

-2,3  
-23,15  
132,7**Eng. DNTD 620**

F 1700 / FA 1100 / FA 1300

**Eng. DNS 620**

F 1700 / 1900

**Eng. DNT 620**

F 1900 / FA 1300

**Eng. NS 133 M**

65 CF 180 / 65.180

**Eng. NS 156 M**

65 CF 210

**Eng. NS 177**

65 CF 240

**Eng. NS 156 G****Eng. NT 133**

F 1700 / 1900

FA 1300

6239 ccm

116-156 kW (158-212 PS)

104,17  
63,00 914 Cr \*  
2,50 911 P  
4,00 947 EX Cr

791311-00-2

-

104,17

951301-1

A=109,01  
L=239  
H=8,05  
C=117

-

**Eng. NS 156 L**

65.210

**Eng. NS 133 L**

65.180

6240 ccm

133-156 kW (180-210 PS)



MODEL / ENGINE

YEAR



Dia.  
CYL



Ø x L



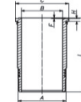
SM-REF



SM-REF.



Piston  
Dia.



SM-REF.



SM-REF.

**DAF DIESEL**

**Eng. PX-5 112 / 135 / 157**

**Eng. FR 103 / 118 S1**

**Eng. FR 136 / 152 S1**

Series New LF 150 / 180 / 210

Series LF 45.140 / 45.160 / 45.190

Series LF 55.190 / 55.210

Euro 4

4461/4500 ccm

103-157 kW (140-210 PS)

14-  
01-  
01-

**107,00**  
4

3,00  
2,50  
3,50

**790815-00-2**

914 CCL \*

911 IF U Cr

947 EX Cr

-

107,00

-

-

**Eng. GR 165 / 184 S1**

**Eng. GR 210 / 220 S1**

Euro 4

Series LF 45.220 / 45.220

Series LF 55.220 / 55.250 / 55.290

Series LF 65.300

**Eng. PX-7 164 / 172 / 186**

**Eng. PX-7 194 / 208 / 217**

**Eng. PX-7 231 / 239**

Euro 6

Series New CF 220 / 230 / 250

260 / 280 / 290 / 310 / 320

Series New LF 220 / 230 / 250

260 / 280 / 290 / 310 / 320

6690/6691 ccm

164-239 kW (220-310 PS)

14-  
14-

**107,00**  
6

**790815-50-2**

-

107,50

-

-

**Eng. DH825**

Series F 2000

Series F 2005

Series F 2100 / 2200 / 2300 / 2305

Series F 2103

Series F 2105

Series F 2205

Series SB 2005

8250 ccm

115-184 kW (156-250 PS)

68-79  
72-79  
78-81  
82-91  
78-91  
73-79  
80-93

**118,00**  
6

3,00  
3,00  
3,00  
6,00

**791302-00-1**

910 Cr P S

911 P

911 P

947 EX Cr

-

118,00

-

-



MODEL / ENGINE

YEAR

Dia.  
CYLVT  
MT

Ø x L



SM-REF



SM-REF.

Piston  
Dia.

SM-REF.



SM-REF.

**DAF DIESEL****Eng. DH / DHB / DHR 825****Eng. DHS 825 / 825 SM****Eng. DHT 825****Eng. DHTD 825****Eng. DHU 825****Eng. DU 825****Eng. H 825 / S 825**

Series A 2000

Series AZ 1900

Series F 1602

Series F 1800 / 2305

Series F 2000 / 2005 / 2100 / 2103

Series F 2105 / 2200 / 2205 / 2300

Series F 2303

Series F 2500 / 2505 / 2525 / 2535

Series FB 2100

Series SB 2000 / 2005

Series SB 2300 / 2305

Series TB 2100

8250 ccm

105-217 kW (143-294 PS)

**Eng. RS 180 L****Eng. RS 200/222 L ATi**

Euro 1

8661 ccm

180-222 kW (245-302 PS)

**Eng. PE 183 C****Eng. PE 212 C****Eng. PE 235 C**

Euro 3

**Eng. PF 183 M****Eng. PF 212 M****Eng. PF 235 M**

Euro 2

9200 ccm

183-235 kW (249-320 PS)

118,00

6

3,50

914 Cr \*

3,00

911 P

3,00

911 P

6,00

947 EX Cr

-

118,00

**951302-1**

A=123,5

L=262

H=10,05

C=133,6

-

**Eng. RS 180 / 200 / 222**

75.240 / 75.300

DB 250 RS

**Eng. RS 180 / 200 / 222 L****Eng. RS 180 / 200 / 222 M**

75.240 / 75.270 / 75.300

8650 ccm

180-222 kW (245-302 PS)

92-98

118,00

6

3,50

914 Cr \*

3,00

911 P

4,00

947 EX Cr

-

118,00

-

-

**Eng. PE 228 C Euro 3**

75.310

CF 75.310

9200 ccm

228 kW (310 PS)

00-

01-

118,00

6

3,50

916 Cr \*

3,00

911 P

4,00

947 EX Cr

-

118,00

**951305-1**

A=123,51

L=262,20

H=6,06

C=130,60

-

**Eng. PE 265 C Euro 3**

75.310

9200 ccm

265 kW (360 PS)

00-



MODEL / ENGINE

YEAR

Dia.  
CYLVT  
MT

Ø x L



SM-REF



SM-REF.



Dia.



SM-REF.



SM-REF.



SM-REF.

**DAF DIESEL**

**Eng. DKX / DKXE / ATI**  
**Eng. DKZ / DKSE 1160**  
 ATI3300 / 3305 / 3325 / 3603  
 3605 / 3625  
 11630 ccm  
 212-274 kW (288-373 PS)

84-

130,00  
6101  
-  
-4  
-29,1  
169,552  
x  
1063,16  
3,16  
3,16  
6,33

**791304-00-1**  
 916 Cr \*  
 911 P  
 911 P  
 947 EX Cr

**801305-00-1**  
 RT / HA / AK

130,00

**951303-1**  
 A=136,03  
 L=288,3  
 H=10,05  
 C=143,6

**811305-1**

**Eng. ATI 1160**  
 11630 ccm  
 212-274 kW (288-373 PS)

130,00  
63,16  
3,16  
6,33

**791306-00-1**  
 916 Cr \*  
 911 P  
 947 EX Cr

-

130,00

-

-

**Eng. XF 250 M / XF 280 M**  
**Eng. XF 315 M / XF 355 M**

Euro 2  
 85.340 / 85.380 / 85.430  
 95.380  
 95.430 / 95.480  
 12583 ccm  
 250-355 kW (340-483 PS)

98-  
97-02  
97-130,00  
695  
-  
-1  
-21,7  
143  
-  
MØ=82  
-52  
x  
106  
T4,00  
3,16  
4,00

**791307-00-1**  
 916 Cr \*  
 911 P  
 947 EX Cr

**801307-00-1**  
 RT

130,00

**951303-1**  
 A=136,03  
 L=288,3  
 H=10,05  
 C=143,6

**811307-1**

**Eng. DKSE / DKS / DKV**  
**Eng. DKVL / DKSB**  
**Eng. DKFL / DKXE**  
**Eng. DHS / DKZ 1160**

DKS 325 / 340 / 360 / 380  
 390 / 450 / 475 / 500 / 540  
 FA / FAR / FAT / FT 2800  
 2805 / 3300 / 3305 / 3325  
 11630 ccm  
 139-260 kW (189-354 PS)

73-

130,00  
6101  
-  
-4/-4  
-29,1  
169,5  
-  
MØ=74,5  
-48  
x  
1113,16  
3,16  
3,16  
6,33

**791304-00-1**  
 916 Cr \*  
 911 P  
 911 P  
 947 EX Cr

**801304-00-1**  
 RT / HA / AK

130,00

**951303-1**  
 A=136,02  
 L=288,5  
 H=10  
 C=143,6

**811304-1****Eng. DKT / DKTD**

DKTL 1160  
 DKTD 325 / 360 / 380 / 390  
 392 / 447 / 450 / 475 / 500  
 540 / 2200 / 2600 / 2605  
 11630 ccm  
 185-198 kW (252-270 PS)

73-86

**Eng. WS 225 / 259 / 282**

95.310 / 380  
 95.350  
 11622 ccm  
 225-282 kW (306-383 PS)

87-98  
87-90130,00  
6101  
-  
-0,8/-1,5  
-29,42  
155  
-  
MØ=75  
-52  
x  
1064,00  
3,16  
4,00

**791312-00-1**  
 914 Cr \*  
 911 Cr  
 947 EX Cr

**801308-00-1**  
 RT

130,00

-

-

**Eng. WD 259**  
**Eng. WS 242 / 268**  
**Eng. WS 295 / 315**

FA 85.330 / FA / FAR  
 FAT / FT / FTG / FTS  
 FTT 95.310-430  
 ATI / Marine engine  
 11622-11630 ccm  
 225-315 kW (306-428 PS)

88-

130,00  
64,00  
3,16  
4,00

**791312-00-1**  
 914 Cr \*  
 911 Cr  
 947 EX Cr

-

130,00

-

-



MODEL / ENGINE

YEAR

Dia.  
CYL

Ø x L



SM-REF



SM-REF.

Piston  
Dia.

SM-REF.



SM-REF.

**DAF DIESEL**

**Eng. MX 300 S Euro 4/5**  
**Eng. MX 340 S Euro 4/5**  
**Eng. MX 375 S Euro 4/5**

XF 105.410 / .460 / .510  
 CF 85.410 / .460 / .510  
 Phoenix 410 / 460 / 510  
 12900 ccm  
 300-375 kW (408-510 PS)

06-  
 06-  
 11-

**130,00**  
 6

4,00  
 3,16  
 4,00

**791316-00-1**  
 914 IF CCL \*  
 911 P  
 947 EX Cr

-

130,00

**951304-1**  
 A=146  
 L=266,9  
 H=12,03  
 C=157,6  
 F=0,95  
 X=15,10

-  
**921304-1**  
 1 x EP 1,45  
 2 x EP 5,0  
 1 x EP 5,0

**951306-1**  
 A=146  
 L=266,9  
 H=12,28  
 C=157,6  
 F=0,95  
 X=15,0

-  
**921304-1**  
 1 x EP 1,45  
 2 x EP 5,0  
 1 x EP 5,0

**951307-1**  
 A=146  
 L=266,9  
 H=12,53  
 C=157,6  
 F=15  
 X=15,0

-  
**921304-1**  
 1 x EP 1,45  
 2 x EP 5,0  
 1 x EP 5,0

**Eng. MX 265/ 300/ 340/ 375**  
 Euro 4/5  
**Eng. MX-13 303 / 340 / 375**  
 Euro 6  
 12900 ccm  
 303-375 kW (412-510 PS)

**130,00**  
 6

-

-

130,00

**951304-1**  
 A=146  
 L=266,9  
 H=12,03  
 C=157,6  
 F=0,95  
 X=15,10

-  
**921304-1**  
 1 x EP 1,45  
 2 x EP 5,0  
 1 x EP 5,0

**951306-1**  
 A=146  
 L=266,9  
 H=12,28  
 C=157,6  
 F=0,95  
 X=15,0

-  
**921304-1**  
 1 x EP 1,45  
 2 x EP 5,0  
 1 x EP 5,0

**951307-1**  
 A=146  
 L=266,9  
 H=12,53  
 C=157,6  
 F=15  
 X=15,0

-  
**921304-1**  
 1 x EP 1,45  
 2 x EP 5,0  
 1 x EP 5,0

**DAIHATSU**

**Boon / Cuore / Sirion**  
 Eng. 1KR-FE  
 998 ccm  
 50-53 kW (68-71 PS)

05-

**71,00**  
 3

26,5  
 2,8  
 -  
 -3,6  
 47,1  
 -  
 -  
 -

18  
 x  
 47

1,00  
 1,00  
 1,50

**799601-00-3**  
 910 IF Cr S  
 931 P S  
 3PC Cr

**809604-00-1** <sup>\*NEW\*</sup>

71,00

-

-



MODEL / ENGINE

YEAR

Dia.  
CYL

Ø x L



SM-REF



SM-REF.

Piston  
Dia.

SM-REF.



SM-REF.

**DAIHATSU****Eng. DO7**72,00  
31,50  
1,50  
2,80**797034-00-3**  
910 CR \*  
911 P  
3PC Cr

-

72,00

-

-

**797034-50-3**

-

72,50

-

-

**Mira Gino / Storia**Eng. EJ-DE / EJ-VE  
989 ccm  
41-43 kW (55-58 PS)

98-06

72,00  
31,20  
1,20  
2,50**797035-00-3**  
910 IF Cr S P  
931 P  
3PC Cr P

-

72,00

-

-

**797035-50-3**

-

72,50

-

-

**Materia**Eng. K3-VE  
1297 ccm  
68 kW (92 PS)

06-12

72,00  
41,20  
1,20  
2,00**799605-00-4**  
910 Cr S  
931 P  
3PC Nit P

-

72,00

-

-

**Gran-Max****Luxio****Taruna****Terios**Eng. 3SZ-VE  
1495 ccm  
80 kW (108 PS)09-  
04-06  
06-72,00  
41,20  
1,20  
2,00**799612-00-4**  
910 IF Cr S  
931 P  
3PC Nit P

-

72,00

-

-

**799612-50-4**

-

72,50

-

-

**Extol 1.3i 16V**  
**Terios / YRV 1.3i 16V**  
**bB 1.3i 16V**Eng. K3VE / K3VET  
1298 ccm  
63-95 kW (86-129 PS)99-  
00-  
05-72,00  
41,20  
1,20  
2,00**797038-00-4**  
910 IF Cr S P  
931 P  
3PC Nit

-

72,00

-

-

**Sirion 1.3i 16V**Eng. K3VE2  
1298 ccm  
75 kW (102 PS)

00-

**Charade VIII 1.33 16V**Eng. 1NR-FE  
1329 ccm  
73 kW (99 PS)

11-

72,50  
41,00  
1,00  
2,00**799625-00-4**  
910 Nit S  
911 P S  
3PC Nit

-

72,50

-

-

**799625-00-4**

-

73,00

-

-

**Eng. CB-10 / CB-20**Charade G10  
993 ccm76,00  
31,50  
1,50  
2,80**797016-00-3**  
911 Cr  
911 P  
3PC Cr

-

76,00

-

-











**Charade**Eng. CB90  
997 ccm76,00  
31,50  
1,50  
2,80**797025-00-3**  
910 Nit S  
911 Cr  
3PC Nit

-

76,00

-

-

 <b>MODEL / ENGINE</b>	<b>YEAR</b>	 <b>Dia.</b> <b>CYL</b>	 <b>VT</b> <b>MT</b>	 $\varnothing \times L$		 <b>SM-REF</b>	 <b>SM-REF.</b>	 <b>Piston</b> <b>Dia.</b>	 <b>SM-REF.</b>	 <b>SM-REF.</b>
<b>DAIHATSU</b>  <b>Charade</b> Eng. HC 993 ccm 37-41 kW (50-56 PS)  <b>Ferosa / Charade</b> <b>Rocky</b> Eng. HD 1589 ccm 55-77 kW (75-105 PS)	77-86	76,00 4			1,20 1,50 3,00	797026-00-4 910 IF Cr S 931 P 3PC Nit	-	76,00	-	-
<b>Charmant</b> Eng. T 1407 ccm 70 kW (95 PS)	74-78	80,00 4			1,50 2,00 4,00	799621-00-4 910 Cr S 911 P 3PC Cr	-	80,00	-	-
<b>DETROIT DIESEL</b>  <b>Eng. 8.5L 519 SOHC TD L4</b> Series 50 16V  <b>Eng. 11.1L 677 SOHC TD L6</b> Series 60 24V  <b>Eng. 12.7L 774 SOHC TD L6</b> Series 60 24V		130,00 6			2,40 4,00 4,00	790002-00-1 914 CCL P S 917 CR IW P * 947 EX Nit S	-	130,00	-	-
<b>Eng. DD13</b> 112 / 114 SD 450 HP Cascadia 122 SD 4700 / 4800 / 4900 / 5700 XE /6900 12809 ccm 310-375 kW (421-510 PS)	11- 17- 11- 11- 11-	132,00 6			3,50 2,50 3,50	791278-00-1 914 CCL * 911 IW U Cr * 947 EX CCL *	-	132,00	-	-
<b>DONG FENG</b>  <b>Eng. WD 615</b>		126,00 6			3,45 3,00 4,00	790030-00-1 914 IF Cr P * 911 IF U Cr P 947 EX Cr P	-	126,00	-	-





MODEL / ENGINE

YEAR	Dia. CYL	65,2 - -20 115,7 MØ=55	36 x 82,5	3,00 3,00 3,00 5,50 5,50	SM-REF	SM-REF.	Piston Dia.	SM-REF.	SM-REF.		
<b>FAP-FAMOS</b>  <b>Eng. OM 352 / 353</b> .906 / 949 / 968 L408 / 508 / LS508 / LP608 LT608 / L613 / 710 / 809 L810 / LP808 / 811 / 813 911B / 913 / 1013 / 1113B L1213 / LP1313 / 1413 L1513 / 1613 / O302 / 309 O312 / 321 / 322 Tractor 65 / 70 / 700 / 800 LS911 / LPS911 / LS1113 LPS1113 / 1100 / 1300 U54-U425 / U900-900 5673 ccm 96 kW (130 PS)	-73	<b>97,00</b> 6	65,2 - -20 115,7 MØ=55	36 x 82,5	3,00 3,00 3,00 5,50 5,50	<b>791017-00-1</b> 916 Cr * 911 P 930 P 947 EX Cr 946	<b>801031-00-1</b> RT	97,00	<b>951030-1</b> A=101 L=222 H=5,2 C=104 semi	-	
	64-81		64,8 - -20 115,3 MØ=55			<b>791017-50-1</b>	<b>801031-50-1</b>	97,50	<b>951067-1</b> A=100,4 L=222 H=5,1 C=103,5 semi	-	
			64,6 - -20 115,1 MØ=55			<b>791017-10-1</b>	<b>801032-00-1</b> RT	98,00	<b>951067-50-1</b> A=102,00	-	
									<b>951067-10-1</b> A=103,00	-	
	<b>Eng. OM 352 / 353</b> .900 / 04 / 06 / 07 / 09 / 11 / 14 .32 / 33 / 41-46 964-70 / 76 981-84 / 86 / 89 / 90 L408 / 508 / LS508 / LP608 LT608 / L613 / 710 / 809 L810 / LP808 / 811 / 813 911B / 913 / 1013 / 1113B L1213 / LP1313 / 1413 L1513 / 1613 / O302 / 309 5675 ccm 110-124 kW (125-168 PS)	74-82	<b>97,00</b> 6	65,2 - -20 115,7	36 x 82,5	3,00 3,00 3,00 5,50	<b>791030-00-1</b> 916 Cr * 911 P 911 P 947 EX Cr	<b>801075-00-1</b> RT	97,00	<b>951030-1</b> A=101 L=222 H=5,2 C=104 semi	-
				64,9 - -20 115,4			<b>791030-50-1</b>	<b>801075-50-1</b>	97,50	<b>951067-1</b> A=100,4 L=222 H=5,1 C=103,5 semi	-
				64,6 - -20 115,1			<b>791030-10-1</b>	<b>801075-10-1</b> RT	98,00	<b>951067-50-1</b> A=102,00	-
										<b>951067-10-1</b> A=103,00	-



MODEL / ENGINE

YEAR

Dia.  
CYL

SM-REF



SM-REF.

Piston  
Dia.

SM-REF.



SM-REF.

**FAP-FAMOS****Eng. OM 352 A**

353.909-914 / 950-954  
970-972 / 976  
1013 / 1113 / 1213 / 1313  
1513 / 1613 / 1813 / 917  
1017 / 1217 / 1417 / 1617  
MB Trac 300 / 1100 / 1300  
5675 ccm  
92-127 kW (125-173 PS)

71-82

97,00  
665,2  
-  
-2,2  
-20  
105,236  
x  
82,52,50  
2,50  
4,00

916 Cr \*  
911 IW U P  
947 EX Cr

801072-00-1  
RT

97,00

951030-1  
A=101  
L=222  
H=5,2  
C=104  
semi

-

791031-50-1

801072-50-1  
RT

97,50

951067-1  
A=100,4  
L=222  
H=5,1  
C=103,5  
semi

-

791031-10-1

801072-10-1  
RT

98,00

951067-50-1  
A=102,00

-

951067-10-1  
A=103,00

-

**Eng. OM 364**

.900 / 06 / 07 / 12  
3972 ccm  
66/85 kW (90/115 PS)

84-

97,50  
462,8  
-  
-  
-22,7  
107,836  
x  
82,52,50  
2,50  
4,00

916 Cr \*  
911 IW U P  
947 EX Cr

801078-00-1  
RT

97,50

951067-1  
A=100,4  
L=222  
H=5,1  
C=103,5  
semi

-

**Eng. OM 366**

.900 / 05 / 07 / 09 / 10 / 12 / 14  
.917 / 19 / 30 / 33

84-

97,50  
6

MØ=48

791044-25-1

-

97,75

-

-

791044-50-1

801078-50-1

98,00

951067-50-1  
A=102,00

-

951067-10-1  
A=103,00

-

**Eng. OM 364 A**

.901 / 50 / 52 / 54 / 80 / 81

**Eng. OM 364 LA**

.901 / 50 / 52 / 54 / 80 / 81  
1717/Unimog 90/110/140/811  
3972 ccm  
85-129 kW (115-175 PS)

84-

97,50  
462,8  
-  
-22,35  
107,8  
MØ=5636  
x  
82,52,50  
2,50  
4,00

916 Cr \*  
911 IW U P  
947 EX Cr

801066-00-1  
RT

97,50

951067-1  
A=100,4  
L=222  
H=5,1  
C=103,5  
semi

-

791044-25-1

-

97,75

-

-

791044-50-1

801066-50-1

98,00

951067-50-1  
A=102,00

-

951067-10-1  
A=103,00

-

**Eng. OM 366 A**

.901 / 51 / 53 / 55 / 57 / 60  
.962 / 65 / 71 / 74

**Eng. OM 366 LA**

.901 / 80 / 81 / 83 / 88 / 90 / 92  
.994 / 97  
817/917 / 1117 / 1217 / 1317  
1417 / 1617 / O301 / O402  
1119 / 1120 / 1317 / 1320  
1619 / 1620 / 2219 / 2220  
5958 ccm  
125/148 kW (170/201 PS)

84-

97,50  
62,50  
2,50  
4,00

916 Cr \*  
911 IW U P  
947 EX Cr

801066-00-1  
RT

97,50

951067-1  
A=100,4  
L=222  
H=5,1  
C=103,5  
semi

-

791044-25-1

-

97,75

-

-

791044-50-1

801066-50-1

98,00

951067-50-1  
A=102,00

-

951067-10-1  
A=103,00

-



MODEL / ENGINE

YEAR

Dia.  
CYL

Ø x L



SM-REF



SM-REF.

Piston  
Dia.

SM-REF.



SM-REF.

**FAP-FAMOS****Eng. OM 364 Euro 1**.918 - 921  
3972 ccm  
63 kW (86 PS)

92-

97,50  
462,8  
-  
-  
22,38  
107,836  
x  
82,52,50  
2,50  
4,00791044-00-1  
916 Cr \*  
911 IW U P  
947 EX Cr801068-00-1  
RT

97,50

951067-1  
A=100,4  
L=222  
H=5,1  
C=103,5  
semi

-

**Eng. OM 366 Euro 1**.901-913 / 15 / 16  
5958 ccm  
95-100 kW (129-132 PS)

92-

97,50  
6

MØ=43

791044-25-1  
791044-50-1-  
-

97,75

98,00

951067-50-1  
A=102,00

-

951067-10-1  
A=103,00

-

**Eng. OM 364 LA**.901-504 Euro 1  
814  
3970 ccm  
102 kW (139 PS)

93-

97,50  
662,8  
-  
-  
-22,6  
107,836  
x  
82,5  
T2,50  
2,50  
4,00791044-00-1  
916 Cr \*  
911 IW U P  
947 EX Cr801069-00-1  
RT

97,50

97,75

98,00

951067-1  
A=100,4  
L=222  
H=5,1  
C=103,5  
semi

-

951067-50-1  
A=102,00

-

951067-10-1  
A=103,00

-

**Eng. OM 366 LA****Eng. OM 366 LA**356.979 / 89 / 91 / 99 / Euro 1  
356.978 / 86 / 87 / 90 / 92  
.996 / Euro 1  
1120 / AF / F / 1224 AF / 1320  
1520 / 1720 / 1820 / 1920  
5955 ccm  
155/177 kW (211/240 PS)

93-

93-

791044-25-1  
791044-50-1-  
-951067-50-1  
A=102,00

-

951067-10-1  
A=103,00

-

**Eng. 2F-B / 2 FU-B**142/147 kW (173/200 PS)  
11040 ccm

80-

125,00  
63,50  
3,00  
6,00790015-00-1  
914 Cr P \*  
911 P  
947 EX Cr-  
-

125,00

-

-

**Eng. 2 FP-B / 2 FUP-B**170/191 kW (231/260 PS)  
11040 ccm

80-

**OM 441 A**O 303  
10960 ccm  
200 kW (272 PS)

89-

128,00  
63,00  
3,00  
4,00791033-00-1  
916 Nit S  
911 IW U Cr  
947 EX Cr-  
-

128,00

-

-

**OM 442 LA**1644 / 1748 / 1844 / 1944  
2044 / 2244 / 2448 / 2544  
2644 / 3548  
14618 ccm  
320-362 kW (435-492 PS)

85-

128,00  
83,00  
3,00  
4,00791287-00-1  
916 Cr Mo \*  
911 IW U Cr  
947 EX Cr-  
-

128,00










-











-








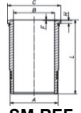

**OM 444 A**Stationary engine  
21920 ccm128,00  
12



MODEL / ENGINE

	YEAR	 Dia. CYL	 VT MT	 GL BU Ø x L		 SM-REF	 SM-REF.	 Piston Dia.	 SM-REF.	 SM-REF.
<b>FIAT</b>										
<b>850</b> Eng. 100 G000 / 002 843 ccm 25/28 kW (34/37 PS)	64-72	<b>65,00</b> 4	30,75 - - 61,25	20 x 54	1,75 2,00 3,94	<b>792005-00-4</b> 910 IF Cr 931 P 948 EX P	<b>802001-00-1</b>	65,00	-	-
<b>127 / 850</b> Eng. 100 GF000	64-85					<b>792005-40-4</b>	<b>802001-40-1</b>	65,40	-	-
<b>Panda</b> Eng. 100 GL000 / ECE 146 903 ccm 25-33,5 kW (35-47 PS)	82-85					<b>792005-60-4</b> <b>802001-60-4</b>	<b>802001-60-1</b> -	65,60 65,80	- -	- -
<b>Panda 750</b> Eng. 156 A 4.000 Eng. M 204 AA.07.0 Eng. 145 A 4.000 770 ccm 25 kW (34 PS)	86-97	<b>65,00</b> 4			1,50 1,50 3,00	<b>792061-00-4</b> 910 IF S 911 P 3PC Cr	-	65,00	-	-
<b>Cinquecento 0.9 i.e.</b> Eng. 170 A1.000 Eng. 170 A1.046 843 ccm 25-36 kW (34-49 PS)	91-93					<b>792061-40-4</b>	-	65,40	-	-
<b>500 D</b> Eng. 110 D.000 / F.000 499 ccm 13 kW (18 PS)	60-65	<b>70,00</b> 2			2,00 2,00 3,50	<b>792043-00-2</b> 910 IF Cr 931 P 947 EX P	-	70,00	-	-
<b>Panda 1000</b> <b>Uno 45</b> <b>Panda / Uno</b> <b>Uno</b> Eng. M 204 BA Eng. M 156 A2 / A3 Eng. M 204 AA / 156 A 999 ccm 33/37 kW (45/50 PS)	85-93 85-90 85- 88-	<b>70,00</b> 4	33,9 - - -0,5 57,4	17,98 x 53	1,50 1,50 3,00	<b>792062-00-4</b> 910 IF Cr * S 911 Fe 3PC Cr	<b>802002-00-1</b>	70,00	-	-
						<b>792062-40-4</b>	<b>802002-40-1</b>	70,40	-	-
<b>Cinquecento 1.1 I</b> <b>Panda I 1100</b> <b>Panda II 1.1</b> <b>Punto I 1.1</b> <b>Seicento 1.1</b> Eng. 176 A6.000 / B2.000 Eng. M 204 AA 11.0 Eng. 187 A1.000 1108 ccm 37-42 kW (50-57 PS)	94-98 95-04 03-11 93-00 98-10	<b>70,00</b> 4	30 - -0,7 -1,5 50 - MØ=60	17,98 x 53	1,20 1,20 2,50	<b>792083-00-4</b> 910 IF Cr S 911 P 3PC Cr	<b>802036-00-1</b>	70,00	-	-
						<b>792083-40-4</b>	<b>802036-40-1</b>	70,40	-	-
						<b>792083-80-4</b>	-	70,80	-	-
<b>Brava / Bravo / Doblo</b> <b>Marea / Palio / Panda</b> <b>Punto / Siena / Stilo</b> <b>Strada</b> Eng. 176 A7.000 / A8 / B4 Eng. B9 / 178 B5 / E2 / 182 B2 Eng. 188 A4 / A5 / 223 A5 1242 ccm 44-63 kW (60-86 PS)	93-	<b>70,80</b> 4	28 - -1,4 -2,1 48 - MØ=60	18 x 53	1,20 1,20 2,50	<b>792084-00-4</b> 910 IF Cr S 911 P 3PC Cr	<b>802022-00-1</b>	70,80	-	-
						<b>792084-40-4</b>	<b>802022-40-1</b>	71,20	-	-
						<b>792084-60-4</b>	<b>802022-60-1</b>	71,40	-	-

 <b>MODEL / ENGINE</b>	<b>YEAR</b>	 <b>Dia.</b> <b>CYL</b>	 <b>VT</b> <b>MT</b>	 <b>Ø x L</b>		 <b>SM-REF</b>	 <b>SM-REF.</b>	 <b>Piston</b> <b>Dia.</b>	 <b>SM-REF.</b>	 <b>SM-REF.</b>
<b>FIAT</b>										
<b>Brava 1.2 16V</b>	00-01	<b>70,80</b>	28	17,98		<b>792084-00-4</b>	<b>802026-00-4</b>	70,80	-	-
<b>Bravo I 1.2 16V</b>	00-01	4	-	x	1,20	910 IF Cr S				
<b>Idea 1.2 16V</b>	04-		-2,2/-3	49	1,20	911 P				
<b>Palio / Siena 1.2</b>	01-		-5,10		2,50	3PC Cr				
<b>Punto 1.2 16V</b>	99-		48							
<b>Siena 1.2</b>	01-		-			<b>792084-40-4</b>	<b>802026-40-1</b>	71,20	-	-
Eng. 188 A5.000 Euro 3 Fire			MØ=60							
1242 ccm			-			<b>792084-60-4</b>	<b>802026-60-1</b>	71,40	-	-
59 kW (80 PS)										
<b>500 / 500 Abarth</b>	07-	<b>72,00</b>				<b>792095-00-4</b>	-	72,00	-	-
<b>Bravo / Doplo / Idea</b>		4			1,00	910 IF Nit S				
<b>Linea / Panda / Punto</b>					1,20	931 P				
Eng. M 671 AA.14 Z					2,00	3PC Nit P				
1368 ccm						<b>792095-40-4</b>	-	72,40	-	-
57-114 kW (77-155 PS)										
<b>Doblo 1.4</b>	05-10	<b>72,00</b>	26	17,98		<b>792095-00-4</b>	<b>802035-00-1</b>	72,00	-	-
<b>Fiorino 1.4</b>	10-	4	-	x	1,00	910 IF Nit S				
<b>Idea 1.4 i</b>	05-08		-2,20/-2,20	49	1,20	931 P				
<b>Idea 1.4 LPG</b>	09-11		-4,9		2,00	3PC Nit P				
<b>Linea 1.4 i</b>	07-		49							
<b>Panda II 1.4</b>	09-12		-			<b>792095-40-4</b>	<b>802035-40-1</b>	72,40	-	-
<b>Punto Evo 1.4</b>	09-12		MØ=66							
<b>Punto III 1.4</b>	12-		-							
<b>Punto/Grande Punto 1.4</b>	05-11									
<b>Siena 1.4</b>	07-									
Eng. 350 A1.000										
1368 ccm										
55-57 kW (75-78 PS)										
<b>Bravo II 1.4 T-Jet</b>	07-	<b>72,00</b>				<b>792013-00-4</b>	-	72,00	-	-
<b>Punto 1.4 16V</b>	07-12	4			1,20	910 CCL *				
<b>Grande Punto 1.4 16V</b>	07-12				1,20	931 P				
<b>Doblo Box Body/Estate 1.4</b>	11-				2,00	947 EX Cr *				
<b>Doblo Box Body Estate 1.4</b>	10-									
<b>Natural Power</b>						<b>792013-20-4</b>	-	72,20	-	-
<b>Doblo MPV 1.4 /</b>	10-									
<b>Natural Power</b>										
<b>Linea 1.4 T-Jet / Punto</b>	07-									
<b>Grande Punto 1.4 T-Jet</b>										
<b>Bravo II 1.4 16V</b>	08-									
<b>Punto</b>	07-									
<b>Grande Punto 1.4 Abarth</b>	07-									
<b>Punto Evo 1.4 Abarth</b>	08-12									
<b>500 1.4 Abarth</b>	08-									
<b>500 C 1.4 / Abarth</b>	09-									
Eng. 198 A1.000 / A4.000										
Eng. 198 A7.000 / 199 A8.000										
Eng. 312 A1.000 / A3.000										
Eng. 955 A8.000 Euro 5										
1368 ccm										
88-132 kW (135-180 PS)										

MODEL / ENGINE	YEAR	 Dia. CYL	 VT MT	 Ø x L		 SM-REF	 SM-REF.	 Piston Dia.	 SM-REF.	 SM-REF.
<b>FIAT</b>										
<b>131 1.3 Mirafiori</b>	74-81	<b>76,00</b>	38	22		<b>792802-00-4</b>	<b>802801-00-1</b>	76,00	-	-
<b>131 Familiare 1.3 Miraf.</b>	75-78	4	-	x	1,50	910 Cr S				
<b>131 Panorama 1.3 Miraf.</b>	75-78		-	71	2,00	930 P				
<b>131 1.3 Super Mirafiori</b>	78-80		-		3,94	947 EX Cr P				
Eng. 131 A6.000			77							
Eng. 131 B.000			-			<b>792802-40-4</b>	<b>802801-40-1</b>	76,40	-	-
1297 ccm			-			<b>792802-60-4</b>	-	76,60	-	-
40-60 kW (54-81 PS)			-			<b>792802-80-4</b>	<b>802801-80-1</b>	76,80	-	-
<b>Sedici 1.6 16V / 4x4</b>	06-14	<b>78,00</b>				<b>799432-00-4</b>	-	78,00	-	-
Euro 4/5		4			1,20	910 Cr S Fe				
Eng. M16A					1,20	931 P				
1586 ccm					2,50	3PC Cr				
79-88 kW (107-120 PS)						<b>799432-50-4</b>	-	78,50	-	-
<b>128</b>		<b>80,00</b>	34,7	22		<b>792022-00-4</b>	<b>802007-00-1</b>	80,00	-	-
<b>Ritmo 60 / Uno 55</b>	78-85	4	-0,6	x	1,50	910 IF Cr *				
<b>Ritmo Strada (USA)</b>			-2,6	71	2,00	931 P				
<b>Ritmo / ES</b>	83-87		-	S	3,94	947 EX Cr P				
<b>Uno</b>	83-93		77,3							
<b>Uno Selectra</b>	86-					<b>792022-20-4</b>	<b>802007-20-1</b>	80,20	-	-
Eng. 128 A.000 / 128 AC 5.000						<b>792022-40-4</b>	<b>802007-40-1</b>	80,40	-	-
Eng. 138 A.000 / 138 B.000						<b>792022-60-4</b>	<b>802007-60-1</b>	80,60	-	-
Eng. 138 B / C 1.000						<b>792022-80-4</b>	<b>802007-80-1</b>	80,80	-	-
Eng. 146 A 4.000 / 146 A 4.048										
1116 ccm										
40,5-48 kW (55-65 PS)										
<b>Duna Hatchback / Salon 1.4</b>	91-96	<b>80,50</b>	33,3	22		<b>792003-00-4</b>	<b>802003-00-1</b>	80,50	-	-
<b>Elba 1.4</b>	93-95	4	-	x	1,50	910 IF Cr *				
<b>Fiorino Box 1.4</b>	92-96		-3,5	58	1,75	931 P				
<b>Fiorino Box 70 i.e. 1.4</b>	94-01		-2,9		3,00	3PC Cr				
<b>Fiorino Pick Up 1.4</b>			72,8							
<b>Palio 1.4</b>	96-					<b>792003-40-4</b>	<b>802003-40-1</b>	80,90	-	-
<b>Palio Weekend 1.4</b>	97-01									
<b>Siena 1.4 / CAT</b>	96-									
<b>Tempra 1.4 i.e./S.W. 1.4 i.e.</b>	91-96					<b>792081-00-4</b>	-	80,50	-	-
<b>Tipo 1.4</b>	87-95				1,20	910 Nit S				
<b>Tipo 1.4 i.e.</b>	89-95				1,50	911 IF P				
<b>Uno 1.4</b>	91-96				3,00	3PC Cr				
<b>Uno 70 i.e. / 1.4</b>	89-93									
<b>Uno 70 S 1.4</b>	89-92									
Eng. 146 C1.000 / 5.000										
Eng. 159 A2.000										
Eng. 160 A1.000/046/048										
Eng. 178 B2.000 / 178 B2.016										
Eng. 836 A4.000										
1372 ccm										
49-53 kW (67-72 PS)										
<b>Duna Hatchback 1.4 T</b>	91-95	<b>80,50</b>				<b>792072-00-4</b>	-	80,50	-	-
<b>Uno 1.4</b>	89-91	4			1,50	910 IF Cr *				
<b>Uno 1.4 Turbo i.e.</b>	89-96				2,00	931 P				
<b>Punto 1.4 GT Turbo</b>	94-99				3,00	3PC Cr				
Eng. 146 A8.000 / A8.046										
Eng. 176 A4.000 / B6.000										
1372 ccm										
82-98 kW (111-133 PS)										



MODEL / ENGINE

YEAR

Dia.  
CYLVT  
MT

Ø x L



SM-REF



SM-REF.



SM-REF.

Piston  
Dia.

SM-REF.



SM-REF.

## FIAT

**Brava / Bravo / Dopplo**  
**Marea / Multipla**  
**Palio / Steel / Stilo**

Eng. 182 B6.000  
Eng. M645 WA.15.Z  
1596 ccm  
76 kW (103 PS)

80,50  
4

1,20  
1,20  
2,00

**792097-00-4**  
910 Nit S  
931 P  
3PC Nit

-

80,50

-

-

**Brava 1.4 I**  
**Bravo I 1.4 I**  
**Marea 1.4**

Eng. 182 A3.000 / A5.000  
Eng. M 634 AA  
1369/1370 ccm  
55-59 kW (75-80 PS)

95-01  
95-01  
98-00

82,00  
4

1,50  
1,50  
3,00

**790119-00-4**  
910 Cr S  
931 P  
3PC Cr P

-

82,00

-

-

**Brava 1.8 I**  
**Bravo I 1.8 I**  
**Marea 1.8**

Eng. 182 A2000  
1747 ccm  
83 kW (113 PS)

95-01  
95-01  
96-02

82,00  
5

1,20  
1,20  
2,00

**790123-00-4**  
910 Nit S  
911 P  
3PC Cr P

-

82,00

-

-

**Bravo I 2.0**  
**Coupe 2.0 I**  
**Marea 2.0**

Eng. 182 A1.000 / B3.000  
Eng. 182 B7.000 / 185 A8.000  
1998 ccm  
108-113 kW (147-154 PS)

95-98  
96-98  
96-02

82,00  
5

1,20  
1,20  
2,00

**790123-00-4**  
910 Nit S  
911 P  
3PC Cr P

-

82,00

-

-

**Brava 1.8 GT / 16V**  
**Marea 1.8 115 16V**  
**Marea Weekend 1.8**

Eng. 182 A2.000 Euro 2  
1747 ccm  
96 kW (131 PS)

95-01  
96-

82,00  
4

1,20  
1,20  
2,00

**790123-00-4**  
910 Nit S  
911 P  
3PC Cr P

-

82,00

-

-

**Barchetta 1.8 16V**  
**Coupe 1.8 16V**  
**Punto 1.8 130 HGT**

Eng. 183 A1.000  
1747 ccm  
96 kW (131 PS)

95-  
96-00  
99-

82,00  
4

1,20  
1,20  
2,00

**790123-00-4**  
910 Nit S  
911 P  
3PC Cr P

-

82,00

-

-

**Marea 2.0 150 20 V**  
**Marea Weekend 2.0**

Eng. 185 A8.000 Euro 3  
1998 ccm  
113 kW (154 PS)

01-

82,00  
4

1,20  
1,20  
2,00









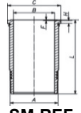
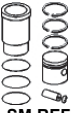
**790123-00-4**  
910 Nit S  
911 P  
3PC Cr P

-

82,00

-

-

 <b>MODEL / ENGINE</b>	YEAR	 <b>Dia.</b> <b>CYL</b>	 <b>VT</b> <b>MT</b>	 <b>GL</b> <b>BU</b> <b>Ø x L</b>	 <b>SM-REF</b>	 <b>SM-REF.</b>	 <b>SM-REF.</b>	 <b>Piston</b> <b>Dia.</b>	 <b>SM-REF.</b>	 <b>SM-REF.</b>	
<b>FIAT</b>											
<b>Barchetta 1.8i 16V</b>	95-	<b>82,00</b> 4				<b>792074-00-1</b>	-	82,00	-	-	
<b>Brava / Bravo 1.8i 16V</b>	96-01										
<b>Marea 1.8i 16V</b>	96-02										
<b>Dedra / Delta 1.8i 16V</b>	96-99			1,50	910 Cr S Fe						
Eng. 182 A2.000 1747 ccm 83 kW (113 PS)				1,50	931 P						
				3,00	3PC Cr						
<b>Brava / Bravo 1.4i 12V</b>	95-98										
<b>Marea 1.4i 12V</b>	96-99										
Eng. 182 A3.000 / 182 A5.000 1369 ccm 59 kW (80 PS)											
<b>Brava / Bravo 2.0i 20V</b>	95-01	<b>82,00</b> 5									
<b>Coupé 2.0i 20V</b>	96-00										
<b>Marea 2.0i 20V</b>	96-99										
Eng. 182 A1.000 / 182 B3.000 Eng. 182 B7.000 1998 ccm 108 kW (147 PS)											
<b>Coupe 2.0 20V Turbo</b>	96-	<b>82,00</b> 5				<b>792085-00-5</b>	-	82,00	-	-	
Eng. 175 A3.000 1998 ccm 162 kW (220 PS)				1,20	910 Nit S						
				1,50	931 P						
				3,00	947 EX Cr						
<b>Kappa 2.4 i 20V</b>	94-98	<b>83,00</b> 5				<b>792088-00-5</b>	-	83,00	-	-	
Eng. 838 A2.000 2446 ccm 129 kW (175 PS)				1,20	910 IF Nit S						
				1,50	931 P						
				3,00	3PC Cr						
<b>Stilo Abarth 2.4i 20V</b>	01-07	<b>83,00</b> 5				<b>792099-00-5</b>	-	83,00	-	-	
<b>Stilo 2.4i 20V</b>	01-03										
Eng. 192 A2.000 2446 ccm 125 kW (170 PS)				1,20	910 IF Nit S						
				1,20	931 P						
				2,00	3PC Cr						
<b>Ulysse 1.8i</b>	95-02	<b>83,00</b> 4	33,3	22		<b>793725-00-4</b>	<b>803750-00-1</b>	83,00	<b>953717-4</b>	<b>813750-4</b>	
<b>Scudo 1.8i</b>	95-		-	x	1,50						910 IF Cr S
Eng. LFW (XU7 JP)				-	62	1,50	931 P				
1762 ccm				-4,13		3,00	3PC Cr				
73 kW (99 PS)				53,3			<b>793725-25-4</b>	-	83,25	-	-
			-								
			MØ=65,57								
			-			<b>793765-00-4</b>	-	83,00	-	-	
					1,50	910 IF Cr S					
					1,50	931 P					
					3,00	947 EX Cr P					
<b>Tipo</b>	91-	<b>84,00</b> 4	39,47	22		<b>792011-00-4</b>	<b>802005-00-1</b>	84,00	-	-	
<b>Tempra</b>	90-			2	x						1,50
Eng. M610LA / 835C			-4,7	69	1,50	931 P					
1756 ccm			-		3,00	947 EX Cr P					
77/81 kW (105/110 PS)			80,97								





MODEL / ENGINE

YEAR

Dia.  
CYLVT  
MT

Ø x L



SM-REF



SM-REF.

Piston  
Dia.

SM-REF.



SM-REF.

## FIAT

<b>131 1.6</b>	74-84	<b>84,00</b>				<b>793712-00-4</b>	-	84,00	-	-
<b>131 1.6 CL</b>	75-78	4			1,50	910 IF Nit S				
<b>131 1.6 Super</b>	78-84				2,00	931 P				
<b>131 1.6 Super Mirafiori</b>	79-82				4,00	3PC Cr				
<b>131 2.0 Abarth Rally</b>	76-80									
<b>131 2.0 Mirafiori</b>	80-84									
<b>131 2.0 Racing</b>	78-81									
<b>132 1.6</b>	76-82									
<b>242 1.6</b>	75-82									
<b>Argenta 1600 / i.e.</b>	81-85									
<b>Brava 2.0</b>	78-80									
<b>Regata 85 1.6</b>	83-90									
<b>Regata 100 1.6</b>	83-86									
<b>Regata 100 Super 1.6</b>	83-90									
<b>Regata Weekend 1.6</b>	83-89									
<b>Regata Weekend 100 1.6</b>	84-90									
<b>Ritmo 1.6</b>	81-87									
<b>Ritmo 100 1.6</b>	85-87									
Eng. 124 B3.000 / 131 A1.000										
Eng. 131 AB.1A.0 / 131 B1.000										
Eng. 131 C2.000 / 131 C3.000										
Eng. 132 C.000 / 132 CB.0A0										
Eng. 132 CD.000 / 132 D.000										
Eng. 138 AR.000 / 138 AR.048										
Eng. 149 A.000 / 149 A2.000										
Eng. 149 A4.000 / 149 C3.000										
1585 ccm										
46-77 kW (63-105 PS)										
<b>Regata 90 i.e. 1.6</b>	87-89									
<b>Regata Weekend 90 i.e. 1.6</b>	87-89									
<b>Tipo 1.6 i.e.</b>	88-91									
Eng. 149 C2.000 / 149 C2.046										
1595 ccm										
66 kW (90 PS)										
<b>124 Spider 1800 Rally Abarth</b>	72-75									
<b>124 Spider 1800 Sport (CS1)</b>	72-77									
<b>132 1.7 GLS</b>	75-77									
<b>132 1.7 Special</b>	72-74									
Eng. 132 A1.000 / 132 AB.000										
Eng. 132 AB.1A.0 / 132 AC1.000										
Eng. 132 AC 4.000 / 132 AS1.000										
Eng. 132 B1.000 / 132 BB.1A.0										
Eng. 132 C1.000 / 132 CB.1A										
1756 ccm										
77-94 kW (105-128 PS)										
<b>Ducato 1.8 / Furgone</b>	82-88									
Eng. XM7 T (169 B)										
1796 ccm										
49 kW (67 PS)										



MODEL / ENGINE

YEAR

Dia.  
CYLVT  
MT

Ø x L



SM-REF



SM-REF.



Dia.



SM-REF.



SM-REF.

**FIAT**

**124 Spider 2000**  
**131 2.0 Super**  
**132 2.0**  
**132 2.0 (132A)**  
**132 2.0 i.e.**  
**Argenta 2000**  
**Argenta 2000 i.e.**  
**Argenta 2000 Volumex**  
**Brava 2.0**  
**Croma 2000 i.e. Turbo**  
**Tempra 2.0**  
**Tempra 2.0 i.e.**  
**Tempra S.W. 2.0**  
**Tempra S.W. 2.0 i.e.**  
**Tempra S.W. 2.0 i.e. 4x4**  
**Tipo 2.0**  
**Tipo 2.0 i.e.**  
 Eng. 131 B2.000 / 131 C4.000  
 Eng. 132 B2.000 / 132 C2.000  
 Eng. 132 C3.000 / 132 C3.031  
 Eng. 132 C3.054 / 132 D1.000  
 Eng. 132 DB.2A.0 / 154 A2.000  
 Eng. 154 C4.000 / 159 A5.046  
 Eng. 159 A6.046 / 159 AC6.046  
 Eng. 834 C.146  
 Eng. M619 AA 2.0  
 Eng. M619 AA2.0CO14  
 1995 ccm  
 60-121 kW (86-165 PS)

78-85  
81-84  
76-81  
1976  
80-82  
78-85  
81-86  
84-85  
78-80  
85-90  
90-98  
90-96  
91-96  
91-95  
92-95  
90-92  
90-95

**84,00**  
4

1,50  
2,00  
4,00

**793712-00-4**  
910 IF Nit S  
931 P  
3PC Cr

-  
84,00

-

-

**Tempra S.W. 1.8 4x4**  
**Tipo 1.8 i.e.**  
**Tipo 1.8 i.e.**  
 Eng. 159 A4.000 / 159 A4.046  
 Eng. 835 C2.000  
 1756 ccm  
 76 kW (103 PS)

92-96  
90-95  
94-95

**84,00**  
4

1,50  
1,50  
3,00

**792011-00-4**  
910 IF Nit S  
931 P  
947 EX Cr P

-  
84,00

-

-

**Croma i.e. (CH)**  
**Coupé 2.0 16V**  
**Croma 2000 16V**  
**Tipo 2.0 i.e. 16V Sport**  
 Eng. 160 A8 046 / 154 E1.000  
 Eng. M 601 SA.20.A  
 Eng. M 615 KA.20.C  
 Eng. M 619 AA.20 A  
 Eng. 836 A3.000  
 Eng. C 014 / M 611 / CA.20.A  
 1995 ccm  
 84,5 - 109 kW (115-148 PS)

87-89  
93-96  
92-96  
93-95

**Coupé 2.0 16V Turbo**  
 Eng. 175 A1.000  
 1995 ccm  
 137 kW (186 PS)

93-96

**Ulysse 2.0i**  
 Eng. RFU (XU10 J2 C)  
 1998 ccm  
 90 kW (123 PS)

94-02

**86,00**  
4

40  
-  
-  
-5,02  
65  
-  
-

22  
x  
62

1,50  
1,75  
3,00

**793731-00-4**  
910 IF Nit S  
931 P  
3PC Cr P

**803731-00-1**

86,00

-

-

**793731-25-4**

**803731-25-1**

86,25

-

-









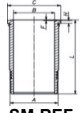
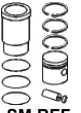
**793731-50-4**

**803731-50-1**

86,50

-

-

 <b>MODEL / ENGINE</b>	<b>YEAR</b>	 <b>Dia.</b> <b>CYL</b>	 <b>VT</b> <b>MT</b>	 $\varnothing \times L$		 <b>SM-REF</b>	 <b>SM-REF.</b>	 <b>Piston</b> <b>Dia.</b>	 <b>SM-REF.</b>	 <b>SM-REF.</b>
<b>FIAT</b>  <b>Ulysse 2.0 16V S</b> Eng. XU11 BTE 1998 ccm 120 kW (163 PS)		<b>86,00</b> 4			1,50 1,50 3,00	<b>793745-00-4</b> 910 IF Nit S 931 P 3PC Cr  <b>793745-25-4</b>  <b>793745-50-4</b>	-  -  -	86,00  86,25  86,50	-  -  -	-  -  -
<b>Tempra 1.6 i.e.</b> <b>Tempra S.W. 1.6 i.e.</b> <b>Tipo 1.6 i.e.</b> Eng. 835 C1.000 1581 ccm 55-57 kW (75-78 PS)	92-96 90-96 92-95	<b>86,40</b>			1,50 1,75 3,00	<b>792009-00-4</b> 910 IF Cr P* 931 P 3PC Cr  <b>792009-40-4</b>  <b>792009-60-4</b>	-  -  -	86,40  86,80  87,00	-  -  -	-  -  -
<b>Duna 1.6</b> <b>Fiorino Pick up 1.6</b> <b>Fiorino Kasten 75 i.e. 1.6</b> <b>Premio 1.6</b> <b>Punto 1.6</b> <b>Punto Cabriolet 1.6</b> <b>Scudo Compinatio 1.6</b> <b>Scudo Kasten 1.6</b> <b>Siena 1.6 SPI</b> <b>Siena 1.6</b> <b>Tempra S.W. 1.6</b> <b>Tempra 1.6</b> <b>Tipo 1.6</b> <b>Tipo 1.6 SX DGT</b> <b>Uno 1.6 i / R</b> Eng. 146 C6.000 / 146 D6.000 Eng. 159 A3.000 / A3.046 / A3.048 Eng. 160 A2.000 / 176 A9.000 Eng. 220 A2.000 1581 ccm 55-69 kW (75-94 PS)	96-00 88-01 93-01 90-93 94-97 94-97 96-06 96-06 97-98 97-00 90-93 90-96 88-92 89-95 89-95	<b>86,40</b> 4	33,3 - -3,2/-3,3 -2,3 72,8 - MØ=71 -	22 x 63,2	1,50 1,75 3,00	<b>792009-00-4</b> 910 IF Cr P* 931 P 3PC Cr  <b>792009-40-4</b>  <b>792009-60-4</b>	<b>802006-00-1</b>    <b>802006-40-1</b>  <b>802006-60-1</b>	86,40    86,80  87,00	-    -  -	-    -  -
<b>Z 101 / Yugo 65</b> <b>Florida</b> Eng. 128.BB.064 / 128AE.084 1301 ccm 48 kW (65 PS)		<b>86,40</b> 4			1,50 2,00 3,00	<b>792010-00-4</b> 910 IW Cr P* 931 P 3PC Cr	-	86,40	-	-



MODEL / ENGINE

YEAR



Dia.  
CYL



VT  
MT



Ø x L



SM-REF



SM-REF.



Piston  
Dia.



SM-REF.



SM-REF.

**FIAT**

**Convertible 1.3**  
**Regata 70 1.3**  
**Regata Weekend 70 1.3**  
**Ritmo Mk II 70 1.3**  
**Uno 70 1.3**  
**Ritmo 65 1.3**  
**Ritmo 70 1.3**  
**Ritmo 75 1.3**  
**Ritmo Bertone**  
 Eng. 138 A1.000  
 Eng. 138 A3.000 / B2.000  
 Eng. 149 A3.000 / A7.000  
 1302 ccm  
 48-55 kW (65-75 PS)

**Ritmo 85 1.5**  
**Ritmo Bertone**  
**Convertible 85 1.5**  
 Eng. 138 A4.000  
 1498 ccm  
 63 kW (86 PS)

83-89  
 84-89  
 83-85  
 78-82  
 81-85  
 79-83  
 81-82

**86,40**  
 4

1,50  
 2,00  
 3,94

**792045-00-4**  
 910 IW Cr P \*  
 931 P  
 948 EX

-

86,40  
 86,80  
 87,00

-

-

**Ducato 13**  
**Ducato 18**  
**Furgone**  
 Eng. P170 B / XN1 T  
 1971 ccm  
 55-57 kW (75-78 PS)

82-86  
 81-88  
 82-86

**88,00**  
 4

1,50  
 2,00  
 4,00

**793707-00-2**  
 910 IF Cr \*  
 911 IF  
 3PC Cr

-

88,00

-

-

**FIAT DIESEL**

**Eng. 188 A8.000**  
**Eng. 188 A9.000**  
**Eng. 199 A2.000**  
**Eng. 199 A9.000 Euro 5**  
 Avventura 1.3 JTD Multijet  
 Doblo 1.3 JTD 16V  
 Doblo 1.3 JTD  
 Doblo 1.3 D Multijet  
 Fiorino JTD Multijet  
 Fiorino 1.3 D Multijet  
 Grande Punto 1.3 Multijet  
 Grande Punto 1.3 JTD Multijet  
 Idea 1.3 D Multijet  
 Palio 1.3 JTD  
 Palio 1.3 JTD Multijet  
 Palio 1.3 JTD Multijet  
 Palio Weekend 1.3 Multijet  
 Panda 1.3 D Multijet  
 Panda 1.3 D Multijet 4x4  
 Panda 1.3 D Multijet  
 Punto 1.3 D Multijet  
 Punto Evo 1.3 D Multijet  
 Punto Evo 1.3 D Multijet  
 Punto 1.3 JTD 16V  
 Qubo 1.3 D Multijet  
 1248 ccm  
 51-59 kW (70-93 PS)

14-19  
 04-06  
 05-  
 05-10  
 07-  
 07-  
 05-13  
 06-13  
 04-  
 03-  
 08-11  
 03-12  
 2011  
 03-  
 04-  
 04-  
 12-  
 14-  
 08-12  
 03-12  
 08-

**69,60**  
 4  
 40,43  
 -  
 -  
 -12,4  
 63,43  
 -  
 MØ=37

23  
 x  
 56

2,00  
 1,50  
 2,00










**792096-00-4**  
 910 Cr \*  
 911 P  
 947 EX Nit S

**802021-00-1**  
 RT

69,60  
 70,00

-

-

 <b>MODEL / ENGINE</b>	<b>YEAR</b>	  				 <b>SM-REF.</b>	 <b>SM-REF.</b>	  		
		<b>Dia. CYL.</b>						<b>Piston Dia.</b>	<b>SM-REF.</b>	<b>SM-REF.</b>
<b>FIAT DIESEL</b>										
<b>Eng. 199 A3.000</b>										
Doblo 1.3 D Multijet	10-	<b>69,60</b> 4	40,43 -	23 x	2,00	<b>792096-00-4</b> 910 Cr *	<b>802041-00-1</b>	69,60	-	-
Grande Punto 1.3 D Multijet	05-10		0,90/-1,15	55	1,50	911 P	RT / KK			
Grand Punto 1.3 JTD Multijet	06-10		-12,4	T	2,00	947 EX Nit S				
Idea 1.3 D Multijet	05-		62,43							
Linea 1.3 D Multijet	06-		-			<b>792096-40-4</b>	<b>802041-40-1</b>	70,00	-	-
Punto Evo 1.3 Multijet	09-		-							
1248 ccm			MØ=38							
63-70 kW (86-95 PS)			-							
<b>Eng. 263 A2.000 Euro 5</b>										
Doblo 1.3 D Multijet	10-									
1248 ccm										
66 kW (90 PS)										
<b>Eng. 169 A1.000</b>										
<b>Eng. 199 B1.000 Euro 5</b>										
<b>Eng. 199 B4.000</b>										
500 1.3 D Multijet	07-	<b>69,60</b>			1,50	<b>792071-00-4</b> 910 CCL *	-	69,60	-	-
500 C 1.3 D Multijet	09-	4			1,50	911 P				
500 L 1.3 D Multijet	12-				2,00	947 EX Nit S				
Fiorino 1.3 D Multijet	09-					<b>792071-40-4</b>	-	70,00	-	-
Grande Punto 1.3 Multijet	10-					<b>792071-60-4</b>	-	70,20	-	-
Idea 1.3 D Multijet	08-									
Panda 1.3 D Multijet	06-13									
Panda 1.3 JTD Multijet 4x4	10-13									
Panda 1.3 D Multijet	15-									
Punto 1.3 D Multijet	12-									
Punto Evo 1.3 D Multijet	09-12									
Siena 1.3 JTD 16V										
Strada 1.3 Multijet	10-									
Tipo 1.3 D	15-									
1248 ccm										
66-70 kW (90-95 PS)										
<b>Eng. 9HU (DV6UTED4)</b>										
Scudo 1.6 JTD 90 16V	07-	<b>75,00</b>	41,7	26	3,00	<b>793758-00-4</b> 916 Cr *	<b>803710-00-1</b>	75,00	-	-
1560 ccm		4	-	x	1,95	931 P	RT / KK / AK			
66 kW (92 PS)			-1,16	61	2,50	947 EX Nit S				
			-13,29	T		<b>793758-50-4</b>	<b>803710-50-1</b>	80,00	-	-
			65,2							
			MØ=41,72							
<b>Eng. 127 A5.000</b>										
<b>Eng. M 703 AA.13</b>										
Undo D / Panda	84-92	<b>76,00</b>	47,15	22	2,50	<b>792056-00-4</b> 914 Cr P *	<b>802056-00-1</b>	76,00	-	-
Spazio (Arg)	85-87	4	-4,9	x	2,00	930 P	RT			
127 D	81-86		-	64,5	3,00	947 EX Cr P				
1302 ccm			79,15							
33 kW (45 PS)										
<b>Eng. 198 A2.000</b>										
<b>Eng. 955 A3.000 Euro 5</b>										
Bravo II 1.6 D Multijet	08-	<b>79,50</b>			2,00	<b>792082-00-4</b> 910 CCL *	-	79,50	-	-
Punto 1.6 D Multijet	08-	4			1,75	931 P				
Grande Punto 1.6 D Multijet	08-				2,00	947 EX Cr *				
Punto Evo 1.6 D Multijet	09-12									
1598 ccm										
88 kW (120 PS)										

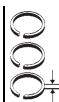


MODEL / ENGINE

YEAR

Dia.  
CYL

Ø x L



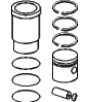
SM-REF



SM-REF.

Piston  
Dia.

SM-REF.



SM-REF.

## FIAT DIESEL

Eng. 198 A3.000

Eng. 198 A6.000

Eng. 199 B5.000

Eng. 263 A4.000

Bravo 1.6 M-Jet 16V

Doblo 1.6 M-Jet 16V

Linea 1.6 M-Jet 16V

500 L 1.6 D Multijet

1598 ccm

66/77 kW (90/105 PS)

08-  
10-  
09  
12-79,50  
41,50  
1,50  
2,00

792087-00-4

910 CCL \*

931 P

947 EX Cr \*

-

79,50

-

-

Eng. R9M 408 / 413

Eng. R9M 450 / 452

Talento 1.6 D

1598 ccm

66-107 kW (90-145 PS)

16-

80,01  
446  
-  
-0,35/0,45  
-12,3  
70,5  
-  
MØ=46,5  
-30  
x  
60  
T2,00  
1,75  
2,00

793822-00-4

913 Nit S PVD

911 IF U P

947 EX Nit S

793822-50-4

\*NEW\*  
803803-00-1

RT / KK

\*NEW\*  
803803-50-1

80,01

-

-

80,51

-

-

Eng. 182 A / A7 / B4

Eng. M 720 AT 19 T

Eng. M 724 BT 19 T

Bravo / Brava / Barchetta

Marea / Marengo / Stilo

1910 ccm

55-91 kW (75-124 PS)

95-

82,00  
43,00  
2,00  
3,00

792089-00-4

914 Cr P \*

911 IF U P

947 EX Cr

-

82,00

-

-

Eng. M 717 AT 24 T

Eng. M 722 BT 24 T

Eng. M 722 MT 24 T

Marea

2387 ccm

91-100 kW (124-136 PS)

99-00

Eng. 188 A3.000

Punto / Palio / Strada

Doplo 1.9

1910 ccm

44 kW (60PS)

82,00

4

2,00  
2,00  
3,00

792093-00-4

910 Cr \*

931 P

947 EX Cr

792093-20-4

792093-70-4

792093-80-4

-

82,00

-

-

-

82,20

-

-

-

82,70

-

-

-

82,80

-

-



MODEL / ENGINE

YEAR

Dia.  
CYLVT  
MT

Ø x L



SM-REF



SM-REF



SM-REF.

Piston  
Dia.

SM-REF.



SM-REF.

## FIAT DIESEL

Eng. 186 A6.000

Eng. 188 A2.000

Eng. 188 A3.000

Eng. 188 A7.000

Eng. 192 A5.000

Eng. 192 B1.000

Eng. 223 A6.000

Eng. 937 A4.000

Eng. 937 A5.000

Eng. 939 A2.000

Eng. M 724 MT 19.V

Eng. M 724 NT 19.T

Eng. M 729 AT 19

Bravo II 1.9 JTD

07-08

Croma II 1.9 D

06-10

Doblo 1.9 D

01-05

Idea 1.9 JTD

04-08

Marea 1.9 JTD

96-02

Multipla 1.9 JTD

01-02

Palio 1.9 D

01-04

Punto II 1.9 D

00-09

Punto II 1.9 DS

99-07

Stilo 1.9 D/JTD

05-08

Strada 1.9 D/JTD

00-

1910 ccm

85-110 kW (60-150 PS)

Eng. M 729 AT 24 Euro 3

Eng. M 729 AT 24 Euro 4

Eng. 841 G.000/M.000/N.000

Eng. 939 A3.000

Eng. M 722 NT 24.T Euro 3

Croma / Stilo / Brava

2387 ccm

103-147 kW (120-200 PS)

82,00

5

792098-00-4

-

82,00

-

-

2,00

910 Cr \*

2,00

931 P

2,00

947 EX Nit S

792098-40-4

-

82,40

-

-

Eng. 188 A3.000

Eng. 223 A6.000

Eng. M 720 SA 19.V

Doblo 1.9 D

01-05

Palio 1.9 D

01-04

Punto II 1.9 D

00-09

Punto II 1.9 DS

99-07

Strada 1.9 D

00-

1910 ccm

44-48 kW (60-65 PS)

82,00

4

44,45

26

2,00

792098-00-4

802034-00-1

82,00

-

-

x

2,00

910 Cr \*

65

2,00

931 P

2,00

947 EX Nit S

-2,6

70,4

-

MØ=24

-



MODEL / ENGINE

YEAR



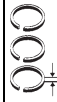
Dia.  
CYL



MT



Ø x L



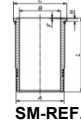
SM-REF



SM-REF.



Piston  
Dia.



SM-REF.



SM-REF.

**FIAT DIESEL**

Eng. 182 B9.000

Eng. 186 A8.000 / A.9000

Eng. 188 B2.000

Eng. 192 A1.000 / A3.000

Eng. 192 A8.000 / B4.000

Eng. 199 A5.000

Eng. 223 A7.000

Eng. 937 A7.000

Eng. 939 A1.000

Eng. D19AA

Eng. M 724 RT 19

Eng. M 724 MT 19.Z

Brava / Brava I 1.9 JTD

Bravo II 1.9 D

Bravo II 1.9 JTD

Croma II 1.9 D / Doblo 1.9 D

Doblo 1.9 JTD

Idea 1.9 JTD

Marea 1.9 TD

Multipla 1.9 JTD

Punto II 1.9 JTD

Punto / Grande Punto 1.9 D

Sedici 1.9 D

Stilo 1.9 D / 1.9 JTD

1910 ccm

59-96 kW (80-131 PS)

00-01  
06-08  
07-09  
05-10  
01-10  
04-08  
96-02  
02-10  
03-07  
05-11  
06-  
01-08

82,00  
4

46,5  
-  
-0,5  
-17,5  
72,5  
-  
MØ=37,5  
-

26  
x  
61

2,00  
2,00  
2,00

**792098-00-4**  
910 Cr \*  
931 P  
947 EX Nit S

**802023-00-1**  
RT

82,00  
82,40

-  
-

-  
-

Eng. 186 A6.000 Euro 3

Eng. 188 A2.000 Euro 3

Eng. 188 A7.000 Euro 3

Eng. 192 A3.000 Euro 3

Marea 1.9 JTD 110

Marea Weekend 1.9 JTD

Multipla 1.9 JTD 110

Palio Weekend 1.9 JTD

Punto 1.9 JTD / 80

Punto Van 1.9 JTD

Stilo 1.9 JTD

Stilo Multi Wagon / Strada 1.9 JTD

1910 ccm

73 kW (99 PS)

01-  
01-02  
01-  
99  
03-  
02-  
03-

82,00  
4

2,50  
2,00  
2,00

**792094-00-4**  
910 Cr S  
931 P  
947 EX Nit S

-  
-

82,00

-

-

Eng. 188 A3.000

Eng. 223 A6.000

Doblo / Doblo Cargo 1.9D

Palio / Strada 1.9 D

Palio Weekend 1.9 D

Punto / Van 1.9 DS 60

1910 ccm

44 kW (60 PS)

01-  
00-  
01-  
99-

Eng. DW8

Eng. WJY / WJZ Euro 2

Scudo 1.9 D

1868 ccm

44-52 kW (60-71 PS)

98-

82,20  
4

2,00  
2,00  
3,00

**791142-00-4**  
910 Cr \*  
931 P  
947 EX Cr

**803705-00-1**  
-

82,20  
82,45

**953707-4**  
A=86  
L=154  
semi

-  
-

**791142-25-4**

-

82,45

-

-

**791142-60-4**

**803705-60-1**

82,80

-

-

Eng. 176 A5.000

Punto I 1.7 TD

1697 ccm

52 kW (71 PS)

94-00

82,60  
4

3,00  
2,00  
3,00

**792004-00-4**  
914 Cr \*  
931 P  
947 EX Cr

-

82,60

-

-





MODEL / ENGINE

YEAR

Dia.  
CYL

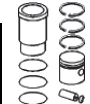
SM-REF



SM-REF.

Piston  
Dia.

SM-REF.



SM-REF.

## FIAT DIESEL

Eng. 146 D7.000

Eng. 176 A3.000

Eng. 176 B7.000

Fiorino 1.7 TD

Palio 1.7 TD

Punto I 1.7 TD

Strada 1.7 TD

1698 ccm

43-47 kW (58-72 PS)

Eng. 160 A6.000

Eng. 160 A6.046

Eng. 160 D1.000

Eng. 230 A3.000 / A4.000

Eng. 280 A1.000

Eng. M 710 AT 19.0

Eng. TCA 160

Tempra 1.9 TD

Tipo 1.9 TD

Ducato 1.9 TD

1929 ccm

59-68 kW (80-92 PS)

96-01

96-01

94-99

99-

90-96

90-95

89-02

82,60

4

42,4

2,5

-0,6

-

78,5

-

-

-

26

x

69,4

-

-

-

-

3,00

2,00

3,00

3,00

792004-00-4

914 Cr \*

931 P

947 EX Cr

802037-00-1

RT

82,60

-

-

-

-

-

-

-

Eng. 149 B2.000/149 B.3000

Eng. 149 B4.000

Eng. 149 B4.046

Eng. M 705 BA.19.0

Duna / Fiorino / Regatta

Ritmo / Uno D / Tipo

1698 ccm

43-44 kW (58-60 PS)

Eng. 149 A1.000/149 B1.000

Eng. 160 A7.000

Eng. M 705 FA 19.010

Ducato / Marengo / Regata

Tempra / Tipo / Brava / Bravo

Talento

1929 ccm

48-51 kW (65-70 PS)

82,60

4

2,50

2,00

4,00

792059-00-4

914 Cr \*

931 P

947 EX Cr

-

-

-

-

-

-

-

-

-

-

-

-

-

-

-

-

82,60

-

-

-

-

-

-

-

-

-

-

-

-

-

-

-

Eng. 708 FA 17

Duna

Fiorino / Uno / Tipo

Elba

1697 ccm

43 kW (58 PS)

Eng. M 705 CA 19

Uno / Tempra

Tipo

1929 ccm

44/48 kW (60/65 PS)

Eng. M 705 VA 19

Eng. 149 B1.000

Ducato

Talento

1930 ccm

51 kW (70 PS)

87-90

90-95

93-

90-95

92-95

93-

89-94

82,60

4

2,50

2,00

3,00

792066-00-4

914 Cr \*

931 P

947 EX Cr

792066-40-4

792066-60-4

-

-

-

-

-

-

-

-

-

-

-

-

-

-

-

82,60

-

-

-

83,00

83,20

-

-

-

-

-

-

-

-

-

-



MODEL / ENGINE

YEAR

Dia.  
CYL

Ø x L



SM-REF



SM-REF.

Piston  
Dia.

SM-REF.



SM-REF.

**FIAT DIESEL****Eng. D9B / DJY / XUD9 A**Ducato II (230) 1.9 D  
Scudo 1.9 D  
1905 ccm  
57-52 kW (64-71 PS)94-02  
95-00**83,00**  
42,00  
2,00  
3,00**793723-00-4**  
910 Cr P \*  
911 IF U P  
947 EX Cr P-  
-  
-83,00  
83,25  
83,50  
83,80  
84,00**953702-4**  
A=86  
L=153,5  
semi-  
-  
-  
-  
-**793723-25-4**  
**793723-50-4**  
**793723-80-4**  
**793723-10-4**-  
-  
-  
--  
-  
-  
--  
-  
-  
-**Eng. XUD9 TE**  
**Eng. XUD9 TE / 8 B**Ulysse 1.9 TD  
Scudo 1.9 TD  
1905 ccm  
66 kW (90 PS)

95-

**83,00**  
43,50  
2,00  
3,00**793729-00-4**  
914 Cr \*  
911 IF U P  
947 EX Cr P-  
-  
-83,00  
83,50-  
--  
-**Eng. D8B / DHX**  
**Eng. XUD9 BTF / TE**  
**Eng. XUD9 TF**Ducato II (230) 1.9 TD  
Scudo 1.9 TD  
Ulysse 1.9 TD  
1905 ccm  
66-68 kW (90-92 PS)94-01  
95-00  
95-98**83,00**  
446,8  
-  
-  
79,3  
-28  
x  
68  
T3,00  
2,00  
3,00**793744-00-4**  
914 Cr \*  
911 IF U P  
947 EX Cr P**803719-00-1**  
RT

83,00

-  
--  
-**793744-50-4**  
**793744-80-4****803719-50-1**  
**803719-80-1**83,50  
83,80-  
--  
-**Eng. 198 A5.000**  
**Eng. 250 A1.000 Euro 5**  
**Eng. 263 A1.000 Euro 5**  
**Eng. 844 A2.000**  
**Eng. 939 B 5.000**  
**Eng. 940 A5.000 Euro 5**  
**Eng. D20AA Euro 5**Bravo II 2.0 D Multijet  
Ducato Box 115 Multijet 2.0 D  
Ducato Bus 115 Multijet 2.0 D  
Ducato Platform / Chassis  
115 Multijet 2.0 D  
Doblo Box Body 2.0 D Multijet  
Doblo Box Body Estate 2.0 D  
Doblo MPV 2.0 D Multijet  
Doblo Platform 2.0 Multijet  
Doblo Chassis 2.0 D Multijet  
Freemont 2.0 JTD  
Freemont 2.0 JTD 4x4  
Sedici 2.0 D Multijet  
Sedici 2.0 D Multijet 4x4  
1956 ccm  
85-121 kW (116-170 PS)08-  
11-  
11-  
11-  
10-  
10-  
10-  
10-  
10-  
11-  
11-  
06-  
06-**83,00**  
41,50  
1,50  
2,00**793509-00-4**  
910 CCLP \*  
931 P  
947 EX Cr \*-  
-  
-

83,00

-  
--  
-**793509-40-4**-  
-

83,40

-  
--  
-**Eng. XUD11 BTE**Ulysse TD 12V  
2088 ccm  
80 kW (109 PS)

96-

**85,00**  
43,00  
2,00  
3,00**793730-00-4**  
914 Cr \*  
911 IF  
947 EX Cr-  
-  
-

85,00

-  
--  
-**793730-50-4**-  
-

85,50

-  
--  
-



MODEL / ENGINE

YEAR

Dia.  
CYL

SM-REF



SM-REF.

Piston  
Dia.

SM-REF.



SM-REF.

**FIAT DIESEL****Eng. DW10 / ATED / 4**

Ulysse 2.2 JTD  
Ducato Box / Bus / Flatbed  
Chassis 2.0 JTD  
Scudo Box/Combinato 2.0 JTD  
Ulysse 2.0 JTD  
Scudo / Box 2.0 D Multijet  
Scudo Flatbed / Chassis  
2.0 D Multijet  
Ulysse 2.0 D Multijet  
1997 ccm  
66-94 kW (89-128 PS)

02-  
01-  
04-  
02-  
07-  
06-  
06-85,00  
446,75  
-  
-18,3  
80,75  
MØ=38,01  
-28  
x  
703,50  
2,00  
3,00793749-00-4  
916 Cr \*  
911 IF  
947 EX Cr803749-00-1  
RT

85,00

-

-

**Eng. RHV / RHW / RHX  
Eng. RHZ / 4HW**

Ulysse 2.2 JTD  
2179 ccm  
94 kW (128 PS)

02-

85,00  
443,4  
-30  
x2,00  
2,00  
2,00793771-00-4  
913 CCL \*  
911 IF U P  
947 EX Nit S

-

85,00

-

-

**Eng. RH02**

Scudo 2.0 D Multijet  
1997 ccm  
94-120 kW (128-163 PS)

10-

86,00  
443,4  
-  
-15,8  
69,8  
-  
MØ=46,9  
-30  
x  
67  
T2,00  
2,00  
2,00792068-00-4  
910 IF CCL  
931 P  
947 EX Cr \* P802126-00-1  
RT / KK

86,00

\*NEW\*  
953713-1  
A=89  
L=156  
H=5  
C=90,90

-

**Eng. 4HU Euro 4**

Ducato 2.2 120  
2198 ccm  
88 kW (120 PS)

06-

86,00  
443,4  
-30  
x2,00  
2,00  
2,00792068-00-4  
910 IF CCL  
931 P  
947 EX Cr \* P

-

86,00

\*NEW\*  
953713-1  
A=89  
L=156  
H=5  
C=90,90

-

**Eng. 4HV Euro 4**

Ducato 100 Multijet 2.2 D  
2198 ccm  
74 kW (101 PS)

06-

88,00  
443,4  
-30  
x2,50  
2,00  
2,50792008-00-4  
914 Cr \*  
911 P  
947 EX Cr \*

-

88,00

-

-

**Eng. F1AE 0481 A/B/C  
Euro 3**

Daily III 29 L 10 / 12  
Daily III 35 C 10 / 12  
Daily III 35 S 10 / 12  
Ducato II 2.3 JTD  
2286 ccm  
71/81/85 kW (96/110/116 PS)

02-06  
02-06  
02-06  
02-0688,00  
443,4  
-30  
x2,50  
2,00  
2,50792008-00-4  
914 Cr \*  
911 P  
947 EX Cr \*

-

88,00

-

-



MODEL / ENGINE

YEAR

Dia.  
CYL

Ø x L



SM-REF



SM-REF.

Piston  
Dia.

SM-REF.



SM-REF.

**FIAT DIESEL**

**Eng. F1AE 0481 D / F**  
**Eng. F1AE 0481 G / H**  
**Eng. F1AE 0481 M / R**  
**Euro 4**

Ducato III 2.3D 120 M-Jet 06-  
Daily III 29 L 14 02-06  
Daily III 35 C / S 14 02-06  
Daily III 40 C 14 02-06  
Daily IV 29 L 10 / 12 06-11  
Daily IV 35 C 10 / 11 / 12 / 13 06-11  
Daily IV 35 S 10 / 12 06-11  
Daily IV 40 C 10 / 12 / 13 06-11  
Daily IV 40 S 10 06-11  
2286 ccm  
70-100 kW (95-136 PS)

88,00  
42,50  
2,00  
2,50

**792008-00-4**  
914 Cr \*  
911 P  
947 EX Cr \*

-

88,00

-

-

**Eng. F1A / Sofim**

Ducato  
2286 ccm  
70-100 kW (95-136 PS)

01-

88,00  
42,50  
2,00  
2,50

**792035-00-4**  
910 IF CCL \*  
911 IF P  
947 EX Cr \*

-

88,00

-

-

**Eng. F1AE0481T**

Ducato 2.3 D Multijet 06-18  
Ducato 2.3 D Multijet 250 06-  
2286 ccm  
93 kW (126 PS)

06-18  
06-88,00  
41,75  
1,50  
2,00

**792086-00-4**  
910 IF CDL \*  
911  
947 EX Nit S

-

88,00

-

-

up to chassi number: 2A51900

**Eng. F1AE3481B / D / E / G**

Ducato 2.3 D 250 06-  
Ducato 2.3 D 4x4 Multijet 11-  
Ducato 2.3 D Multijet 250 / 290 06-  
Transporter 11-14  
29L13 / 35C13 / 35S13 / 40C13  
40S13  
2287 ccm  
83-109 kW (113-148 PS)

06-  
11-  
06-  
11-14

88,00

1,75

**792086-00-4**

-

88,00

-

-

up to chassi number: 2A51900

**Eng. F1AE3481A / C**

**Eng. F1AGL411A Euro 6**  
**Eng. F1AGL411B / C / D / M**

Ducato 2.3 D 15-  
Ducato 2.3 D 250 06-  
Ducato 2.3 D 4x4 Multijet 250 / 290 11-  
Ducato 2.3 D 4x4 Multijet 11-  
Ducato 2.3 D Multijet 15-  
Transporter  
26L11/35C11/35S11/40C11/29L11 11-14  
29L15/35C15/40C15/50C15 11-14  
2287 ccm  
78-107 kW (106-146 PS)

15-  
06-  
11-  
11-  
15-  
11-14  
11-14

88,00

1,75

**792086-00-4**

-

88,00

-

-

**Eng. DJ5 T / DK5 ATE**

Ducato  
2446 ccm  
76-96 kW (103-130 PS)

93-

92,00  
449,84  
-  
-  
-2,3  
8234  
x  
68  
T3,00  
1,75  
3,50

**793740-00-4**  
914 Cr \*  
911 P  
947 EX Cr

**803707-00-1**

RT / HA / KK

**803707-50-1**

92,00








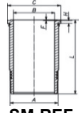

-

-

92,50

-

-

MODEL / ENGINE	YEAR	 Dia. CYL	 VT MT	 Ø x L		 SM-REF	 SM-REF.	 Dia.	 SM-REF.	 SM-REF.
<b>FIAT DIESEL</b>										
<b>Eng. 8140.67.2500</b> <b>Eng. 8144.67.2500</b> Ducato / Croma 2499 ccm 55 kW (75 PS)	85-94	<b>93,00</b> 4	54 - - -2,2 89	32 x 75,2	3,00 2,00 3,00	<b>792002-00-4</b> 910 Cr * 931 Fe 947 EX Cr  <b>792002-40-4</b>	<b>802011-00-1</b>  RT / HA / AK	93,00   93,40	<b>952001-1</b> A=96 L=167,3 H=5 C=98,9 semi	-
<b>Eng. 8140.27.2700</b> Daily 2499 ccm 76 kW (103 PS)	89-94	<b>93,00</b> 4	58,75 - -17,9 96,75	32 x 78 NB	3,00 2,00 3,00	<b>792001-00-4</b> 914 Cr * 911 P 947 EX Cr  <b>792001-40-4</b>	<b>802012-00-1</b>  RT / AK  -	93,00   93,40	<b>952002-4</b> A=96 L=171 H=5 C=98,9 semi  -	-   -
<b>Eng. 8140.47</b> <b>Eng. 8140.47R</b> <b>Eng. 8140.47.3700</b> Ducato 2.5 TD 230 Ducato 2.5 TDI 230 2499/2500 ccm 80 kW (109-110 PS)	94-01 94-02	<b>93,00</b> 4	58,75 - -18,9 96,75	32 x 78,1 NB	3,00 2,00 3,00	<b>792001-00-4</b> 914 Cr * 911 P 947 EX Cr  <b>792001-40-4</b>	<b>802013-00-1</b>  RT / KK  -	93,00   93,40	<b>952002-4</b> A=96 L=171 H=5 C=98,9 semi  -	-   -
<b>Eng. 8140.27S</b> <b>Eng. 8140.27S.3700</b> <b>Eng. 8140.27S.3701</b> <b>Eng. 8140.27S.3711</b> <b>Eng. 8140.27S.3720</b> <b>Eng. 8140.27S.3721</b> <b>Eng. 8140.27S.3750</b> <b>Eng. 8140.27S.3751</b> <b>Eng. 8140.27S.3760</b> <b>Eng. 8140.27S.3761</b> <b>Eng. 8140.27S.3770</b> <b>Eng. 8140.27S.3771</b> <b>Eng. 8140.27S.3780</b> <b>Eng. 8140.27S.3781</b> <b>Eng. 8140.27S.3811</b> <b>Eng. 8140.47.3711</b> <b>Eng. 8140.47.2700</b> <b>Eng. 8140.47.2711</b> <b>Eng. 8140.47.2721</b> <b>Eng. 8140.47.2785</b> <b>Eng. 8140.47.3721</b> <b>Eng. 8140.47.3731</b> <b>Eng. 8140.47B.3790</b> <b>Eng. 8140.47R.2790</b> <b>Eng. 8140.47R.2795</b> <b>Eng. 8140.97.2781</b> 2499 ccm 68-85 kW (92-116 PS)										
<b>Eng. 8140.67 F.3700 / 01</b> <b>.3710 / 11 / 13 / 21</b> Ducato 2499 ccm 60 kW (82 PS)	96-	<b>93,00</b> 4	54 - 2,2 89	32 x 68 T	3,00 2,00 3,00	<b>792001-00-4</b> 914 Cr * 911 P 947 EX Cr  <b>792001-40-4</b>	<b>802019-00-1</b>  RT / HA / AK	93,00   93,40	-   -	-   -



MODEL / ENGINE

YEAR

Dia.  
CYLVT  
MT

Ø x L



SM-REF



SM-REF.

Piston  
Dia.

SM-REF.



SM-REF.

**FIAT DIESEL**

**Eng. 8140.61.200 /.300**  
**Eng. 8144.61.200**  
 131 2.5 D  
 2445 ccm  
 53 kW (72 PS)

78-81

93,00  
42,00  
2,00  
4,00

**792060-00-4**  
 910 Cr \*  
 930 P  
 947 EX Cr

-

93,00

-

-

**Eng. 8140.27S.3700 Euro 1**  
**Eng. 8140.47**  
**Eng. 8140.47R Sofim**  
**Eng. 8140.47R.2210**

Daily II 2.5 TD  
 Ducato Box 2.5 TDI Maxi  
 Ducato Box 2.5 TD 4x4  
 Ducato Box 2.5 TDI 4x4  
 Ducato Bus 2.5 TDI Panoram  
 Ducato Bus TD 4x4  
 Ducato Bus 2.5 TDI 4x4  
 Ducato Platform/Chassis 2.5 TDI  
 Ducato Platform/Chassis 2.5 TD  
 Ducato Platform 2.5 TD 4x4  
 Ducato Platform 2.5 TDI 4x4  
 Ducato 2.5 TD  
 2499 ccm  
 77-85 kW (105-116 PS)

90-96  
 94-02  
 94-98  
 98-02  
 94-02  
 94-98  
 97-02  
 94-02  
 94-98  
 94-98  
 98-02  
 94-98

3,00  
 2,00  
 3,00

**794014-00-4**  
 914 Cr \* P  
 931 P  
 947 EX Cr

-

93,00

-

-

**Eng. 8140.47 R**  
**Eng. 8140.47.2700 Euro 1**  
**Eng. 8140.47.2711 Euro 1**  
**Eng. 8140.47.2721 Euro 1**  
**Eng. 8140.47.2785 Euro 1**  
**Eng. 8140.47.3700**  
**Eng. 8140.47R.2790**  
**Eng. 8140.47S Euro1**  
 2499 ccm  
 76-85 kW (103-116 PS)

**Eng. 8140.67F Euro 2**  
 2449 ccm  
 60 kW (81 PS)

93,00  
4

3,00  
 2,00  
 3,00

**794014-00-4**  
 914 Cr \*  
 931 P  
 947 EX Cr

-

93,00

-

-

**Eng. 8140.67**  
 Ducato Box 2.5 D  
 Ducato Bus 2.5 D Combinato  
 Ducato Platform/Chassis 2.5D /4x4  
 2500 ccm  
 55 kW (75 PS)

94-02  
 94-02  
 94-02

**Eng. 8140.61.200 /.300**  
**Eng. 8144.61.200**  
 238E / 30F8 / 32F8 / 35F8  
 40F8 / 900T / Ducato13 / 14  
 2445 ccm  
 53 kW (72 PS)

81-

93,00  
4

55  
 -  
 -  
 -2,2  
 90

32  
 x  
 75,2

3,00  
 2,00  
 4,00

**792052-00-4**  
 910 Cr \*  
 931 Fe  
 947 EX Cr

-

93,00

-

-

**792052-50-4**

-

93,50

-

-

**Eng. B 25.637**  
**Eng. CRD93L (U25-661)**  
 242 2.5 D  
 Ducato 2.5 D 280/290  
 2499 ccm  
 51-55 kW (69-75 PS)

80-82  
 82-90

93,00  
4

52,75  
 -  
 -7,4  
 95  
 -  
 -  
 -

30  
 x  
 78

2,50  
 2,00  
 4,00

**793735-00-4**  
 910 IF Cr S  
 911 P  
 947 EX Cr

**803716-00-1**

RT

93,00

**953710-4**

A=97,50  
 L=163  
 H=5  
 C=99  
 semi

-

**793735-50-4****803716-50-1**

93,50

-



MODEL / ENGINE

YEAR

Dia.  
CYLVT  
MT

Ø x L



SM-REF



SM-REF.

Piston  
Dia.

SM-REF.



SM-REF.

## FIAT DIESEL

Eng. 8140.43.2585	03-06	94,40 4	58,75	32		792090-00-4	802024-00-1	94,40	-	-		
Eng. 8140.43.3711			-	x	3,00						914 Cr P *	
Eng. 8140.43.3713			-	78	2,00						911 IF	RT / KK
Eng. 8140.43.3718			-19,4		3,00						947 EX Nit	
Eng. 8140.43.3721			96,65									
Eng. 8140.43.3723			-									
Eng. 8140.43.3731			MØ=39,40									
Eng. 8140.43.3900			-									
Eng. 8140.43.3911												
Eng. 8140.43.3921												
Ducato 2.8 JTD 244												
Ducato 2.8 TD			02-06									
Ducato 2.8 244			03-06									
Ducato 2.8 TD 4x4 244	03-06											
Ducato 2.8 TDI 230	97-02											
Ducato 2.8 TDI 230L	98-01											
2798 ccm												
84-90 kW (114-122 PS)												
up to Eng. No. 2572279												

Eng. 8140.23.2585		94,40 4	58,75	32		792090-00-4	802024-00-1	94,40	952006-4	-		
Eng. 8140.23.3700			-	x	3,00						914 Cr P *	A=97,53
Eng. 8140.23.3701			-	78	2,00						911 IF	L=167
Eng. 8140.23.3710			-19,4		3,00						947 EX Nit	H=5
Eng. 8140.23.3711			96,65									C=100,88
Eng. 8140.23.3713			-									
Eng. 8140.23.3720			MØ=39,40									
Eng. 8140.23.3721			-									
Eng. 8140.23.3730												
Eng. 8140.23.3731												
Eng. 8140.23.3750												
Eng. 8140.23.3751												
Eng. 8140.23.3760												
Eng. 8140.23.3900												
Eng. 8140.43												
Eng. 8140.43.3700												
Eng. 8140.43.3728												
2798 ccm												
78-90 kW (106-122 PS)												

Eng. 8140.23.2585		94,40 4	58,75	32		792091-00-4	802018-00-1	94,40	-	-		
Eng. 8140.23.3731			-	x	2,50						914 Cr *	
Eng. 8140.43B			-	72	2,00						911 IF	RT / KK / AK
Eng. 8140.43.2585			-19,45	T	2,50						947 EX Nit S	
Eng. 8140.43.3711			87,6									
Eng. 8140.43.3713			-									
Eng. 8140.43.3718			MØ=39,30									
Eng. 8140.43.3721			-									
Eng. 8140.43.3723												
Eng. 8140.43.3731												
Eng. 8140.43.3900												
Eng. 8140.43.3911												
Eng. 8140.43.3921												
Eng. 8140.43.3931												
2798 ccm												
78-90 kW (105-122 PS)												
from Eng. No. 2572280												



MODEL / ENGINE

YEAR



Dia.  
CYL



VT  
MT



Ø x L



Ø x L



SM-REF



SM-REF.



Piston  
Dia.



SM-REF.



SM-REF.

## FIAT DIESEL

<b>Eng. 8140.23.</b>		<b>94,40</b>	58,75	32		<b>792091-00-4</b>	<b>802018-00-1</b>	94,40	<b>952006-4</b>	-
<b>Eng. 8140.23.3700</b>		4	-	x	2,50	914 Cr *			A=97,53	
<b>Eng. 8140.23.3701</b>			-	72	2,00	911 IF	RT / KK / AK		L=167	
<b>Eng. 8140.23.3710</b>			-19,45	T	2,50	947 EX Nit S			H=5	
<b>Eng. 8140.23.3711</b>			87,6						C=100,88	
<b>Eng. 8140.23.3713</b>			-			<b>792091-40-4</b>	-	94,80		-
<b>Eng. 8140.23.3720</b>			MØ=39,30							
<b>Eng. 8140.23.3721</b>			-			from Eng. No				
<b>Eng. 8140.23.3730</b>						2572280				
<b>Eng. 8140.23.3731</b>										
<b>Eng. 8140.23.3750</b>										
<b>Eng. 8140.23.3751</b>										
<b>Eng. 8140.23.3760</b>										
<b>Eng. 8140.23.3900</b>										
<b>Eng. 8140.43B / C</b>										
<b>Eng. 8140.43.3700 / 43.3728</b>										
Transporter 29 L 11	99-07									
Transporter 30-10	97-99									
Transporter 35 X 11 / 35 C 11	99-06									
Transporter 35-10	96-99									
Transporter 40 C 11 / 50 C 11	99-06									
Transporter 40-10	97-99									
Transporter 40-12	96-99									
Transporter 45-10 / 45-12	96-99									
Transporter 49-10 / 49-12	96-99									
Transporter 50 C 11	99-07									
Transporter 59-12	96-99									
2798 ccm										
78-85 kW (105-116 PS)										
<b>Eng. Sofim</b>										
2798 ccm										
85 kW (115 PS)										
up to engine no. 2572279										
<b>Eng. 8140.43</b>										
Transporter 35-12	95-99									
Transporter 40-12 / 45-12 / 59-12	96-99									
2800 ccm										
90 kW (122 PS)										
<b>Eng. 8140.63</b>		<b>94,40</b>				<b>792092-00-4</b>	-	94,40	<b>952006-4</b>	-
<b>Eng. 8140.63.2200 Euro 2</b>		4			3,00	914 Cr *			A=97,53	
2798 ccm					2,00	911 IW U			L=167	
62-63 kW (84-85 PS)					2,50	947 EX Nit S			H=5	
									C=100,88	
<b>Eng. Sofim HP 125 TCA</b>		<b>94,40</b>				<b>792091-00-4</b>	-	94,00	<b>952006-4</b>	-
<b>Eng. 8140.43S</b>		4			2,50	914 Cr *			A=97,53	
<b>Euro 3</b>					2,00	911 IF			L=167	
2798 ccm					2,50	947 EX Nit S			H=5	
92 kW (125 PS)									C=100,88	
<b>Eng. 8140.43N Euro 3</b>						<b>792091-40-4</b>	-	94,80		-
2800 ccm										
107 kW (146 PS)										
<b>Eng. 8140.43B.4300</b>		<b>94,40</b>				<b>792091-00-4</b>	-	94,40	<b>952006-4</b>	-
<b>Eng. Sofim HP 105</b>		4			2,50	914 Cr *			A=97,53	
<b>Euro 3</b>					2,00	911 IF			L=167	
2798 ccm					2,50	947 EX Nit S			H=5	
77 kW (105 PS)									C=100,88	
						<b>792091-40-4</b>	-	94,80		-





MODEL / ENGINE

YEAR



Dia.  
CYL



VT  
MT



Ø x L



SM-REF



SM-REF.



Piston  
Dia.



SM-REF.



SM-REF.

### FIAT DIESEL

#### Eng. 803.000

Tractor  
2340 ccm  
28-37,5 kW (38-51 PS)

96-

94,40  
3

3,00  
2,00  
2,50

**792092-00-4**  
914 Cr \*  
911 IW U  
947 EX Nit S

-

94,40

-

-

#### Eng. 8140.63.3700 Eng. 8140.63.4000

Ducato 2.8D  
Maxi 2.8D  
2798 ccm  
64-90 kW (87-122 PS)

96-  
96-

94,40  
4

#### Eng. 804.000

Tractor  
3120 ccm  
40-51,5 kW (54-70 PS)

96-

94,40

#### Eng. 806.000 Eng. 8065.01.000

Tractor  
4678 ccm  
66-81 kW (90-110 PS)

96-

94,40  
6

#### Eng. 802.000

#### Eng. 8020.01

#### Eng. 8025.01

Series 250 / 255  
1560 ccm  
18 kW (25 PS)

66-71

95,00  
2

59,65  
-  
-  
-23,5  
101,15  
-  
MØ=42,5

32  
x  
84

2,50  
2,50  
5,50

**792051-00-1**  
910 IF Cr  
911 IF  
947 EX Cr

**802043-00-1**

95,00

**952012-1**  
A=103  
L=187,5  
semi

-

#### Eng. 803.000

#### Eng. 8030.01

#### Eng. 8035.01.303 / .306 .308 / .309 / .320

Series 400  
Series 450  
Series 470  
Series 480  
Series 612 / 616  
2340 ccm  
28-37 kW (38-51 PS)

68-86  
76-80  
79-84  
74-  
66-71

95,00  
3

**792051-40-1**  
**792051-80-1**

**802043-40**

95,40

95,80

-

-

#### Eng. 804.000

#### Eng. 8040.01 / 8045.01

Series 550 / 555  
625  
3120 ccm  
40-54 kW (54-70 PS)

66-71  
66-71

95,00  
4

#### Eng. 806.000

#### Eng. 8060.01

#### Eng. 8065.01.000

Series 225  
314 / 416 / 645 / 650 / 655 / 662  
4678 ccm  
66/81 kW (90/110 PS)

66-71  
66-71

95,00  
6



MODEL / ENGINE

YEAR



Dia.  
CYL



VT  
MT



Ø x L



SM-REF



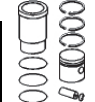
SM-REF.



Piston  
Dia.



SM-REF.



SM-REF.

**FIAT DIESEL**

**Eng. F1CE 0481 A / B**  
**Euro 3**  
**Eng. F1CE 0481 D / E**  
**Eng. F1CE 0481 FA**  
**HA / HC Euro 4**

Daily III 35 C / S 14 / 17  
Daily III 40 C 14 / 17  
Daily III 50 C / S 14 / 17  
Daily III 65 C 14 / 17  
Daily IV 35 C 15 / S 14  
Daily IV 35 C / S 17 / 18  
Daily IV 40 C 17 / 18  
Daily IV 45 C 17 / 18  
Daily IV 50 C 14 / 17 / 18  
Daily IV 60 C 17 / 18  
Daily IV 65 C 14 / 17 / 18  
Daily IV 70 C 17  
Ducato / Ducato III 160 M-Jet  
2998 ccm  
100-130 kW (136-176 PS)

02-06  
04-06  
04-06  
04-06  
06-11  
06-11  
06-11  
06-11  
06-11  
06-11  
06-11  
06-11  
06-11  
06-11  
06-11  
06-11  
06-11  
06-11

**95,80**  
4

2,50  
2,00  
2,50

**792007-00-4**  
914 Cr \*  
911 P \*  
947 EX Cr \*

-

95,80

-

-

**Eng. 8065.06.000**  
**Eng. 8045.06.213-215**  
Construction machine  
5418 ccm  
73 kW (100 PS)

**100,00**  
6

2,50  
2,50  
4,00

**792012-00-1**  
910 Cr \*  
931 P  
947 EX Cr

-

100,00

-

-

**Eng. 8065.06.230**  
Tractor  
5418 ccm  
73 kW (100 PS)

**100,00**  
6

3,00  
2,50  
4,00

**792077-00-2**  
914 Cr P \*  
911 P  
947 EX Cr

-

100,00

-

-

**Eng. 8025.02**  
Tractor 300 / 350 / 355  
1728 ccm  
24 kW (32 PS)

73-

**100,00**  
2

59,65  
-  
-  
-23,7  
101,15

32  
x  
84

2,50  
2,50  
5,50

**792050-00-1**  
910 Cr \*  
931 P  
947 EX Cr

**802014-00-1**

100,00

**952003-1**  
A=103  
L=187,5  
semi

-

**Eng. 8030.02/8035.02**  
Tractor 400 / 440 / 446 / 450  
455 / 465 / 466 / 470 / 474  
480 / 488 / 500 / 505 / 540  
616N3 / Nova Terra 4  
AD4 / R8036 / C8050 / 60  
2592 ccm  
33/45 kW (45/62 PS)

73-

**100,00**  
3

**792050-60-1**

-

100,60

-

-

**Eng. 8040.02/8045.02**  
Tractor 600 / 640 / 616N3 / 4  
40NC / 50NC / 55NL / NC  
329 / R8070 / C8070  
3456 ccm  
44-60 kW (60-82 PS)

73-

**100,00**  
4

**Eng. 8060.02/8065.02**  
Tractor 1000 / 80NC / NT / NR  
90NC / PC / P / 100NCL  
110F12 / combine M112  
5187 ccm  
74-89 kW (100-122 PS)

73-

**100,00**  
6



MODEL / ENGINE

YEAR

Dia.  
CYL

SM-REF



SM-REF.

Piston  
Dia.

SM-REF.



SM-REF.

**FIAT DIESEL****Eng. F4 AE 0481****A / B / C / D Euro 3**Eurocargo Tector NEF  
60 / 75 / 80 / 100 / 110 / 120  
130 / 150  
3922 ccm  
95-129 kW (125-202 PS)

96-03

**102,00**  
43,00  
2,39  
4,00**792042-00-2**  
914 Cr \*  
911 IF P  
947 EX Cr

-

102,00

-

-

**Eng. F4 AE 0681****A / B / D / E Euro 3**Eurocargo Tector NEF  
60 / 75 / 80 / 100 / 110 / 120  
130 / 150  
5883 ccm  
134-202 kW (182-275 PS)

00-03

**102,00**  
6**Eng. 8031.04 / 8035.04**Benfra 215 / FL 4  
505CS/565C/566 DT/570 DT  
570 / DTF /FV/ 580 / DT / 588  
C8066 / R8056  
2749 ccm  
37-43 kW (50-58 PS)**103,00**  
359,65  
-  
-22,7  
101,1534  
x  
902,50  
2,50  
4,00**792049-00-1**  
910 Cr \*  
931 P  
947 EX Cr**802049-00-1**

103,00

-

-

RT

**Eng. 8040.04.200****Eng. 8041.04****Eng. 8045.04.300**50 / 55  
765C / 766 / DT / 788 / 855C  
C8076 /FL/FL5/FL7/FR/FR12  
3666 ccm  
45-63 kW (61-86 PS)**103,00**  
4**Eng. 8055.04.200**880.5 / S / DT /955C / FR7  
4583 ccm  
63-66 kW (86-90 PS)**103,00**  
5**Eng. 8060.04.060****Eng. 8065.04.2**100 / 110 / 115 / 135 / 315 / 65 / 79  
80 / 90 / 95 / 109.14 / 110.14  
115.14 / 120.13 / 135.14 / 315.13  
316.13 / 55F13 / 79.13 / 14  
80.13/14  
5499 ccm  
96-123 kW (131-168 PS)

78-

**103,00**  
6**Eng. 8030.05 / 000**60-66/60-90 / 60.65/66/90  
2931 ccm  
37/44 kW (50/60 PS)**104,00**  
365,1  
-  
-22,5  
108,538  
x  
85  
T2,50  
2,50  
4,00**792020-00-1**  
910 Cr \*  
931 P  
947 EX Cr**802015-00-1**

104,00

**952004-1**A=107  
L=198  
semi

-

RT

**Eng. 8045.05 / 000**80.65 / 66 / 90 / 95  
90.90 / FL4 / FL / FD5  
FB / FD / FL / FR7 / 9 / 10 / 12  
3908 ccm  
52/59 kW (71/80 PS)**104,00**  
4**792020-40-1**  
**792020-10-1**

-

104,40

-

-

-

105,00

-

-

**Eng. 8050.05 / 000**90-90 / 90.90 / 95.55  
4885 ccm  
66/72 kW (90/98 PS)**104,00**  
5



MODEL / ENGINE

YEAR



Dia.  
CYL



Ø x L



SM-REF



SM-REF.



Piston  
Dia.



SM-REF.



SM-REF.

**FIAT DIESEL**

**Eng. 8060.05 / 8065**

79.14 / 115.14 / 115-90  
FD9 / FL10  
5862 ccm  
79-101 kW (108-138 PS)

86-

**104,00**  
6

65,1  
-  
-  
-22,5  
108,5

38  
x  
85  
T

2,50  
2,50  
4,00

**792020-00-1**  
910 Cr \*  
931 P  
947 EX Cr

**802015-00-1**  
RT

104,00

**952004-1**  
A=107  
L=198  
semi

-

**792020-40-1**

-

104,40

-

-

**792020-10-1**

-

105,00

-

-

**Eng. 8040.05.4990**

Cargo 709 / 909

**Eng. 8040.25.4000**

60 E 12 / 65 E 12

**Eng. 8040.25.420**

Series 79-12

**Eng. 8040.25.4200**

60 E 10

65 E 10

**Eng. 8040.25B.4200**

**Eng. 8040.25R.4200**

79 E 12

**Eng. 8040.25.400**

**Eng. 8040.25X.4000**

**Eng. 8040.25X.4947**

60 E 12 / 65 E 12 / 75 E 12

3908 ccm

75-85 kW (102-116 PS)

91-96

86-91

91-

91-96

91-96

91-96

**104,00**  
4

65,33  
-  
-  
104,33  
-  
MØ=46  
-

38  
x  
85  
T

3,50  
2,50  
4,00

**792075-00-2**  
914 Cr \*  
931 P  
947 EX Cr

**802040-00-1**  
RT

104,00

**952014-1**  
A=106,94  
L=198  
H=5  
C=109,83

-

**Eng. 8060.25R**

.4200 / 4210 / 4220 / 4225 / 4230

4240 / 4250 / 4280 / 4285 / 4290

4295 / 4300 / 4360 / 4362 / 4750

4755 / 4760 / 4764 / 4960 / 4967

4968 / 4970 / 4973 / 4980

80/100/120/150/170 E 15 Euro Cargo

75 / 120 E 15 Euro Cargo

130 E 15 Euro Cargo

95 E 15 Euro Cargo

120 E 15 / 180 E 18 Euro Cargo

85 E 15 Euro Cargo

80/100/120/130/150 E 18 Euro Cargo

135 / 170 E 18 Euro Cargo

135 E 23 Euro Cargo

**Eng. 8060.25V.4000**

80 E 18 / 100 E 18 Euro Cargo

**Eng. 8060.25V.4080**

120 / 130 / 150 E 18 Euro Cargo

135 E 23 Euro Cargo

170 E 18 Euro Cargo

**Eng. 8060.25V.4800**

100 E 18 Euro Cargo

135 / 170 E 18 Euro Cargo

180 E 18 Euro Cargo

Euro 1

**Eng. 8060.25R.4200 LTC**

75 / 80 / 100 / 120 E 15 Euro Cargo

5861 ccm

105-130 kW (143-177 PS)

91-00

91-92

92-00

91-01

91-03

91-96

91-00

94-00

94-01

91-00

91-00

91-00

94-01

94-00











91-00

94-00

91-03

91-15

**104,00**  
6

 <b>MODEL / ENGINE</b>	<b>YEAR</b>	 <b>Dia.</b> <b>CYL</b>	 KH GL VT BU MT	 $\varnothing \times L$		 <b>SM-REF</b>	 <b>SM-REF.</b>	 <b>Piston</b> <b>Dia.</b>	 <b>SM-REF.</b>	 <b>SM-REF.</b>
<b>FIAT DIESEL</b>										
<b>Eng. 8060.25.400</b>		<b>104,00</b>	65,33	38		<b>792075-00-2</b>	<b>802040-00-1</b>	104,00	<b>952014-1</b>	-
80 / 100 E 18 Euro Cargo	91-00	6	-	x	3,50	914 Cr *			A=106,94	
120 / 130 / 170 / 315 E 18 Euro Cargo	91-03		-	85	2,50	931 P	RT		L=198	
<b>Eng. 8060.25.4000</b>			-21	T	4,00	947 EX Cr			H=5	
80 / 100 E 18 Euro Cargo	91-00		104,33						C=109,83	
<b>Eng. 8060.25.420</b>			-							
80 E 18	91-01		MØ=46							
100 E 18	91-00		-							
120 / 130 / 170 / 315 E 18 Euro Cargo	91-03									
<b>Eng. 8060.25.4200</b>										
75 E 15 Euro Cargo	91-92									
80 E 15 / 100 E 15 Euro Cargo	91-00									
5863 ccm										
130 kW (177 PS)										
<b>Eng. 8040.45 Euro 2</b>		<b>104,00</b>				<b>792075-00-2</b>	-	104,00	<b>952014-1</b>	-
.5200 / 01 / 03 / 05 / 80 / 81		4			3,50	914 Cr *			A=106,94	
<b>Eng. 8040.45D Euro 2</b>					2,50	931 P			L=198	
.5100 / 01 / 03 / 05					4,00	947 EX Cr			H=5	
65 E 12 / 14 EuroCargo	94-00								C=109,83	
75 E 12 / 14 Euro Cargo	96-00									
3908 ccm										
85/100 kW (115/136 PS)										
<b>Eng. 8060.45 Euro 2</b>		<b>104,00</b>								
.5200 / 01 / 03 / 05 / 10-11 / 20		6								
21 / 23 / 32-35 / 50 / 51 / 55										
.7200										
80 E 21 Euro Cargo	95-00									
95 E 21 Euro Cargo	95-03									
100 E 21 Euro Cargo	95-01									
120/180/180 E 21 Euro Cargo	95-03									
130 E 24 Euro Fire	95-									
135 E 21 Euro Cargo	96-03									
120 EL 21 Euro Cargo	95-									
<b>Eng. 8060.45 Euro 1</b>										
.6000 / 90										
120/150/260 E 23 Euro Cargo	91-03									
130 E 23 Euro Cargo	92-00									
<b>Eng. 8060.45B Euro 2</b>										
.5100 / 01 / 03 / 05 / 10-13										
20 / 21 / 22 / 23 / 24 / 45 / 46 / 50										
51 / 53 / 55 / 60 / 85 / 86										
80 E 18 Euro Cargo	96-01									
85 E 18 Euro Cargo	96-00									
95/100/130 E 18 Euro Cargo	96-03									
120 E 18 Euro Cargo	91-03									
120 EL 18 Euro Cargo	96-03									
135/150/170 E 18 Euro Cargo	96-03									
5863 ccm										
130-167 kW (177-227 PS)										



MODEL / ENGINE

YEAR

Dia.  
CYL

Ø x L



SM-REF



SM-REF.

Piston  
Dia.

SM-REF.



SM-REF.

**FIAT DIESEL****Eng. 8060.45S Euro 1**

.6000 / 10 / 20 / 30 / 40 / 45 / 52

.6110 / 20 / 30 / 40 / 50

.6203

.6700 / 05 / 06 / 07 / 10 / 11

.6800 / 6912

120 / 150 E 23 Euro Cargo

91-03

130 E 23 Euro Cargo

91-00

130 E 24 Euro Cargo

00-03

135 E 23 Euro Cargo

92-01

170 E 23 Euro Cargo

94-01

260 / 280 E 23 Euro Cargo

91-01

**Eng. 8060.45S Euro 2**

.7200 / 01 / 03 / 05 / 10 / 11

13 / 15 / 50 / 51 / 55

120/135/150 E 23 Euro Cargo

91-03

130 E 23 Euro Cargo

91-00

170 E 23 Euro Cargo

96-03

170 E 27 Euro Cargo

91-03

180 E 23 Super Cargo

98-01

260 / 280 E 23 Euro Cargo

91-03

5861 ccm

130-167 kW (177-227 PS)

**8060.45S.6070 Euro 1**

60 E 23 Euro Cargo

91-96

5863 ccm

167 kW (227 PS)

**Eng. 8040.25.000**

.200-203 / 207 / 208 / 220 / 222 / 223

225 / 229 / 230 / 231 / 233 / 234

Series 75-12

87-92

Turbozeta 65-12

87-92

Turbozeta 79-12

87-92

Turbozeta 60-11

87-91

**Eng. 8040.45.4000 (TCA)**

60 / 65 / 75 E 14 Euro Cargo

91-93

80 E 14

96-01

**Eng. 8040.45**

.4010 / 4020 / 4030 / 4035 / 4050

4090

**Eng. 8040.45.410 Euro 1****Eng. 8040.45.4180 (TCA)**

75 E 14 Euro Cargo

1992

**Eng. 8040.45**

.4300 / 4305 / 4380 / 4381 / 4800

**Eng. 8040.45X.4180 / .4182**

60 E 14

91-96

65 / 75 E 14 Euro Cargo

91-92

3908 ccm

74-100 kW (101-136 PS)

104,00  
4

-

-

104,00

952014-1

-



MODEL / ENGINE

YEAR



Dia.  
CYL



Ø x L



SM-REF



SM-REF.



Piston  
Dia.



SM-REF.



SM-REF.

**FIAT DIESEL**

**Eng. 8060.25.600**

.601 / 602 / 603 / 604 / 621 / 630  
631 / 641 / 661 / 662 / 663 / 669  
670 / 673 / 678 / 679  
M 115-17 / 135-17 / 145-17 / 175-17  
Euro 120/220/230/335/340/435/450  
Series Z 120 / 220 / 335 / 435 / 450  
Series Z 230 / 235 / 340  
Series Z 220  
Series 90-17  
Series 80-17  
Series 110-17  
Euro 1

86-92  
87-88  
87-88  
86-87  
1986  
87-95  
86-94  
83-99

**104,00**  
4

-

-

104,00

**952014-1**

-

**Eng. 8060.45.4100 Euro 1**

.4150 / 4180 / 4700 / 4708

**Eng. 8060.45.600**

Series FD 9 / 10  
Series FR 12 / 130  
Series FH 200  
5861 ccm  
105-167 kW (143-227 PS)

86-  
86-  
86-

**104,00**  
6

**Eng. 8060.25.000 Euro 2**

M 110-17/115-17/135-17/145-17  
80 E 18 Euro Cargo

86-91  
91-01

**Eng. 8060.25.605**

Series 130 / 135-17

**Eng. 8060.45.6000**

150 E 23 / 260 E 23 Euro Cargo

91-03

**Eng. 8065.05.220**

Series 110-90

86-

**Eng. 8065.25.080 / .094**

FD 9/10 / FR 12/130 / FH 200

88-  
85-  
91-

Series 3550 / 3650

engine

5863 ccm

81-167 kW (110-227 PS)

**Eng. 8040.25 / 8045.25**

60.11 / 65.11 / 65.12  
75.12 / 79.12  
3908 ccm  
74-85 kW (101-115 PS)

-98

**104,00**  
4

3,00  
2,50  
4,00

**792018-00-2**  
914 Cr \*  
931 P  
947 EX Cr

-

104,00

-

-

**Eng. 8060.25 / 8065.25**

75 PC / 75 PM / 79.13  
80 E 18 EuroCargo  
90 PC / 90 PM / 115.17  
117.17 / 145.17  
5862 ccm  
110-130 kW (150-177 PS)

86-

**104,00**  
6

**792018-10-2**

-

105,00

-

-

**Eng. 8040.25.000**

**Eng. 8040.25.200**

**Eng. 8040.25.220**

3908 ccm  
74-85 kW ( 101-116 PS)

84-93  
90-96

**104,00**  
4

3,00  
2,50  
4,00

**792018-00-2**  
914 Cr \*  
931 P  
947 EX Cr

-

104,00

-

-

**Eng. 8060.25.000**

**Eng. 8060.25.080**

140-90  
F140  
5862 ccm  
103-130 kW (140-177 PS)

84-93  
90-96

**104,00**  
6

**792018-10-2**

-

105,00

-

-



MODEL / ENGINE

YEAR

Dia.  
CYLVT  
MT

Ø x L



SM-REF



SM-REF.

Piston  
Dia.

SM-REF.



SM-REF.

## FIAT DIESEL

## Eng. NEF Euro 3

3364 ccm  
50-58 kW (68-79 PS)104,00  
33,00 914 Cr \*  
2,39 911 IW U P  
4,00 947 EX Cr

792021-00-2

-

104,00

-

-

## Eng. F4AFE411B

## Eng. F4CE/GE9848 Euro 4

## Eng. F4GE0404A

## Eng. F4GE0454A

## Eng. F4GE0484C/G

4485 ccm  
60-137 kW (81-186 PS)104,00  
4

## Eng. NEF45 AM1 Euro 3

## Eng. NEF45 SM1 / SM2

## Eng. NEF45 TM1 / TM2

## Eng. N45 ENT Euro 3

## Eng. N45 MNS Euro 3

## Eng. N45 MNT Euro 3

## Eng. N45 MSS Euro 3

## Eng. N45 MST Euro 3

4500 ccm  
45-93 kW (61-126 PS)104,00  
6

## Eng. F4AE 0686 B

## Eng. F4HE 9684 D

## Eng. F4HE 9684 Jx100

## Eng. F4HE 968A Euro 3

## Eng. N67 ENT Euro 3

## Eng. N67 MNT Euro 3

## Eng. NEF67 SM1 / TM3

6700 ccm  
110-175 kW (150-238 PS)

## Eng. F4AFE611E

## Eng. F4GE0604A

## Eng. F4GE0655B

## Eng. F4GE0684C

## Eng. F4GE0685B

6728 ccm  
81-185 kW (110-252 PS)

## Eng. CO 3 / CO 75

750 / 805 / 840 / 850  
880 / Cerbiatto-V / Daino  
Leoncino / Lupetto / Tigrotto  
4562 ccm  
66 kW (90 PS)

68-

110,00  
4

75,2

-

-

-27,5

150,2

40

x

94

2,50

2,50

2,50

5,00

792067-00-1

910 Cr  
911 P  
930 P  
947 EX P

802067-00-1

110,00

952067-1

A=118  
L=236  
H=170  
C=129,5  
F=1

-

922067-1

1 x S 0,05  
1 x S 0,07  
1 x S 0,1

## Eng. F2BE0681

## A/BC/CA/D/DA/DB/F

Euro 3  
7790 ccm  
180-259 kW (245-352 PS)115,00  
6

-

-

115,00

952009-1

A=128,5  
L=211  
H=9  
C=136,5  
F=1,2

-

922009-1

2 x FP 3,53  
1 x FP 3,53





MODEL / ENGINE

YEAR



Dia.  
CYL



VT  
MT



Ø x L



SM-REF



SM-REF.



Piston  
Dia.



SM-REF.



SM-REF.

**FIAT DIESEL**

**Eng. 8460.21**

.002/004/006/008/010/020/042  
102/106/202/206/406/601/611/615

**Eng. 8460.21B.613**

480-S / 580-U  
480-U / 580-S

**Eng. 8460.21B.615**

.490

**Eng. 8460.41**

.101/102/104/106/108/114/118/124  
128/152/154/156/158/160/162/320  
.406/721/723

**Eng. 8460.41K.402 Euro 1**

180 / 190 E 34  
400 E 34

**Eng. 8460.41K.404 Euro 1**

Eurotrakker 180 / 190 E 34  
Eurotrakker 240 / 400 E 34  
Eurotrakker 260/ 330/ 380/ 440 E 34

**Eng. 8460.41M.7010/7012**

380.12.38

**Eng. 8460.41R Euro 1**

.725/727/741/743/745

**Eng. 8460.41S Euro 1**

.733/735/737/739

**Eng. 8465.21.004**

9498 ccm  
154-254 kW (210-345 PS)

120,00  
6

88-

92-00

95-

92-00

95-

93-

87-

**792028-00-2**

3,50 914 Cr \*  
3,00 911 IF Cr  
5,00 947 EX Cr P

120,00

**952013-1**

A=134  
L=249,25  
H=10  
C=144,8  
F=1

**Eng. 8460.21.202**

190.24

**Eng. 8460.41.124**

240.32

**Eng. 8460.41L.5040 Euro 1**

**Eng. 8460.41L.5080 Euro 1**

**Eng. 8460.41L.5100 Euro 1**

**Eng. 8460.41L.5140 Euro 1**

**Eng. 8460.41L.5334 Euro 1**

Eurostar 190 E 38

Eurostar 260 E 38

Eurostar 440 E 38

Eurotech 180 / 240 / 400 E 38

**Eng. 8460.41L.5342 Euro 1**

Eurostar 190 E 38

Eurostar 440 E 38

Eurotech 180 / 240 / 400 E 38

**Eng. 8460.41L.5356 Euro 1**

190 E 38

**Eng. 8460.41L.5360 Euro 1**

Eurostar 190 E 38

Eurostar 240 E 38

Eurostar/Eurotech 260 / 400 E 38

Eurotech 180 / 240 E 38

**Eng. 8460.41L.6356 Euro 1**

**Eng. 8460.41L.6362 Euro 1**

190 E 38

**Eng. 8460.41L.5020 Euro 1**

Eurostar 190 / 440 E 38

Eurostar / Eurotech 260 E 38

Eurotech 440 E 38

**Eng. 8465.21.002**

Series TX 66

9498 ccm

276 kW (375 PS)

88-

90-

92-00

92-95

93-00

92-00

92-00

93-00

92-00

92-00

92-00

92-

92-95

92-00

92-00

92-00

92-95

93-00



MODEL / ENGINE

YEAR

Dia.  
CYLVT  
MT

Ø x L



SM-REF



SM-REF.

Piston  
Dia.

SM-REF.



SM-REF.

## FIAT DIESEL

**Eng. 8460.41C.3094 Euro 2**

Eurotech/Eurotrakker 400 E 30

96-

120,00

6

3,50

792028-00-2

-

120,00

952013-1

-

**Eng. 8460.41E.711 Euro 2**

Eurotech/Eurotrakker 400 E 30

96-

3,00

914 Cr \*

A=134

**Eng. 8460.41E.715 Euro 2**

160.11.26 / 160.12.26

96-

5,00

911 IF Cr

L=249,25

**Eng. 8460.41K.4004 Euro 2**

Eurotech 240 / 400 E 34

95-02

Eurotrakker 190/240/400/440 E 34

95-

**Eng. 8460.41K.4010 Euro 2**

Eurotrakker 180 / 190 E 34

92-00

Eurotrakker 240 / 400 E 34

95-

Eurotrakker 260 / 380 / 440 E 34

**Eng. 8460.41K.4028 Euro 2**

Eurotrakker 340 E 34

**Eng. 8460.41K.4030 Euro 2**

Eurotrakker 190 E 34

92-00

Eurotrakker 260 / 380 E 34

**Eng. 8460.41K.4034 Euro 2**

Eurotrakker 340 E 34

**Eng. 8460.41K.4042 Euro 2**

Eurotrakker 190 E 34

92-00

Eurotrakker 240 E 34

95-

Eurotrakker 260 / 440 E 34

**Eng. 8460.41K.4046 Euro 2**

Eurotrakker 190 E 34

92-00

Eurotrakker 260 / 380 / 440 E 34

**Eng. 8460.41K.4048 Euro 2**

Eurotech 180 E 34

92-00

Eurotrakker 190 E 34

92-00

Eurotrakker 240 / 400 E 34

95-00

Eurotrakker 260 / 380 / 440 E 34

**Eng. 8460.41K.4054 Euro 2****Eng. 8460.41K.4058 Euro 2**

Eurotrakker 190 E 34

92-00

Eurotrakkker 260 / 380 E 34

**Eng. 8460.41K.4062 Euro 2****Eng. 8460.41K.4089 Euro 2**

Eurotrakker 340 E 34

**Eng. 8460.41K.4094 Euro 2**

Eurotrakker 190 E 34

92-00

**Eng. 846041K.4098 Euro 2**

Eurotrakker 340 E 34

**Eng. 8460.41K.4102 Euro 2**

Eurotrakker 190 E 34

92-00

**Eng. 8460.41K.4108 Euro 2**

Eurotech/Eurotrakker 400 E 34

95-

**Eng. 8460.41K.4110 Euro 2**

Eurotech 180 E 34

92-00

Eurotrakker 190 E 34

92-00

Eurotrakker 240 / 400 E 34

95-

Eurotrakker 260 / 380 / 440 E 34

**Eng. 8460.41T.2036 Euro 2**

Eurotech 240 E 25

97-

**Eng. 8460.41T.2050 Euro 2****Eng. 8460.41T.2054 Euro 2**

Eurotech 180 E 25

9498 ccm

184-276 kW (250-375 PS)



MODEL / ENGINE

YEAR

Dia.  
CYL

SM-REF



SM-REF.

Piston  
Dia.

SM-REF.



SM-REF.

**FIAT DIESEL**

**Eng. 8460.41.E**  
**Eng. 8460.41.SRI.20A 005**  
 9498 ccm  
 184-276 kW (250-375 PS)

**Eng. 8460.41K.406 Euro 1**  
 180 E 34  
 190 E 34  
 400 E 34  
 400 E 34

**Eng. 8460.41L TCA**

190 E 38  
 240 E 30  
 LD 260 E 38  
 MP 260 E 30

**Eng. 8460.41L.5020**

180 E 38  
 240 / 400 E 38  
 LD 240 / 400 E 38

**Eng. 8460.41 T**

MP 180 E 25

**Eng. 8460.41K.**

MP 260 / 340 / 380 / 400 E 34  
 Astra 44.34 / 64.34

**Eng. 8460.41R****Eng. 8460.41C. TCA**

LD 400 / 440 E 38

**Eng. 8460.41C.320**

180 E 30  
 190 E 30  
 400 E 30  
 9500 ccm  
 185-276 kW (251-375 PS)

92-93

93-

92-

92-98

93-

97-

93-02

99-04

92-93

92-

93-02

99-04

93-04

96-

93-02

92-96

97-98

92-98

120,00  
684,7  
-  
-3,2  
-27,4  
134,7

MØ=60

-

48  
x  
96  
T  
NB3,50  
3,00  
5,00792028-00-2  
914 Cr \*  
911 IF Cr  
947 EX Cr P802029-00-1  
RT / KK

120,00

952013-1  
A=134  
L=249,25  
H=10  
C=144,8  
F=1

-

**Eng. F3AE9687 AE001**

10300 ccm  
 315 kW (428 PS)

125,00  
62,50  
3,00  
4,00792019-00-1  
914 Cr P \*  
931 IW U P  
947 EX Cr

-

120,00

-

-

**Eng. F3AE0681.E**

EuroStar / EuroTech / Strails  
 10303 ccm  
 316 kW (430 PS)

125,00  
63,50  
3,00  
4,00792031-00-1  
914 Cr P \*  
931 P  
947 EX Cr

-

125,00

952010-1  
A=140  
L=239  
H=9,96  
C=150,6

-

**Eng. F3AE0681.D**

Strails  
 10303 ccm  
 287 kW (390 PS)

922010-1  
2 x FP 3,53  
1 x FP 3,53



MODEL / ENGINE

YEAR



Dia.  
CYL



VT  
MT



Ø x L



SM-REF



SM-REF.



Piston  
Dia.



SM-REF.



SM-REF.

**FIAT DIESEL**

**Eng. Cursor 11 Euro 6**

11100 ccm  
309-353 kW (420-480 PS)

128,00  
6

3,00 914 IF CDL  
2,50 911 IF U P \*  
4,00 947 EX CCL

<sup>\*NEW</sup>  
**792036-00-1**

128,00

**Eng. F3GFE611A Euro 6**

Stralis 190 S 42  
Stralis II 190 S 46  
Stralis II 260 S 46 / 48  
Stralis II 440 S 46  
Stralis II AD190S48  
Stralis II AD190S48FP  
Stralis II AD190S48P  
Stralis II AD260S48FP  
Stralis II AD260S48P  
Stralis II AD320S48P  
Stralis II AD440S48TP  
Stralis II AS190S48FP  
Stralis II AS190S48P  
Stralis II AS260S48FP  
Stralis II AS260S48P  
Stralis II AS440S48TFP  
Stralis II AS440S48TP  
Stralis II AT190S48FP  
Stralis II AT190S48P  
Stralis II AT260S48FP  
Stralis II AT260S48P  
Stralis II AT320S48P  
Stralis II AT440S48TP  
11118 ccm  
353 kW (480 PS)

13-  
13-  
13-  
13-  
13-  
13-  
13-  
13-  
13-  
13-  
13-  
13-  
13-  
13-  
13-  
13-  
13-  
13-  
13-  
13-  
13-  
13-  
13-  
13-  
13-  
13-  
13-  
13-  
13-  
13-  
13-

**Eng. 203 A 61 / H 61  
Eng. 310 H 61**

682 N3 / N4 / T3 / T4  
690 N1 / N2 / T1 / T1R  
Bus 306  
11548 ccm  
132,5 kW (180 PS)

66-

130,00  
6  
92,5  
-  
-  
-30  
200  
-  
MØ=61  
48  
x  
110  
4,00  
3,00  
3,00  
5,50

**792040-00-1**  
914 Cr \*  
911 IF P  
931 P  
947 EX Cr  
**792040-60-1**

**802060-00-1**  
RT  
-

130,00  
130,60

**952060-1**  
A=136,00  
L=282  
-

**Eng. F3BE0681  
A/B/C/CB/E/F/G Euro 3**

12882 ccm  
280-397 kW (381-540 PS)

135,00  
6

4,00 914 Cr \*  
3,00 911  
5,00 947 EX Cr

-  
**792034-00-1**

135,00

**952008-1**  
A=152,00  
L=255  
H=10  
C=161,6  
F=1,2

**922008-1**  
2 x FP 3,53  
1 x FP 3,53

**Eng. F3BE0681  
A/B/C/E/G Euro 3  
F/D**

12882 ccm  
280-397 kW (380-540 PS)

02-

135,00  
6

4,00 914 Cr \*  
3,00 911  
5,00 947 EX Cr

-  
**792037-00-1**

135,00

**Eng. F3B3681  
A/B/C/D/E/F/G Euro 4/5**

12880 ccm  
301-412 kW (409-560 PS)

135,00  
6

3,00 914 CCL P \*  
3,00 911 IW Cr P  
5,00 947 EX Cr

-  
**792039-00-1**

135,00

**Eng. F3BE9685 / 9687  
C.13ENT**

135,00  
1

3,00 914 CCL P \*  
1,50 930 IF U P \*  
5,00 947 EX Cr

<sup>\*NEW</sup>  
**792039-00-1**

135,00



MODEL / ENGINE

YEAR

Dia.  
CYLVT  
MT

Ø x L



SM-REF



SM-REF.



Dia.



SM-REF.



SM-REF.



SM-REF.

## FIAT DIESEL

**Eng. 8210.02.221 A**  
**Eng. 8210.12.0**  
 170/180/190/240/260/300  
 330/370/421/619/691/697  
 13797 ccm  
 162-191 kW (220-260 PS)

69-81

137,00  
692  
-  
-32,4  
16748  
x  
117,54,00  
3,00  
3,00  
5,50

**792047-00-1**  
 914 Cr \*  
 911 Cr  
 911 Cr  
 947 EX Cr

802047-00-1  
RT

137,00

**952068-1**  
 A=143,02  
 L=282  
 H=6  
 C=147

-

**792044-00-1**  
 914 Cr \*  
 911 P  
 911 P  
 947 EX Cr

-

137,00

-

-

**Eng. 8210.42.151 / 152**  
 190.38 / Turbo Tech 380  
**Eng. 8210.42.400**  
 Eurotech 400E42 / 190E42  
 260E42 / 380E42 / 440E42  
 410E42 / 720E42  
 13798 ccm  
 265-346 kW (360-470 PS)

91-

137,00  
692  
-  
-21  
157  
83,850  
x  
115  
NB/T4,00  
3,00  
5,50

**792033-00-1**  
 914 Cr \*  
 911 Cr  
 947 EX Cr

802048-00-1  
RT / HA / KK

137,00

**952068-1**  
 A=143,02  
 L=282  
 H=6  
 C=147

-

**Eng. 8210.42.009**  
**Eng. 8210.42.011**  
**Eng. 8210.42.101**  
**Eng. 8210.42.115**  
 13798 ccm  
 265-346 kW (360-470 PS)

137,00  
692  
-  
-  
-25,5  
157  
-  
MØ=72  
-55  
x  
1154,00  
3,00  
5,50

**792033-00-1**  
 914 Cr \*  
 911 Cr  
 947 EX Cr

**802046-00-1**  
 \*NEW\*  
 RT / KK

137,00

**952068-1**  
 A=143,02  
 L=282  
 H=6  
 C=147

-

**952069-1**  
 A=143,02  
 L=281,60  
 H=6,04  
 C=149

**Eng. 8210.02 / .000/.020**  
 .022/.032/.053/.067/.069  
 .081/.266/.267/.371/.373  
 .377/.385/.393/.405/.426  
 .440/.441/.731/.032  
 13798 ccm  
 191 kW (260 PS)

137,00  
6

92

48

4,00  
3,00  
3,00  
5,50

**792065-00-1**  
 914 Cr \*  
 911 Cr P  
 931 P  
 947 Ex Cr

-

137,00

**952068-1**  
 A=143,02  
 L=282  
 H=6  
 C=147

-

**Eng. 8211.02.032**  
 13798 ccm  
 191 kW (260 PS)

137,00  
692  
-  
-  
-32,4  
167  
-  
MØ=67  
-48  
x  
117,54,00  
3,00  
3,00  
5,50

**792047-00-1**  
 914 Cr \*  
 911 Cr  
 911 Cr  
 947 EX Cr

802047-00-1  
RT

137,00

**952069-1**  
 A=143,02  
 L=281,60  
 H=6,04  
 C=149

-

**792044-00-1**  
 914 Cr \*  
 911 P  
 911 P  
 947 EX Cr

-

137,00

-

-



MODEL / ENGINE

YEAR

Dia.  
CYLVT  
MT

Ø x L

4,00  
3,00  
3,00  
5,50

SM-REF



SM-REF.

Piston  
Dia.

SM-REF.



SM-REF.

## FIAT DIESEL

**Eng. 8215.02**  
13797 ccm  
162 kW (220 PS)

88-

137,00  
692  
-  
-32,4  
167  
-  
MØ=67  
-48  
x  
117,54,00  
3,00  
3,00  
5,50

**792047-00-1**  
914 Cr \*  
911 Cr  
911 Cr  
947 EX Cr

802047-00-1  
RT

137,00

**952068-1**  
A=143,02  
L=282  
H=6  
C=147

-

**Eng. 8210.42.101**  
190.36/240.36/330.36/340.36  
TurboStar  
13798 ccm  
265 kW (360 PS)

88-

137,00  
6

-

-

4,00  
3,00  
5,50

**792033-00-1**  
914 Cr \*  
911 Cr  
947 EX Cr

-

137,00

**952068-1**  
A=143,02  
L=282  
H=6  
C=147

-

**952069-1**  
A=143,02  
L=281,60  
H=6,04  
C=149

**Eng. 8260.01/02**  
370.25 / BM 25 / 30 / 305  
12876 ccm  
182 kW (248 PS)

76-

145,00  
V6

-

-

4,00  
3,00  
6,00

**792046-00-1**  
914 Cr \*  
911 Cr P  
947 EX Cr P

-

145,00

-

-

**Eng. 8280.01/02/22/42**  
190 / 220 / 240 / 320 /  
FR35 / FD30 /  
Turbostar / Turbostar 2  
17174 ccm  
243 kW (654 PS)

84-

145,00  
V8

-

-

4,00  
3,00  
6,00

**792064-00-1**  
914 Cr \*  
931 P  
947 Cr P

-

145,00

-

-

## FORD

**Fiesta  
Escort**  
Eng. 1.1 / HCS  
1119 ccm  
37-40 kW (50-55 PS)

89-92  
91-68,70  
4

-

-

1,50  
1,75  
3,00

**792123-00-4**  
910 IF Cr \*  
931  
947 Cr

-

68,70

-

-

**Ford Fiesta V  
Ford Figto 1.2 I**

10-15

70,60  
4

-

-

1,20  
1,50  
2,00

**792178-00-4**  
910 Cr S P  
911 P  
3PC Cr

-

70,60

-

-

**Fiesta 1.25 Trend**  
Eng. ZH12 Zetec S  
1242 ccm  
55 kW (75 PS)

95-97

71,90  
428,25  
-  
-  
-0,93  
55,25  
-  
MØ=52  
-

-

1,20  
1,50  
2,50

**792147-00-4**  
910 IF Nit S  
931 P  
3PC Cr P

802108-00-1

71,90

-

-











**792147-50-4**






802108-50-1

72,40

-

-

 MODEL / ENGINE	YEAR	 Dia. CYL	 VT MT	 GL BU	 Ø x L	 SM-REF	 SM-REF.	 Piston Dia.	 SM-REF.	 SM-REF.
<b>FORD</b>										
<b>B-Max 1.0 EcoBoost</b>	12-	<b>71,90</b>				<b>792177-00-3</b>	-	71,90	-	-
<b>C-Max II 1.0 EcoBoost</b>	12-	3			1,00	910 IF PVP S				
<b>Ecosport 1.0 EcoBoost</b>	13-				1,20	931 P				
<b>Fiesta VI 1.0</b>	12-				2,00	3PC Nit				
<b>Fiesta VI 1.0 EcoBoost</b>	12-									
<b>Fiesta VI 1.0 Sport</b>	14-					<b>792177-25-3</b>	-	72,15	-	-
<b>Focus III 1.0 EcoBoost</b>	12-									
<b>Grand C-Max 1.0 EcoBoost</b>	12-					<b>792177-50-3</b>	-	72,40	-	-
<b>KA 1.0 SE Plus Flex</b>	14-									
<b>Mondeo V 1.0 EcoBoost</b>	15-									
Eng. M1CA / M1CB / M1DA / M1JA Eng. M1JC / M1CE / M1JH Eng. P4JA / P4JB / P4JC / P4JD Eng. XMJA / XMJB / YYJA / YYJB Eng. YYJC / YYJD 998 ccm 48-103 kW (65-140 PS)										
<b>B-Max 1.0 EcoBoost</b>	12-	<b>71,91</b>	32,9		20	<b>792177-00-3</b>	<b>802128-00-1</b>	71,91	-	-
<b>C-Max II 1.0 EcoBoost</b>	12-	3	5,6		x	1,00	910 IF PVP S			
<b>Fiesta VI 1.0 EcoBoost</b>	13-		-3,0/-2,5		47	1,20	931 P			
<b>Focus III 1.0 EcoBoost</b>	12-		-8,75		T	2,00	3PC Nit			
<b>Grand C-Max 1.0 EcoBoost</b>	12-		50,9							
<b>Grand Tourneo Connect 1.0 EcoBoost</b>	13-		-			<b>792177-25-3</b>	<b>802128-25-1</b>	72,16	-	-
<b>Tourneo Courier 1.0 EcoBoost</b>	14-		MØ=43			<b>792177-50-3</b>	<b>802128-50-1</b>	72,41	-	-
<b>Transit Courier 1.0 EcoBo.</b>	14-									
<b>Tourneo Connect 1.0 EcoBoost</b>	13-									
<b>Transit Connect 1.0 EcoBoost</b>	13-									
Eng. M2DA / M2GA / M2GB Eng. SFCA / SFCB / SFCC / SFCD Eng. SFDA / SFJA / SFJB / SFJC Eng. SFJD 998 ccm 74 kW (100 PS)										
<b>Fiesta</b>	76-83 84-88	<b>74,00</b>				<b>792116-00-4</b>	-	73,98	-	-
Eng. TK B / LC 935 / 957 ccm 29 / 33 kW (40 / 45 PS)		4				1,60 2,00 4,00	910 Cr * 931 Fe 3PC Cr			
<b>Courier / Escort</b>	88-92	<b>74,00</b>				<b>792112-00-4</b>	-	74,00	-	-
<b>Fiesta / Ka / Orion</b>	89-92	4				1,50 1,75 3,00	910 Cr * 931 P 947 EX Cr			
Eng. J4B / J4C / J6A / J6B Eng. JBA / JBB / JBC / JJA Eng. JJD 1297 ccm 44-46 kW (60-63 PS)						<b>792112-50-4</b>	-	74,50	-	-
<b>Fiesta / Escort</b>	92-	<b>74,00</b>	29,4	18,03		<b>792112-00-4</b>	<b>802106-00-1</b>	73,98	-	-
Eng. CFI 1297 ccm 44 kW (60 PS)		4	-	x	1,50	910 Cr *				
			-	64	1,75	931 P				
			-3,5		3,00	947 EX Cr				
			53,9			<b>792112-50-4</b>	<b>802106-50-1</b>	74,51	-	-
						-	<b>802106-10-1</b>	75,01	-	-

 <b>MODEL / ENGINE</b>	YEAR	 <b>Dia.</b> <b>CYL</b>	 <b>VT</b> <b>MT</b>	 <b>Ø x L</b>		 <b>SM-REF</b>	 <b>SM-REF.</b>	 <b>Piston</b> <b>Dia.</b>	 <b>SM-REF.</b>	 <b>SM-REF.</b>
<b>FORD</b>  <b>Rocam Ikon 1.3i</b> Eng. ZL13 1299 ccm 51-70 kW		<b>74,00</b> 4			1,20 1,50 2,00	<b>792164-00-4</b> 910 IF Nit S 931 P 3PC Nit	-	74,00	-	-
<b>Focus II / Turnier 1.4</b> <b>Focus II Saloon 1.4</b> <b>Fiesta VI 1.4</b> Eng. ASDA / ASDB Eng. SPJA (1.4 Duratec) 1388 ccm 59-71 kW (80-97 PS)	04- 05- 08-	<b>76,00</b> 4			1,20 1,50 2,50	<b>792150-00-4</b> 910 Nit S 911 P 3PC Cr  <b>792150-10-4</b>	-	76,00  77,00	-	-
<b>Econovan / Laser</b> Eng. E5 / H14 B 1415 ccm 52 kW (71 PS)	85-91	<b>77,00</b> 4			1,50 2,00 4,00	<b>798518-00-4</b> 910 Nit S 931 P 3PC Cr	-	77,00	-	-
<b>Laser</b> Eng. E3 1296 ccm 53 kW (72 PS)		<b>77,00</b> 4			1,20 1,50 4,00	<b>792163-00-4</b> 910 IF Nit S 931 P 3PC Cr	-	77,00	-	-
<b>Courier</b> Eng. VB 1800 ccm		<b>78,00</b> 4			1,50 1,50 4,00	<b>798520-00-4</b> 910 IF Cr S 931 P 3PC Cr	-	78,00	-	-
<b>Courier</b> Eng. NA 1800 ccm		<b>78,00</b> 4			1,20 1,50 4,00	<b>798522-00-4</b> 910 Cr S 931 P 3PC Cr	-	78,00	-	-
<b>Focus / B-Max / C-Max</b> <b>Grand C-Max</b> Eng. EcoBoost 1.0 998 ccm 74-92 kW (101-125 PS)	12- 12-	<b>79,00</b> 3			1,20 1,50 2,00	<b>792148-00-3</b> 910 Nit S 931 P 3PC Nit	-	79,00	-	-
<b>Fiesta / Focus</b> <b>Fusion 1.6 16V</b> <b>Mondeo / Puma</b> Eng. FYDA / FYDD / ZH 16 1597 ccm 74-76 kW (100-103 PS)	98-	<b>79,00</b> 4			1,20 1,50 2,00	<b>792149-00-4</b> 910 Cr S 931 P 3PC Cr  <b>792149-50-4</b>  <b>792149-10-4</b>	-  -	79,00  79,50  80,00	-  -	-  -
<b>Escort</b> <b>Fiesta XR2</b> <b>Orion / Escort XR3i</b> Eng. CVH / LRB 1597 ccm 58-84 kW (79-115 PS)	80-88  82-91	<b>80,00</b> 4			1,60 2,00 4,00	<b>792118-00-4</b> 910 Cr * 931 P 3PC Cr	-	80,00	-	-





MODEL / ENGINE

YEAR



Dia.

CYL



VT

MT

Ø x L



SM-REF



SM-REF.



Piston

Dia.













SM-REF.



SM-REF.

MODEL / ENGINE	YEAR	Dia. CYL	VT MT	Ø x L	SM-REF	SM-REF.	Piston Dia.	SM-REF.	SM-REF.
<b>FORD</b>									
<b>Sierra 1.8</b> Eng. R2C / R6A / CVH 1769 ccm 64-66 kW (87-90 PS)	86-	<b>80,00</b> 4			1,50 910 IF Cr * 1,50 931 P 3,00 3PC Cr	-	80,00	-	-
					<b>792129-10-4</b>	-	81,00	-	-
<b>Courier</b> Eng. MA		<b>80,00</b> 4			1,20 910 Cr S 1,50 931 P 4,00 3PC Cr	-	80,00	-	-
<b>Galaxy 2.8i V6</b> <b>Galaxy 2.8i V6 4x4</b> Eng. AAA / AMY 2792 ccm 128 kW (174 PS)	95-00 96-00	<b>81,00</b> 4			1,50 910 IF Cr S 1,75 931 P 3,00 947 EX Cr	-	81,00	-	-
					<b>795036-50-4</b>	-	81,50	-	-
					1,50 910 IF Cr S 1,75 931 P 3,00 3PC Cr	-	81,00	-	-
					<b>795037-25-4</b>	-	81,25	-	-
					<b>795037-50-4</b>	-	81,50	-	-
<b>Focus 1.6</b> 1596 ccm		<b>82,00</b> 4			1,20 910 Cr S P 1,50 931 P 2,00 3PC Cr P	-	82,00	-	-
<b>Fiesta Ikon</b> ZL16 1598 ccm 68 kW (92 PS)	-99 00-07	<b>82,07</b> 4			1,20 910 Nit S 1,50 931 P 2,00 3PC Nit	-	82,07	-	-
<b>Contour</b> Eng. Duratec VE Eng. Duratec 25SVT 2540 ccm 93-145 kW		<b>82,50</b> 6			1,20 910 IF Nit S 1,50 911 IF P 3,00 3PC Cr P	-	82,50	-	-
<b>Focus C-Max 1.8i 16V</b> <b>Mondeo III 1.8i 16V</b> Eng. CGBA / CGBB / CHBA Eng. CHBB 1798 ccm 81-93 kW (110-126 PS)	04-07 00-07	<b>83,00</b> 4			1,20 910 IF Nit S 1,20 931 P 2,50 3PC Nit	-	83,00	-	-
<b>Probe</b> Eng. FS / FS05 1991 ccm		<b>83,00</b> 4			1,20 910 IF Nit S 1,50 931 P 3,00 3PC Cr	-	83,00	-	-

 <b>MODEL / ENGINE</b>	<b>YEAR</b>	 <b>Dia.</b> <b>CYL</b>	 <b>VT</b> <b>MT</b>	 $\varnothing \times L$		 <b>SM-REF</b>	 <b>SM-REF.</b>	 <b>Piston</b> <b>Dia.</b>	 <b>SM-REF.</b>	 <b>SM-REF.</b>
<b>FORD</b>  <b>Sierra / Scorpio / Transit Galaxy</b> Eng. DOHC / EFI / NS / NSE 1998 ccm 80-88 kW (109-120 PS)	89-94 95-	<b>86,00</b> 4			1,60 1,75 3,00	<b>792103-00-4</b>  910 Cr * 911 P 3PC Cr	-	86,00	-	-
<b>Sierra 2.0</b> Eng. N8C 1998 ccm 77 kW (105 PS)		<b>86,00</b> 4			1,60 2,00 4,00	<b>792168-00-4</b> <sup>*NEW</sup> 910 Cr * 931 P 3PC Cr P	-	86,00	-	-
<b>Granada / Sierra Scorpio</b> Eng. OHC / REC 1796 ccm 66 kW (90 PS)	84-92	<b>86,20</b> 4			1,60 2,00 4,00	<b>792126-00-4</b>  910 Cr * 911 3PC Cr	-	86,20	-	-
<b>C-Max 2.0 Focus C-Max 2.0 Focus II Convertible Estate / Saloon 2.0 16V Galaxy 2.0 / S-Max 2.0 Mondeo III / Estate Saloon 2.0 16V</b> Eng. AODA / AODB / AOWA Eng. CJBA 1999 ccm 107 kW (146 PS)	07- 04-07 04-  06- 00-07	<b>87,50</b> 4			1,20 1,20 2,50	<b>792172-00-4</b>  910 Nit S 931 P 3PC Cr	-	87,50	-	-
<b>Galaxy II 2.0 EcoBoost Galaxy MK II 2.0 EcoBoost Mondeo IV 2.0 EcoBoost S-Max 2.0 EcoBoost</b> Eng. TNWA / TNWB / TPBA / TPWA 1999 ccm 146-149 kW (199-243 PS)	10-15 10-15 10-15 10-14	<b>87,50</b> 4	32,8 2,19 -3,5/-3,85 53,8 - - -	22,5 x 55,6 T	1,20 1,20 2,00	<b>792187-00-4</b>  910 Nit S 931 P 3PC Nit  <b>792187-50-4</b>	<b>802111-00-1</b>  -	87,50  88,00	-  -  -	-  -  -
<b>Sable / Tourus / Ranger</b> Eng. Vulcan V6 2997 ccm		<b>89,00</b> 6			1,50 1,50 3,00	<b>792176-00-6</b>  910 IF Cr * 931 P 3PC Cr P	-	89,00	-	-
<b>Capri II 2.0 Capri III 2.0 Escort II 2.0 RS Granada 2.0 Granada Estate 2.0 Transit Box / Bus 2.0 Transit Platform/Chassis2.0 Taunus Coupe 2000 Taunus 2.0 Taunus 2000 Taunus Turnier 2.0 Taunus 80 Turnier 2.0 Taunus 80 2.0</b> Eng. 4 RC (TL20L) / NE (TL20H) Eng. NEE / NEG / NEK / NEN / NEP Eng. NER / TL20H / TL20 LC 1993 ccm 43-77 kW (59-105 PS)	74-77 78-85 75-80 79-85 75-85 77-86 77-86 73-76 76-79 73-76 76-79 79-82 79-82	<b>90,80</b> 4			2,00 2,50 4,00	<b>792114-00-4</b>  910 IF Cr * 931 P 947 EX Cr	-	90,80	-	-



MODEL / ENGINE

YEAR

Dia.  
CYL

Ø x L



SM-REF



SM-REF.

Piston  
Dia.

SM-REF.



SM-REF.

**FORD****Capri / Consul / Escort RS  
Granada / Taunus / Cortina  
Scorpio  
Sierra**Eng. HC  
1994 ccm  
72-84,5 kW ( 98-115 PS)**Escort  
Capri  
Granada  
Scorpio  
Sierra**Eng. N4A / N41 / NE / NE4  
Eng. NEK / NEL / NEN / NEP  
Eng. NER / NET / NR2 / NRB  
Eng. NRA / NRD / NRI  
1995 ccm  
74-85 kW (101-115 PS)70-82  
70-82  
83-  
82-93  
  
76-80  
78-87  
81-85  
85-92  
82-93**90,80**  
41,60  
2,00  
4,00**792125-00-6**  
910 IF Cr \*  
931 P  
947 EX Cr-  
-  
-

90,80

-  
-  
--  
-  
-**FORD DIESEL****Eng. UGJC**B-Max 1.5 TDCI  
Fiesta VI 1.5 TDCI  
1499 ccm  
55 kW (75 PS)12-  
12-**73,50**  
42,50  
2,00  
2,00**792106-00-4**  
914 Cr \*  
931 P  
947 EX Nit S-  
-  
-

73,50

-  
-  
--  
-  
-2,00  
2,00  
2,00**792121-00-4**  
913 Cr \*  
931 P  
947 EX Nit S-  
-  
-

73,50

-  
-  
--  
-  
-**792121-50-4**

-

74,00

-

-

**Eng. DV4TD / DV4TED**Fiesta TDCI / Fusion  
1399 ccm  
50-66 kW (68-90 PS)

02-

**73,70**  
442,94  
-1,55  
-14,7  
65,44  
MØ=37,1625  
x  
60  
T  
2,50  
1,95  
2,50**793756-00-4**  
916 Cr \*  
911 IF U P  
947 EX Cr P**803711-00-1**  
RT / AK

73,70

-  
--  
-**793756-50-4****803711-50-1**

74,20

-

-

**Eng. G8DA / G8DB  
Eng. HDDA / HDDB  
Eng. HHDA / HHDB Euro 4**C-Max 1.6 TDCI  
Focus C-Max 1.6 TDCI  
Focus II 1.6 TDCI  
1560 ccm  
66-80 kW (90-109 PS)07-10  
03-07  
04-12**75,00**  
43,00  
1,95  
2,50**793758-00-4**  
916 Cr \*  
931 P  
947 EX Nit S-  
-  
-

75,00

-  
-  
--  
-  
-**793758-50-4**

-

75,50

-

-



MODEL / ENGINE

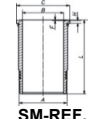
YEAR

Dia.  
CYL

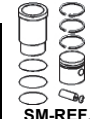
SM-REF



SM-REF.

Piston  
Dia.

SM-REF.



SM-REF.

**FORD DIESEL****Eng. G8DA / G8DB****Eng. HHDA / HHDB****Eng. HHJA / HHJB****Eng. HHJC / HHJD****Eng. HHJE / UBJA**

C-Max 1.6 TDCI

Focus C-Max 1.6 TDCI

Focus II 1.6 TDCI

Focus Estate 1.6 TDCI

Focus II Saloon 1.6 TDCI

Fiesta V 1.6 TDCI

Fusion 1.6 TDCI

Fiesta Van 1.6 TDCI

Fiesta VI 1.6 TDCI

1560 ccm

55-80 kW (75-109 PS)

07-  
03-07  
04-  
05-  
04-  
09-  
08-**75,00**  
441,7  
-  
-1,16  
-13,29  
65,2  
MØ=41,7226  
x  
61  
T3,00  
1,95  
2,50**792170-00-4**  
916 Cr \*  
931 P  
947 EX Nit S**803710-00-1**  
RT / KK / AK

75,00

**953706-4**  
A=78  
L=142  
H=5  
C=79,5  
semi

-

07-  
03-07  
04-  
05-  
04-  
09-  
08-**792170-50-4** **803710-50-1**

80,00

-

-

**Eng. NGDA****Eng. T1BA / T1BB****Eng. T1BC**

Focus III 1.6 TDCI

Focus III 1.6 TDCI Econetic

Mondeo IV 1.6 TDCI / Turnier

1560 ccm

77-85 kW ( 105-115 PS)

12-  
12-  
10-15**75,00**  
4

-

2,50  
1,95  
2,00**793770-00-4**  
914 Cr \*  
931 P  
947 EX Nit S

-

75,00

-

-

12-  
12-  
10-15**793770-50-4**

-

75,50

-

-

**Eng. T1DA / T1DB****Eng. T3DA / T3DB****Eng. T3JA / T3JB****Eng. TZJA / TZJB**

B-Max Van 1.6 TDCI

C-Max II 1.6 TDCI

C-Max II Van1.6 TDCI

Fiesta VI Van 1.6 TDCI

Focus III Stufenheck 1.6 TDCI

Focus III 1.6 TDCI

Focus III Turnier 1.6 TDCI

Grand C-Max 1.6 TDCI

Grand C-Max Van 1.6 TDCI

1560 ccm

70-85 kW (95-115 PS)

12-  
10-  
10-  
10-  
10-  
10-  
10-  
10-  
10-  
10-**75,00**  
441,7  
-  
-  
-13,89  
65,2  
-  
MØ=45  
-26  
x  
61  
T2,50  
1,95  
2,00**793770-00-4**  
914 Cr \*  
931 P  
947 EX Nit S**803737-00-1**  
RT / KK

75,00

-

-

12-  
10-  
10-  
10-  
10-  
10-  
10-  
10-  
10-  
10-**793770-50-4** **803737-50-1**

75,50

-

-

**Eng. AFN / MF / MG / Z1**

Galaxy 1.9 TDI

1896 ccm

66-81 kW (90-110 PS)

95-98

**79,50**  
4

-

1,75  
2,00  
3,00**795048-00-1**  
910 Cr S  
911 IF U  
947 EX Cr

-

79,50

-

-

**795048-50-1**

-

80,00

-

-

**795048-10-1**

-

80,50

-

-

**795045-00-4**

-

79,50

-

-

1,75  
2,00  
3,00910 Cr S  
911 IF U  
947 EX Cr**795045-50-4**

-

80,00

-

-

**795045-10-4**










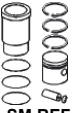
-









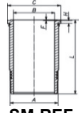

80,50










-

-




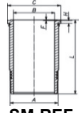
 <b>MODEL / ENGINE</b>	YEAR	 <b>Dia.</b> <b>CYL</b>	 VT MT	 Ø x L		 <b>SM-REF</b>	 <b>SM-REF.</b>	 <b>Piston</b> <b>Dia.</b>	 <b>SM-REF.</b>	 <b>SM-REF.</b>
<b>FORD DIESEL</b>  <b>Eng. 1Z / AFN / AHU / ANU</b> <b>Eng. ASZ / AUY / AVG / BTB</b> Galaxy I 1.9 TDI 1896 ccm 66-110 kW (90-150 PS)	95-09	79,50 4			1,75 2,00 3,00	<b>795020-00-4</b> 910 CCL* 911 IF U 947 EX Cr  <b>795020-50-4</b>	-  -	79,50  80,00	-  -	-  -
<b>Eng. LTA / LTB / LTC</b> Escort III 1.6 D Escort III Express 1.6 D Escort IV Turnier 1.6 D Escort IV 1.6 D Escort IV Express 1.6 D Escort IV Turnier 1.6 D Fiesta II 1.6 D Orion I 1.6 D Orion II 1.6 D 1608 ccm 40 kW (54 PS)	84-85 84-86 84-85 86-89 86-90 86-89 84-89 84-86 85-89	80,00 4			2,00 2,00 3,00	<b>792119-00-4</b> 910 Cr * 911 P 947 EX Cr  <b>792119-50-4</b>	-  -	80,00  80,50	-  -	-  -
<b>Eng. LTA / LTB / LTC</b> Escort III 1.6 D Escort III Express 1.6 D Escort Turnier 1.6 D Escort IV 1.6 D Escort IV Express 1.6 D Escort IV Turnier 1.6 D Fiesta II 1.6 D Orion I 1.6 D Orion II 1.6 D 1608 ccm 40 kW (54 PS)	84-85 84-86 84-85 86-89 86-90 86-89 84-89 84-86 85-89	80,00 4			2,00 2,00 3,00	<b>793530-00-4</b> 910 Cr * 911 P 947 EX Cr  <b>793530-50-4</b>	-  -	80,00  80,50	-  -	-  -
<b>Eng. RTA / RTB / RTC</b> <b>Eng. RTD / RTE / RTF</b> <b>Eng. RTG / RTH / RTJ</b> <b>Eng. RTK</b> Escort D / Orion D / Fiesta D 1753 ccm 44 kW (60 PS)	88-94	82,50 4	45,7 - - -1,6 73,7	26 x 59	2,00 2,00 3,00	<b>792105-00-4</b> 910 Cr * 911 P 947 EX Cr  <b>792105-50-4</b>	<b>802103-00-1</b>  RT  <b>802103-50-1</b>	82,52  83,00	-  -	-  -
<b>Eng. RFA / RFB / RFD</b> <b>Eng. RFK / RFL / RFM</b> <b>Eng. RFN / RFS / RFU</b> <b>Eng. RVA</b> Escort TD / Fiesta TD Mondeo TD / Orion TD Series P 100 TD / Sierra TD 1753 ccm 51-66 kW (70-90 PS)	93-01  88-93	82,50 4	45,65 - - -2,05 73,65	26 x 69	2,50 2,00 3,00	<b>792132-00-4</b> 916 Cr * 911 P 947 EX Cr	<b>802109-00-1</b>  RT  <b>802109-50-1</b>  <b>802109-10-1</b>	82,52  83,00  83,50	-  -  -	-  -  -
<b>Eng. RTE / RTF</b> Fiesta / Escort 1753 ccm 44 kW (60 PS)	94-	82,50 4	45,7 - - -1,6 73,7	26 x 59	2,00 2,00 3,00	<b>792105-00-4</b> 910 Cr * 911 P 947 EX Cr  <b>792105-50-4</b>	<b>802110-00-1</b>  RT  <b>802110-50-1</b>	82,52  83,00	-  -	-  -










 <b>MODEL / ENGINE</b>	YEAR	 <b>Dia.</b> <b>CYL</b>	 VT MT	 $\phi \times L$		 <b>SM-REF</b>	 <b>SM-REF.</b>	 <b>Piston</b> <b>Dia.</b>	 <b>SM-REF.</b>	 <b>SM-REF.</b>
<b>FORD DIESEL</b>  <b>Eng. BHDA / BHDB</b> <b>Eng. C9DA / C9DB</b> <b>Eng. C9DC / F9DA</b> <b>Eng. F9DB / FFDA</b> Focus 1.8 DI / TDDI Focus Estate 1.8 / TDDI Focus 1.8 / Estate / Saloon Turbo DI/TDDI Focus 1.8 TDCI Focus Estate 1.8 TDCI Focus Saloon 1.8 TDCI 1753 ccm 55-85 kW (75-115 PS)	99-04 98-04 01-04	82,50 4			2,50 2,00 3,00	<b>792153-00-4</b> 913 Cr * 911 P 947 EX Cr  <b>792153-50-4</b>	- - -	82,50 83,00	- - -	- - -
<b>Eng. BHPA / FFBA</b> <b>Eng. FFWA / HCPA</b> <b>Eng. HCPB / KHBA</b> <b>Eng. P7PA / P7PB</b> <b>Eng. P9PA / P9PB</b> <b>Eng. P9PC / P9PD</b> <b>Eng. QYWA / R2PA</b> <b>Eng. R3PA / RWPA</b> <b>Eng. RWPC / RWPD</b> <b>Eng. RWPE / RWPF</b> Tourneo Connect 1.8 DI / TDCI Transit Connect 1.8 DI / TDCI Mondeo IV / Saloon 1.8 TDCI Mondeo IV Turnier 1.8 TDCI Galaxy 1.8 TDCI S-Max 1.8 TDCI 1753 ccm 55-92 kW (75-125 PS)	07- 07- 06- 07-	82,50 4			1,75 2,00 2,00	<b>792174-00-4</b> 910 IF Cr S 931 P 947 EX Cr *	- - -	82,50	- - -	- - -
<b>Eng. G6DA / G6DB</b> <b>Eng. G6DD</b> Focus C-MAX 2.0 TDCI Focus II 2.0 TDCI Focus II Convertible 2.0 TDCI Focus II Saloon 2.0 TDCI Focus II Turnier 2.0 TDCI 1997 ccm 100 kW (136 PS)	03-07 04- 06- 05- 04-	85,00 4	46,75 - -18,3 80,75 MØ=38,01 -	28 x 70	3,50 2,00 3,00	<b>793749-00-4</b> 916 Cr * 911 IF 947 EX Cr  <b>793749-25-4</b>  <b>793749-50-4</b>  <b>793749-60-4</b>	<b>803749-00-1</b>  RT  -  <b>803749-50-1</b>  -	85,00 85,25 85,50 85,60	- - - - -	- - - - -
<b>Eng. KNBA / KNBB</b> <b>Eng. KNWA / KNWB</b> Mondeo IV 2.2 TDCI Mondeo IV Turnier 2.2 TDCI Galaxy 2.2 TDCI S-Max 2.2 TDCI 2179 ccm 146-147 kW (199-200 PS)	10- 10- 10- 10-	85,00 4			2,50 2,00 2,00	<b>791120-00-4</b> 916 CCL P * 911 IF U P 947 EX Nit S  <b>791120-50-4</b>	- - -	85,00 85,50	- - -	- - -
<b>Eng. 2.0 Duratorq</b> Mondeo / Transit 1998 ccm 85 kW (115 PS)	00-	86,00 4			2,50 2,00 3,00	<b>792155-00-4</b> 913 Cr * 931 P 947 EX Nit P	-	86,00	-	-









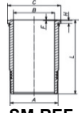
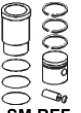
 <b>MODEL / ENGINE</b>	YEAR	 <b>Dia.</b> <b>CYL</b>	 VT MT	 $\varnothing \times L$		 <b>SM-REF</b>	 <b>SM-REF.</b>	 <b>Piston</b> <b>Dia.</b>	 <b>SM-REF.</b>	 <b>SM-REF.</b>
<b>FORD DIESEL</b>  <b>Eng. ABFA / D3FA</b> <b>Eng. D5BA / D6BA</b> <b>Eng. FIFA / F3FA</b> <b>Eng. HJBA / HJBB</b> <b>Eng. HJBC / N7BA</b> <b>Eng. SDBA</b> Mondeo III 2.0 DI / TDCI 16V Mondeo III 2.0 TDCI 16V Tourneo 2.0 TDI 16V Transit 2.0 DI / TDI / TDCI 16V 1998 ccm 55-96 kW (75-131 PS)	00-07 01-07 00- 00-	86,00 4			2,00 2,00 2,00	<b>792166-00-4</b> 910 Cr * 931 P 947 EX Cr *  <b>792166-50-4</b>	-  -	86,00  86,50	-  -	-  -
<b>Eng. 2.0 TDCi Duratorq</b> Puma / Mondeo / Transit TDCI 1998 ccm 85-96 kW (115-130 PS)		86,00 4			2,00 2,00 3,00	<b>792167-00-4</b> 910 Cr * 931 P 947 EX Nit P	-  -	86,00	-  -	-  -
<b>Eng. ABFA / D5BA</b> <b>Eng. D6BA / F3FA</b> <b>Eng. FIFA / HJBA</b> <b>Eng. HJBB / HJBC</b> <b>Eng. N7BA</b> Mondeo III 2.0 DI / TDI 16V Mondeo III 2.0 TDCI 16V Tourneo 2.0 DI 16V Transit 2.0 TDI / TDCI 16V 1998 ccm 63-96 kW (85-131 PS)	00-07 01-07 00- 00-	86,00 4			2,00 2,00 2,00	<b>792068-00-4</b> 910 IF CCL 931 P 947 EX Cr * P  <b>792068-20-4</b>  <b>792068-50-4</b>	-  -  -	86,00  86,20  86,50	-  -  -	-  -  -
<b>Eng. P8FA / P8FB</b> Transit 2.2 TDCI 2198 ccm 63 kW (85 PS)	06-14	86,00 4			2,00 2,00 2,00	<b>792068-00-4</b> 910 IF CCL 931 P 947 EX Cr * P  <b>792068-20-4</b>  <b>792068-50-4</b>	-  -  -	86,00  86,20  86,50	*NEW* <b>953713-1</b> A=89 L=156 H=5 C=90,90  -  -	-  -  -
<b>Eng. CYRA / CYRB</b> <b>Eng. SRFA / SRFB / SRFC</b> <b>Eng. SRFD / SRFE</b> <b>Eng. UHFA / UHFB / UHFC</b> Transit 2.2 TDCI Transit 2.2 TDCI 4x4 Transit 2.2 TDCI RWD Transit Tourneo 2.2 TDCI 2198 ccm 85-103 kW (115-140 PS)	07-14 11-14 11-14 07-14	86,00 4	48,4 - - -15,85 74,8 - MØ=46,95 -	30 x 66,85 T	2,00 2,00 2,00	<b>792068-00-4</b> 910 IF CCL 931 P 947 EX Cr * P  <b>792068-20-4</b>  <b>792068-50-4</b>	<b>802124-00-1</b>  RT / KK  <b>802124-50-1</b>	86,00  86,20  86,50	*NEW* <b>953713-1</b> A=89 L=156 H=5 C=90,90  -  -	-  -  -

MODEL / ENGINE	YEAR	 Dia. CYL	 KH VT MT	 GL BU	 Ø x L	 SM-REF	 SM-REF.	 Piston Dia.	 SM-REF.	 SM-REF.
<b>FORD DIESEL</b>										
<b>Eng. CVF5 / CVRA / CVRB</b> <b>Eng. CVRC / CY14 / CYF5</b> <b>Eng. CYFA / CYFF / CYFG</b> <b>Eng. GBVAJPF / GBVAJQJ</b> <b>Eng. GBVAJQW / USF6</b> Transit V363 2.2 TDCI Transit 2.2 TDCI RWD Transit 2.2 TDCI Transit Tourneo 2.2 Tourneo Custom V362 2.2 TDCI Transit Custom V362 2.2 TDCI Ranger 2.2 TDCI Ranger 2.2 TDCI 4x4 2198 ccm 88-118 kW (120-160 PS)	13- 11-14 11-14 11-14 12- 12- 11- 11-	<b>86,00</b> 4	48,42 - - -16,17 74,82 -	30 x 67 T	2,00 2,00 2,00	<b>792068-00-4</b> 910 IF CCL 931 P 947 EX Cr * P <b>792068-20-4</b> <b>792068-50-4</b>	<b>802125-00-1</b> RT / KK -	86,00 86,20 86,50	- - -	- - -
<b>Eng. QJBA / QJBB Duratorq</b> <b>Eng. QJBC / QJBD Duratorq</b> <b>Eng. QVFA Euro 4</b> <b>Eng. QWFA</b> Mondeo III 2.2 TDCI Transit 2.2 TDCI Transit Tourneo 2.2 TDCI 2198 ccm 81-114 kW (110-155 PS)	04-07 06-14 06-14	<b>86,00</b> 4	43,4 - - -15,8 69,8 -	30 x 67 T	2,00 2,00 2,00	<b>792068-00-4</b> 910 IF CCL 931 P 947 EX Cr * P <b>792068-20-4</b> <b>792068-50-4</b>	<b>802126-00-1</b> RT / KK -	86,00 86,20 86,50	<b>953713-1</b> A=89 L=156 H=5 C=90,90 - -	- - -
<b>Eng. PGFA / PGFB</b> Transit 2.2 TDCI Transit Tourneo 2.2 TDCI 2198 ccm 103 kW (140 PS)	07-14 06-14	<b>86,00</b> 4	48,4 - - -15,85 74,8 - MØ=46,95 -	30 x 66,85 T	2,00 2,00 2,00	<b>792068-00-4</b> 910 IF CCL 931 P 947 EX Cr * P <b>792068-20-4</b> <b>792068-50-4</b>	<b>802124-00-1</b> RT / KK -	86,00 86,20 86,50	<b>953713-1</b> A=89 L=156 H=5 C=90,90 - -	- - -
			43,4 - - -15,8 69,8 - MØ=46,9 -	30 x 67 T	2,00 2,00 2,00	<b>792068-00-4</b> 910 IF CCL 931 P 947 EX Cr * P <b>792068-20-4</b> <b>792068-50-4</b>	<b>802126-00-1</b> RT / KK -	86,00 86,20 86,50	<b>953713-1</b> A=89 L=156 H=5 C=90,90 - -	- - -
<b>Eng. 2.2 L Duratorq</b> Transit 2.2 2198 ccm 114 kW (155 PS)	11-	<b>86,01</b> 4	48,4 - - -12,6 74,8 - MØ=49,00 -	30 x 67 DLC	2,00 2,00 2,00	<b>792068-00-4</b> 910 IF CCL 931 P 947 EX Cr * P <b>792068-20-4</b> <b>792068-50-4</b>	<b>802112-00-1</b> RT / KK -	86,01 86,20 86,51	- - -	- - -
<b>Eng. XD 4.88</b> Granada 1948 ccm 39,5 kW (54 PS)	77-82	<b>88,00</b> 4			2,00 2,00 2,00 4,50	<b>793715-00-4</b> 910 Cr * 911 IF 930 IF P 947 EX Cr	-	88,00	-	-



 <b>MODEL / ENGINE</b>	YEAR	 <b>Dia. CYL</b>	 KH GL VT BU MT	 $\varnothing \times L$		 <b>SM-REF</b>	 <b>SM-REF.</b>	 <b>Piston Dia.</b>	 <b>SM-REF.</b>	 <b>SM-REF.</b>
<b>FORD DIESEL</b>  <b>Eng. DT24 H / DT24 N</b> <b>Eng. DT24 P</b> Transit TDI 2402 ccm 55-88 kW (75-120 PS)	99-	89,90 4			2,50 2,00 3,00	<b>792157-00-4</b> 913 Cr * 931 P 947 EX Cr	-	89,90	-	-
<b>Eng. D4FA</b> <b>Eng. DOFA (Duratorq DI)</b> <b>Eng. H9FA (Duratorq) Eu. 4</b> <b>Eng. H9FB / JXFA Euro 4</b> <b>Eng. PHFA / PHFC Euro 4</b> Transit 2.4 DI 16V Transit Box 2.4 TDE Transit Bus 2.4 TDE Transit Platform / Chassis 2.4 TDE Transit Box 2.4 TDCI / 4x4 Transit Bus 2.4 TDCI / 4x4 Transit Platform/Chassis 2.4 TDCI 2402 ccm 74-103 kW (100-140 PS)	00-06 01-06 01-06 01-06 04-06 04-06 06-	89,90 4			2,00 2,00 2,00	<b>792169-00-4</b> 910 Nit S 931 P 947 EX Nit  <b>792169-50-4</b>	-  -	89,90  90,40	-  -	-  -
<b>Eng. D2FV</b> <b>Eng. Puma DT24H</b> <b>Eng. D2FA</b> Transit 2.4 DI 2402 ccm 66-88 kW (90-120 PS)		89,90 4	53,5 - - -17 80,4 - MØ=41,00 -	32 x 66 T	2,50 2,00 3,00	<b>792157-00-4</b> 913 Cr * 931 P 947 EX Cr	<b>802120-00-1</b>  RT	89,90	-	-
<b>Eng. ZSD-424 Duratorq</b> Transit 2.4 TDCI 2402 ccm 103 kW (140 PS)	06-12	89,90 4			2,00 2,00 3,00	<b>792173-00-4</b> 910 Nit S 931 P 947 Ex Cr	-	89,90	-	-
<b>Eng. XD 4.90 / WTA</b> Granada 2.1 D 2112 ccm 46,5 kW (63 PS)	77-82	90,00 4			2,00 2,00 2,00 4,50	<b>793708-00-2</b> 910 Cr P * 911 P 930 P 947 EX Cr P	-	90,00	-	-
<b>Eng. VM 492 HR</b> Scorpio 2.5 TD 2498 ccm 91 kW (124 PS)	95-99	92,00 2			2,50 2,00 4,00	<b>795202-00-4</b> 914 Cr * 931 947 EX Cr	-	92,00	-	-
<b>Eng. York D 25N/P</b> Transit 80/100/120/130/160 2496 ccm 50 kW (68 PS)	84-88	93,67 4			2,00 2,00 4,00	<b>792113-00-4</b> 910 Cr * 911 IF P 947 EX Cr P	-	93,67	-	-

MODEL / ENGINE	YEAR	 Dia. CYL	 VT MT	 Ø x L		 SM-REF	 SM-REF.	 Piston Dia.	 SM-REF.	 SM-REF.
<b>FORD DIESEL</b>										
<b>Eng. 4AB / 4BA / 4BC / 4CA</b> <b>Eng. 4CC / 4DA / 4ED / 4FA</b> <b>Eng. 4FB / 4FC / 4FD / 4GA</b> <b>Eng. 4HB / 4HC</b> Transit Box 2.5 D Transit Bus 2.5 D Transit Flatbed/Chassis 2.5 D Transit Van 2.5 D Transit Tourneo 2.5 D Transit Bus 2.5 TD Transit Flatbed/Chassis 2.5TD 2496 ccm 50-85 kW (68-116 PS)	83-86 85-89 83-86 86-91 94-00 92-90 92-94	<b>93,67</b> 4	59,5 - - -18,0 89,5 MV=1,5	29 x 77 T	2,50 2,00 4,00	<b>792134-00-4</b> 916 Cr * 911 IF P 947 EX Cr	<b>802102-00-1</b> RT	93,67	-	-
<b>Eng. 4HC / 4HB</b> Tourneo / Transit 2.5 DI 2496 ccm 56 kW (76 PS)	94-00	<b>93,67</b> 4			2,50 2,00 4,00	<b>792161-00-4</b> 913 Cr * 911 IF P 947 EX Cr P	-	93,67	-	-
<b>Eng. LX D 2</b> Sierra 2.3 D Granada 2.3 D Scorpio 2.3 D 2304 ccm 49 kW (67 PS)	82-93 82-	<b>94,00</b> 4			2,00 2,00 4,00	<b>793714-00-4</b> 910 Cr * 931 947 EX Cr	-	94,00	-	-
<b>Eng. XD3 T</b> Scorpio 2498 ccm 67 kW (92 PS)	88-	<b>94,00</b> 4			3,00 2,00 4,00	<b>793718-00-4</b> 914 Cr * 911 P 947 EX Cr	-	94,00	-	-
<b>Eng. ISF 2.8L 150P 7-2</b> Euro 3/4 F4000 2.8 F4000 2.8 4x4 2776 ccm 110 kW (150 PS)	14- 14-	<b>94,00</b> 4	48,6 - -16,4 76 - MØ=52,00 -	34,5 x 73,3 T	2,50 2,00 3,00	<b>790812-00-4</b> 914 Cr S 911 IF U P 947 EX Cr	<b>800801-00-1</b> RT / KK	94,00	-	-
<b>Eng. ISF 2.8L 150P 7-2</b> Euro 3/4 F4000 2.8 F4000 2.8 4x4 2776 ccm 110 kW (150 PS)	14- 14-	<b>94,00</b> 4	48,6 - -16,4 76 - MØ=52,00 -	34,5 x 73,3 T	2,50 2,00 3,00	<b>790812-50-4</b> 914 Cr S 911 IF U P 947 EX Cr	<b>800801-50-1</b>	94,50	-	-
<b>Eng. TD27</b> Maverick 2.7 TD 2663 ccm 74 kW (100 PS)	93-98	<b>96,00</b> 4				-	-	96,00	<b>959001-1</b> A=99 L=160 H=5 C=105 semi	-
<b>Eng. TD27 E</b> Maverick 2.7 TD 2664 ccm 92 kW (125 PS)	96-98	<b>96,00</b> 4				-	-	96,00	<b>959001-1</b> A=99 L=160 H=5 C=105 semi	-
<b>Eng. ISB 4.5L Euro 6</b> Cargo 2429 4500 ccm 99-154 kW (133-207 PS)	12-	<b>107,00</b> 4			3,00 2,50 3,50	<b>790815-00-2</b> 914 CCL * 911 IF U Cr 947 EX Cr	-	107,00	-	-
<b>Eng. ISB 6.7L Euro 6</b> Cargo C816 6700 ccm 150-242 kW (200-325 PS)	12-	<b>107,00</b> 6				<b>790815-50-2</b>	-	107,50	-	-

 <b>MODEL / ENGINE</b>	<b>YEAR</b>	 <b>Dia.</b> <b>CYL</b>	 <b>VT</b> <b>MT</b>	 <b>Ø x L</b>		 <b>SM-REF</b>	 <b>SM-REF.</b>	 <b>Piston</b> <b>Dia.</b>	 <b>SM-REF.</b>	 <b>SM-REF.</b>
<b>FORDSON</b>  <b>Eng. 3.152</b> 2500 ccm 22-33 kW (30-45 PS)		<b>91,48</b> 3			2,38 2,38 3,16 6,33 6,33	<b>793604-00-1</b> 911 P 911 P 930 P 946 P 946 P	-	91,48	-	-
<b>Eng. 2506 E / 2512 E</b> Tractor Major 4000 / 4600 3294 ccm 41/45 kW (56/62 PS)	66-	<b>111,76</b> 3				-	-	111,76	<b>952121-1</b> A=114,43 L=208,28 H=2,565 C=120,35 semi	-
<b>Eng. 7A / 6Y</b> Tractor Major 8000 / 8200 8210 / 8260 / 8400 / 8600 8700 / TW10 Loader A64 6588 ccm 73-76 kW (100-104 PS)	68-	<b>111,76</b> 6				-	-	111,76	<b>952121-1</b> A=114,43 L=208,28 H=2,565 C=120,35 semi	-
<b>Eng. 6Y / 7A / 4.256</b> Combine 620 / 622 / Tractor 650 / 3230 / 3430 3610 / 3910 / 4100 / 5000 5500 / 5550 / 5610 / 6000 6500 / 6600 / 6700 4195 ccm 55-58 kW (75-79 PS)	68-	<b>111,76</b> 4				-	-	111,76	<b>952121-1</b> A=114,43 L=208,28 H=2,565 C=120,35 semi	-
<b>Eng. 3201 / 6Y / 7A</b> <b>Eng. BSD 333 H / PD</b> 515 / 531 / 532 / 535 / 540 550 / 555 / 4000 / 4110 / 4600 3294 ccm 38-44 kW (52-60 PS)	68-87	<b>111,76</b> 3				-	-	111,76	<b>952121-1</b> A=114,43 L=208,28 H=2,565 C=120,35 semi	-
<b>Eng. BSD 444</b> 6610 / 6710 4392 ccm	81-87	<b>111,76</b> 4				-	-	111,76	-	-
<b>Eng. 6 Y / 7 A</b> <b>3201 / BSD 333 H / PD</b> Tractor 515 / 531 / 532 535 / 540 / 545 / 550 / 555 4000 / 4110 / 4600 / 4610 3294 ccm 38-44 kW (52-60 PS)	68-	<b>111,76</b> 3			3,16 2,38 4,75	<b>792203-00-2</b> 914 Cr * 911 IF P 947 EX Cr	-	111,76	-	-
<b>Eng. 2506 E / 2512 E</b> Tractor Major 4000 / 4600 3294 ccm 41/45,5 kW (56/62 PS)	66-	<b>111,76</b> 3				-	-	111,76	-	-
<b>Eng. BSD 444 / 444 T</b> Tractor 6610 / 6710 7610 / 7710 4392 ccm	81-	<b>111,76</b> 4				-	-	111,76	-	-
<b>Eng. 6 Y / 7 A</b> A62 Loader / Tractor 750 7000 / 7500 / 7600 / 7700 4195 ccm 69 kW (94 PS)	71-					-	-	111,76	-	-



MODEL / ENGINE

YEAR

Dia.  
CYL

Ø x L



SM-REF



SM-REF.

Piston  
Dia.

SM-REF.



SM-REF.

**FORDSON****Eng. 7 A**Tractor 9200 / 9260 / 9600  
9700 / TW-20/25/30/35  
6575 ccm  
102-137 kW (138-186 PS)

76-

**111,76**  
63,16  
2,38  
4,75**792203-00-2**  
914 Cr \*  
911 IF P  
947 EX Cr

-

111,76

-

-

**Eng. 7 A / 6 Y**Tractor Major 8000 / 8200  
8210 / 8260 / 8400 / 8600  
8700 / TW 10 / Loader A 64  
Excavator H48  
6588 ccm  
73,5/76,5 kW (100/104 PS)

68-

**FOTON****Eng. ISF 2.8-S4129P****Eng. ISF 2.8-S4161P**

Euro 3/4

**Eng. ISF 2.8-S4129P****Eng. ISF 2.8-S4161P****Eng. ISF 2.8-S5129T****Eng. ISF 2.8-S5141P****Eng. ISF 2.8-S5174P****Eng. ISF 2.8-S5F148**

Euro 5

Sauvana 2.8 / 4WD

Sauvana 2.8 TD

Sauvana 2.8 TD 4WD

MPX-E Bus 2.8 D

Toano S Bus / Kasten

Tunland 2.8 D / 4WD

Tunland 2.8 TD 4WD

Tunland E5 4WD

Tunland E7 / Allrad

Tunland S / 4WD

2776 ccm

96-130 kW (131-177 PS)

17-  
15-  
15-  
10-14  
15-  
12-  
12-  
17-  
19-1  
17-**94,00**  
4

48,6

-

-

-16,4

76

-

MØ=52,00

-

34,5

x

73,3

T

2,50  
2,00  
3,00**790812-00-4**  
914 Cr S  
911 IF U P  
947 EX Cr**800801-00-1**  
RT / KK

94,00

-

-

**790812-50-4**  
**800801-50-1**

94,50

-

-

**GARDNER****Eng. L3 / L3B**6035 - 24138 ccm  
42-172 kW (57-233 PS)**139,70**  
2-83,16  
3,16  
6,34**790270-00-1**  
910 Cr \*  
910 Cr \*  
946

-

139,70

-

-

**GA3 - WOLGA****Volga / Gazelle**

Eng. ZMZ 4052.10

Eng. ZMZ 409.10

Eng. ZMZ 40522.10

2460 ccm

112 kW (152 PS)

**95,50**  
41,75  
2,00  
3,50**795656-00-4**  
910 IF Cr  
931 P  
947 EX Cr P

-

95,50

-

-

**795656-50-4**

-

96,00

-

-











**795656-10-4**

-

96,50

-

-

 <b>MODEL / ENGINE</b>	<b>YEAR</b>	 <b>Dia.</b> <b>CYL</b>	 <b>VT</b> <b>MT</b>	 <b>GL</b> <b>BU</b>	 <b>Ø x L</b>	 <b>SM-REF</b>	 <b>SM-REF.</b>	 <b>Piston</b> <b>Dia.</b>	 <b>SM-REF.</b>	 <b>SM-REF.</b>
<b>GA3 - WOLGA DIESEL</b>  <b>Eng. XD2 / XD2P / XD94</b> 3102 / GAZ 23-10 M24 2.3 D M24 Break 2.3 D 2304 ccm	  71-80 71-87	<b>94,00</b> 4	      	      	  2,00 2,00 4,00	  <b>793714-00-4</b> 910 Cr * 931 947 EX Cr  <b>793714-40-4</b>	  -  -	  94,00   94,40	  -  -	  -  -
<b>Eng. ISF 2.8-S3129T</b> <b>Eng. ISF 2.8-S4129</b> Euro 3/4 Gazelle Next 2.8 TD Gazelle Next 2.8 TD 4x4 Sobol 2.8 TD Sobol 2.8 TD 4x4 2776 ccm 88 kW (120 PS)	  13- 10- 10- 11-	<b>94,00</b> 4	48,6 - -16,4 76 - MØ=52,00 -	34,5 x 73,3 T   T	  2,50 2,00 3,00	  <b>790812-00-4</b> 914 Cr S 911 IF U P 947 EX Cr  <b>790812-50-4</b>	  <b>800801-00-1</b> RT / KK  <b>800801-50-1</b>	  94,00   94,50	  -  -	  -  -
<b>GONOW</b>  <b>Way CL / Way L</b> 998 ccm 44 kW (60 PS)	      	<b>65,50</b> 4	24,8 - -6,0/-4,2 -2,25 42,8 - MØ=41 -	16 x 48 T	  1,20 1,20 2,50	  <b>796110-00-4</b> 910 IF Cr S 931 P 3PC Cr  <b>796110-50-4</b>	  <b>806101-00-1</b>   <b>806101-50-1</b>	  65,50   66,00	  -  -	  -  -
<b>HATZ</b>  <b>Eng. E 79 ES</b> 422 ccm 6 kW (8 PS)	68-	<b>82,00</b> 1	     	     	  2,00 2,00 4,00	  <b>792518-00-1</b> 910 IF Cr * 931 P 948	  -	  82,00	  -	  -
<b>Eng. E 79</b> 422 ccm  <b>Eng. Z 782</b> 1050 ccm 6-14,5 kW (8-20 PS)	  	<b>82,00</b> 1  <b>82,00</b> 2	     	     	  2,50 2,50 4,00	  <b>792503-00-1</b> 910 IF Cr 911 P 948	  -	  82,00	  -	  -
<b>Eng. ES / E 780</b> 525 ccm 6,5/8,1 kW (9/11 PS)	71-	<b>82,00</b> 1	56 - -1,3/-1,3 -6 92 - -	28 x 68	  2,50 2,50 5,00	  <b>792504-00-1</b> 910 IF Cr 911 P 948 P	  <b>802505-00-1</b> RT	  82,00	  -	  -
<b>Eng. E / ES 785</b> 620 ccm 8,8 kW (12 PS)	68-	<b>85,00</b> 1	     	     	  2,50 2,50 4,00 4,00	  <b>792506-00-1</b> 910 IF Cr 911 P 946 P 946 P	  -	  85,00	  -	  -



MODEL / ENGINE

YEAR

Dia.  
CYL

SM-REF.



Dia.



SM-REF.



SM-REF.



SM-REF.



SM-REF.



SM-REF.



SM-REF.

**HATZ****Eng. 85 FG / FL / G**TL 10  
567 ccm  
6,6/7,4 kW (9/10 PS)

54-84

85,00  
12,00  
2,00  
4,00**792515-00-1**  
910 Cr P  
911 IF  
948 P

-

85,00

-

-

**Eng. E / ES 785**620 ccm  
8,8 kW (12 PS)85,00  
12,50  
2,50  
4,00**792519-00-1**  
910 IF Cr  
911 P  
948 P

-

85,00

-

-

**Eng. E 88/89 FG / FL / G**668 ccm  
7,3-8,8 kW (10-12 PS)90,00  
12,00  
2,00  
4,00**792507-00-1**  
910 Cr \*  
911 P  
948 EX

-

90,00

-

-

**Eng. Z 788 / 790 / 789**1145/1272 ccm  
17/22 kW (23/30 PS)90,00  
22,00  
2,00  
4,00**792508-00-1**  
910 IF Cr  
911 IF P  
948 P

-

90,00

-

-

**Eng. Z 788 / 790**1145 / 1270 ccm  
17/22 kW (23/30 PS)90,00  
13,00  
3,00  
5,00**792516-00-1**  
910 IF Cr  
911 IF P  
948 P

-

90,00

-

-

**Eng. E 89G / 89 FG / FL**668 ccm  
7,3/8,8 kW (10/12 PS)90,00  
12,50  
2,50  
5,00**792525-00-1**  
910 IF Cr  
911 P  
948 P

-

90,00

-

-

**Eng. 1D41C**413 ccm  
5 kW (7 PS)90,00  
12,00  
2,00  
3,50**792517-00-1**  
910 Cr P \*  
931 P  
947 EX

-

90,00

-

-

**Eng. 2/3/4 L 30 S/C**1418/2126/2835 ccm  
20-44 kW (27-60 PS)95,00  
2/3/43,00  
3,00  
5,00**797319-00-1**  
914 IF Cr  
930 P  
947 EX

-

95,00

-

-

**HINO****Eng. EH 700**TRUCK  
KL525/545/555/565/585  
KR305/325/365  
LB595  
FD171 / 172 / 174 / 175 / 476  
Bus  
RJ170 / 171 / 172  
RD300 / 301 / RL320  
6443 ccm110,00  
63,00  
2,50  
2,50  
5,00**797319-00-1**  
910 Cr S  
911 IW P  
931 Cr P  
947 EX Cr P







-

110,00

-

-

**Eng. H07C**Truck  
P-GD179BA / P-FF173BA  
Bus  
P-RJ170BA / P-RJ172BA  
6728 ccm

 <b>MODEL / ENGINE</b>	YEAR	 <b>Dia.</b> <b>CYL</b>	 KH GL VT BU MT	 $\varnothing \times L$		 <b>SM-REF</b>	 <b>SM-REF.</b>	 <b>Piston</b> <b>Dia.</b>	 <b>SM-REF.</b>	 <b>SM-REF.</b>
<b>HINO</b>  <b>Eng. EK 100 / EK 200</b> KS 321 / KB 501D / ZM 103D TC 303D / KF 301D 13267 ccm		<b>137,00</b> 6			3,30 3,50 3,50 6,00	<b>797342-00-1</b> 914 Cr P * 911 IW P 931 Cr P 947 EX Cr P	-	137,00	-	-
<b>Eng. F17D</b> S'elega 17238 ccm 330 kW (450 PS)  <b>Eng. EF750</b> Super Dolphin 16745 ccm		<b>137,00</b> 8			3,31 3,50 3,50 5,00	<b>797411-00-1</b> 914 Cr P * 911 IW P 931 Cr P 947 EX Cr	-	137,00	-	-
<b>Eng. V22C</b> 21548 ccm		<b>139,00</b> 10			3,31 3,50 3,50 6,00	<b>797346-00-1</b> 914 Cr P * 911 IW P 931 Cr P 947 EX Cr P	-	139,00	<b>957304-1</b> A=154 L=248 H=12 C=166 F=1	-
<b>Eng. V22D</b> 21548 ccm		<b>139,00</b> V10			3,31 3,50 3,50 5,00	<b>797416-00-1</b> 914 Cr P * 911 IW P 931 Cr P 947 EX Cr P	-	139,00	-	-
<b>Eng. F20C</b> Ranger Truck Super Dolphin Profia FS 24610 ccm		<b>146,00</b> 8			3,31 3,50 3,50 5,00	<b>797353-00-1</b> 914 Cr P * 911 IW Cr 931 Cr P 947 EX Cr S	-	146,00	<b>957305-1</b> A=152 L=244 H=8 C=159 F=0,7	-
<b>Eng. F20C</b> Ranger Truck Super Dolphin Profia FS 19688 ccm		<b>146,00</b> 8			3,31 3,00 3,00 4,00	<b>797420-00-1</b> 914 Cr P 911 IW Cr * 931 Cr P * 947 EX Cr P *	-	146,00	-	-
<b>Eng. V26C</b> Super Dolphin 25977 ccm		<b>150,00</b> 10			3,31 3,00 3,00 4,00	<b>797421-00-1</b> 914 Cr * 911 IW Cr * 931 Cr P * 947 EX Cr	-	150,00	<b>957303-1</b> A=154 L=244,3 H=8,5 C=161 F=0,8	-



MODEL / ENGINE

YEAR

Dia.  
CYLVT  
MT

Ø x L



SM-REF.



SM-REF.



SM-REF.

Piston  
Dia.

SM-REF.



SM-REF.

**HONDA****Z / Z Turbo / Life**Eng. E07Z  
656 ccm  
38-47 kW (52-64 PS)66,00  
31,20  
1,20  
2,80**797610-00-3**  
910 Cr S P \*  
911 P  
3PC Cr P

-

66,00

-

-

**PA 5 / Civic**Eng. EN / EJ / EB3  
1238 ccm  
47 kW (63 PS)72,00  
41,50  
1,50  
4,00**797611-00-4**  
911 Cr \*  
911 P  
3PC Cr

-

72,00

-

-

**797611-50-4**

-

72,50

-

-

**ZA-ES9**Eng. LDA-MF3  
1339 ccm  
63 kW (86 PS)73,00  
41,00  
1,20  
2,00**797660-00-4**  
910 IF Cr S  
931 P  
3PC Cr

-

73,00

-

-

**Civic 1300  
Ballade**Eng. E12 / EJ1  
1335 ccm  
44 kW (60 PS)72,00  
41,00  
1,20  
2,80**797628-00-4**  
910 IF Nit S  
931 P  
3PC Cr

-

72,00

-

-

**797628-50-4**

-

72,50

-

-

**Civic**Eng. EJ2  
1335 ccm72,00  
41,50  
1,50  
2,80**797631-00-4**  
910 Cr \*  
911 P  
3PC Cr

-

72,00

-

-

**797631-50-4**

-

72,50

-

-

**Civic 1500 SE  
Civic Van VB**Eng. EC  
1488 ccm74,00  
41,50  
1,50  
2,80**797612-00-4**  
910 Cr \*  
931 P  
3PC Cr

-

74,00

-

-

**Civic CVCC / Civic 1500  
PA6**Eng. D15A2  
1488 ccm  
57 kW (114 PS)74,00  
41,20  
1,20  
2,80**797615-00-4**  
910 IF Nit S  
931 P  
3PC Cr

-

74,00

-

-

**CRX**Eng. D15B6 / PMA8  
1493 ccm  
46 kW (62 PS)75,00  
41,00  
1,20  
2,80**797626-00-4**  
910 Cr S  
911 P  
3PC Nit

-

75,00

-

-

**Civic / CRX**Eng. SH4 / D15B  
1493 ccm  
77 kW (105 PS)

88-97

75,00  
41,20  
1,50  
4,00**797636-00-4**  
910 IF Nit S  
931 AN P  
3PC Cr

-

75,00

-

-

**Civic 1.5i 16V**Eng. D15Z1  
1493 ccm  
66 kW (90 PS)

91-95

75,00  
41,00  
1,20  
2,80**797637-00-4**  
910 Cr S  
931 P  
3PC Cr P












-

75,00

-

-



 <b>MODEL / ENGINE</b>	<b>YEAR</b>	 <b>Dia. CYL</b>	 <b>VT</b>  <b>MT</b>	 <b>Ø x L</b>		 <b>SM-REF</b>	 <b>SM-REF.</b>	 <b>Piston Dia.</b>	 <b>SM-REF.</b>	 <b>SM-REF.</b>
<b>HONDA</b>										
<b>Civic CX / LX / VP</b> <b>Civic GX</b> <b>Civic Coupe LS</b> Eng. D17A1 / D17A7 / D17A8 1668 ccm 75-85 kW (101-117 PS)	01-05	75,00 4			1,00 1,20 2,00	<b>797638-00-4</b> 910 Cr S 911 P 3PC Nit	-	75,00	-	-
<b>Civic 1.5i 16V</b> Eng. D15B7 1493 ccm 74 kW (100 PS)	94-95	75,00 4			1,20 1,20 2,80	<b>797639-00-4</b> 910 IF Nit S 911 P 3PC Cr	-	75,00	-	-
<b>Civic / Integra</b> Eng. PM6 / ZC / D16A / D16Z6 1590 ccm 84 kW (115 PS)	86-87	75,00 4			1,20 1,50 2,80	<b>797640-00-4</b> 910 IF Nit S 931 AN P 3PC Cr	-	75,00	-	-
<b>Civic 1.6 i 16V</b> Eng. D16A 1590 ccm 80-91 kW (109-124 PS)	87-92	75,00 4			1,20 1,50 2,80	<b>797641-00-4</b> 910 IF Nit S 911 P 3PC Cr	-	75,00	-	-
<b>Capa 1.5i 16V</b> Eng. D15B 1493 ccm 72 kW (98 PS)	98-									
<b>Prelude</b> Eng. EK / EP 1750 ccm	79-83	77,00 4			1,50 1,50 4,00	<b>797642-00-4</b> 910 Cr S 931 P 3PC Cr	-	77,00	-	-
<b>Accord / Prelude</b> Eng. ES / EY 1829 ccm	85-89	80,00 4			1,50 1,50 4,00	<b>797617-00-4</b> 910 Cr S 931 P 3PC Cr	-	80,00	-	-
<b>Prelude</b> Eng. B18A / B20A 1958 ccm	87-92	81,00 4			1,20 1,50 2,80	<b>797624-00-4</b> 910 Nit S 931 P 3PC Nit	-	81,00	-	-
<b>Legend 2500</b> Eng. C25A1 2494 ccm 110 kW (150 PS)		84,00 6			1,20 1,20 4,00	<b>797647-00-6</b> 910 IF Nit S 931 Cr 3PC Cr	-	84,00	-	-
<b>HONDA DIESEL</b>										
<b>Amaze 1.5 VX i-DTEC</b> <b>Amaze 1.5 SX i-DTEC</b> <b>Amaze 1.5 VX (O) i-DETC</b> 1498 ccm 74 kW (100 PS)	13-16 13-16 13-16	76,00 4			1,75 1,50 2,00	<b>797619-00-4</b> 910 Nit S 911 P 947 EX Nit	-	76,00	-	-



MODEL / ENGINE

YEAR

Dia.  
CYL

SM-REF



SM-REF.

Piston  
Dia.

SM-REF.



SM-REF.

**HONDA DIESEL****Eng. XUD7 T**City Saloon 1.8 D  
Concerto 1.8 TD  
1769 ccm  
58 kW (79 PS)97-99  
94-96**80,00**  
43,00  
2,00  
3,00**797603-00-4**  
914 Cr \*  
911 P  
947 EX Cr

-

80,00

**953701-4**  
A=83  
L=154  
H=4,5  
C=86  
semi**HUANGHAI DIESEL****Eng. ISF 2.8-S4148T**Ruitu 2.8 D  
2776 ccm  
110 kW (150 PS)

12-

**94,00**  
448,6  
-  
-  
-16,4  
76  
-  
MØ=52,00  
-34,5  
x  
73,3  
T2,50  
2,00  
3,00**790812-00-4**  
914 Cr S  
911 IF U P  
947 EX Cr**800801-00-1**  
RT / KK

94,00

-

**HYUNDAI****Atos Prime (MX) 1.0i**Eng. G4HC  
999 ccm  
43 kW (61 PS)

98-

**66,00**  
425  
-  
-  
-4,5  
50  
-  
MØ=56  
-17  
x  
46  
T1,20  
1,20  
2,50**797202-00-4**  
910 Cr S  
911 P  
3PC Cr**802406-00-1**

66,00

-

**Atos / i10 / Getz**Eng. G4HG  
1086 ccm  
46-49 kW (61-64PS)

97-

**67,00**  
424,5  
-  
-  
-4,5  
48,5  
-  
-17  
x  
46,51,20  
1,20  
2,00**795370-00-4**  
910 IF Cr S  
931 P  
3PC Cr**805304-00-1**

67,00

-

**Atos 1.1i 12V  
Getz / Santro 1.1i 12V**Eng. G4HD  
1086 ccm  
43-46 kW (59-62 PS)03-  
02-**67,00**  
41,20  
1,20  
2,50**792455-00-4**  
910 Nit S  
911 P  
3PC Cr P

-

67,00

-

**Excel 1.3 / Pony 1.3**Eng. X2 1.3 / G4DG  
1300 ccm  
44-47 kW (60-64 PS)

90-94

**71,00**  
41,50  
1,50  
4,00**792461-00-4**  
910 Cr S  
911 P  
3PC Cr

-

71,00

-

**i10 1.2****i10 1.2****i20 1.2****i20 1.2****i20 Coupe 1.2**Eng. G4LA  
1248 ccm  
55-65 kW (75-88 PS)

08-13

14-

14-

08-15

15-

**71,00**  
41,00  
1,20  
2,00**792493-00-4**  
910 IF Cr S  
931 P  
3PC Nit

-

71,00




-

**792493-50-4**

-

71,50

-

 <b>MODEL / ENGINE</b>	YEAR	 <b>Dia.</b> <b>CYL</b>	 KH GL VT BU MT	 $\varnothing \times L$		 <b>SM-REF</b>	 <b>SM-REF.</b>	 <b>Piston</b> <b>Dia.</b>	 <b>SM-REF.</b>	 <b>SM-REF.</b>
<b>HYUNDAI</b>  <b>Accent / Click / ES</b> <b>Getz 1.3i 12V / Multi</b> <b>RS</b> Eng. G4EA / G4K / G4N / G4EH 1341 ccm 44-63 kW (60-85 PS)		71,50 4			1,50 1,50 3,00	<b>792452-00-4</b> 910 Cr S 911 P 3PC Cr  <b>792452-50-4</b>	-  -	71,50  71,50	-  -	-  -
<b>Accent II 1.3</b> <b>Getz 1.3</b> <b>Getz 1.3i</b> Eng. G4EA 1341 ccm 55-63 kW (75-86 PS)	00-05 03-05 02-04	71,50 4			1,20 1,20 2,00	<b>792479-00-4</b> 910 IF Cr S 931 P 3PC Cr	-  -	71,50	-  -	-  -
<b>Pony II</b> <b>Stellar</b> Eng. 4G33 1439 ccm 52 kW (70 PS)	82-90	73,00 4			1,50 1,50 4,00	<b>798711-00-4</b> 910 Cr S 931 P 3PC Cr P	-  -	73,00	-  -	-  -
<b>Accent / Click / Coupé</b> <b>Elantra / Getz / Matrix</b> <b>Verna</b> Eng. G4ED-G 1594 ccm 77-79 kW (105-107 PS)	99-	75,50 4			1,50 1,50 3,00	<b>797205-00-4</b> 910 Cr * 911 P 3PC Cr  <b>797205-25-4</b>  <b>797205-50-4</b>	-  -  -	75,50  75,75  76,00	-  -  -	-  -  -
<b>Accent I 1.5</b> <b>Accent II 1.5</b> <b>Lantra II 1.5 J-2</b> <b>S Coupe 1.5 I SLC</b> Eng. G4EK 1495 ccm 65 kW (88 PS)	94-00 99-02 96-00 92-96	75,50 4	31,4 - -2,2 -0,7 54,4 - MØ=65,5 -	18,01 x 47,5 S	1,50 1,50 3,00	<b>797205-00-4</b> 910 Cr * 911 P 3PC Cr  <b>797205-25-4</b>  <b>797205-50-4</b>	<b>802402-00-1</b>  RT  <b>802402-25-1</b>  <b>802402-50-1</b>	75,50  75,75  76,00	-  -  -	-  -  -
<b>Accent / S Coupe</b> Eng. G4AE / Alpha 1.5 1495 ccm		75,50 4			1,50 1,50 3,00	<b>798751-00-4</b> 910 IF Cr S 911 P 3PC Cr  <b>798751-50-4</b>	-  -	75,50  76,00	-  -	-  -
<b>Excel / Pony / Scope</b> <b>Lantra / Elantra 1.5</b> Eng. G4EK / G4AJ Eng. G4DJ / Alpha 1.5 Eng. X2-1.5 1468 ccm 53-63 kW (72-86 PS)		75,50 4			1,50 1,50 4,00	<b>792462-00-4</b> 910 IF Cr S 911 P 3PC Cr  <b>792462-50-4</b>	-  -	75,50  76,00	-  -	-  -
<b>Accent / Avante / Verna</b> <b>Lantra / Elantra 1.5i</b> Eng. G4EK / G4FK 1495 ccm 73-85 kW (99-116 PS)	96-97	75,50 4			1,20 1,50 3,00	<b>792464-00-4</b> 910 Nit S 911 P 3PC Cr  <b>792464-50-4</b>	-  -	75,50  76,00	-  -	-  -



MODEL / ENGINE

YEAR

Dia.  
CYLVT  
MT

Ø x L



SM-REF



SM-REF.

Piston  
Dia.

SM-REF.



SM-REF.

**HYUNDAI****Click**Eng. G4AJ  
1468 ccm75,50  
428,8  
2,2  
-4,40/-4,40  
-  
48  
-  
-  
-18,01  
x  
47,6  
T  
1,20  
1,20  
2,00792478-00-4  
910 IF Cr S  
931 P  
3PC Nit  
\*NEW\*  
792478-50-4\*NEW\*  
805314-00-1  
\*NEW\*  
805314-50-175,50  
76,00-  
--  
-**Accent / Click / Coupé  
Elantra / Getz / Matrix  
Verna / 1.6i 16 V**Eng. G4ED-G  
1599 ccm  
77-79 kW (105-107 PS)76,50  
41,20  
1,20  
2,50792460-00-4  
910 IF Cr S  
931 P  
3PC Cr P  
792460-50-4-  
-76,50  
77,00-  
--  
-**Accent / Click  
Elantra 1.6**Eng. G4ED  
1599 ccm  
77 kW (103 PS)76,50  
41,20  
1,20  
2,00792477-00-4  
910 IF Cr S  
931 P  
3PC Cr P  
792477-50-4-  
-76,50  
77,00-  
--  
-**Avante HD**Eng. Gamma 1.4  
1396 ccm  
66-80 kW (90-109 PS)77,00  
41,20  
1,20  
2,00792488-00-4  
910 IF Cr S  
931 P  
3PC Cr P-  
-

77,00

-  
--  
-**Avante HD**Eng. Gamma 1.6  
1591 ccm  
90-97 kW (122-132 PS)**ix 35 1.6  
Tucson 1.6 GDi**Eng. G4FD Euro 4  
1591 ccm  
96-103 kW (130-140 PS)10-  
15-77,00  
41,20  
1,20  
2,00792409-00-4  
910 IF Nit S  
931 P  
947 EX Cr \*-  
-

77,00

-  
--  
-**Accent IV 1.4  
i20 / i30 / ix20 1.4**Eng. G4FA  
1396 ccm  
66-80 kW (90-109 PS)

10-

77,00  
41,20  
1,20  
2,00792470-00-4  
910 IF S PVD  
931 P  
3PC PVD-  
-

77,00

-  
--  
-**Lantra 1.6i / Coupe 1.6i  
Canter / Rosa**Eng. G4DR / G4GR  
Eng. G4ED / J2 / Beta 1.6  
1599 ccm  
66 kW (90 PS)

96-

77,40  
41,20  
1,20  
2,50792459-00-4  
910 IF Cr S  
911 P  
3PC Cr-  
-

77,40

-  
--  
-**Spectra 1.8L**Eng. FB  
1793 ccm










00-04










81,00  
41,20  
1,20  
2,50792489-00-4  
910 IF Nit S  
931 P  
3PC Nit-  
-

81,00

-  
--  
-

 <b>MODEL / ENGINE</b>	YEAR	 <b>Dia.</b> <b>CYL</b>	 VT MT	 Ø x L		 <b>SM-REF</b>	 <b>SM-REF.</b>	 <b>Piston</b> <b>Dia.</b>	 <b>SM-REF.</b>	 <b>SM-REF.</b>
<b>HYUNDAI</b>  <b>Elantra 1.8</b> Eng. 2KO 1797 ccm 108-118 kW (147-160 PS)		<b>81,00</b> 4			1,00 1,20 2,00	<b>795085-00-4</b> 910 Nit S 931 P 3PC Nit	-	81,00	-	-
<b>Sonata</b> Eng. G4DM 1836 ccm		<b>81,50</b> 4			1,20 1,50	<b>792465-00-4</b> 910 IF Nit S 911 Cr	-	81,50	-	-
<b>Tiburon / Matrix 1.8</b> <b>Beta 1.8</b> Eng. G4GB / G4GF / G4GN 1795 ccm 94-104 kW (128-141 PS)  <b>Lantra / Elantra</b> <b>Tiburon / Matrix</b> <b>Avante / Trajet 2.0</b> Eng. G4GF / G4GN / G4GM Eng. G4JP / G4CP / G4GB 1997 ccm 94-128 kW (105-143 PS)	96-00    96-00	<b>82,00</b> 4			1,20 1,20 2,50	<b>792458-00-4</b> 910 Cr Fe S 911 P 3PC Nit P	-	82,00	-	-
<b>Sonata 2.0</b> <b>New Sonata</b> Eng. G4CP 2.0 / Sirius 2.0D 1997 ccm		<b>85,00</b> 4			1,20 1,50 3,00	<b>792469-00-4</b> 910 IF Nit S 931 Cr 3PC Nit	-	85,00	-	-
<b>Sirius 2.0</b> Eng. EF 2.0 1997 ccm 77 kW (105 PS)		<b>85,00</b> 4			1,20 1,50 2,80	<b>792468-00-4</b> 910 IF S 931 P 3PC Nit	-	85,00	-	-
<b>Elantra</b> Eng. G4CR 1595 ccm 78-84 kW (106-114 PS)		<b>85,00</b> 4			1,20 1,50 3,00	<b>792466-00-4</b> 910 Nit S 911 Cr P 3PC Nit	-	82,30	-	-
<b>HYUNDAI DIESEL</b>  <b>Eng. D3FA</b> i10 1120 ccm 70-75 PS  <b>Eng. D4FA</b> Accent / Elantra / Getz / i20 Matrix 1493 ccm 102-110 PS	05-	<b>75,00</b> 3  <b>75,00</b> 4			1,75 1,75 3,00	<b>792491-00-3</b> 910 IF Cr S 931 P 947 EX Nit	-	75,00	-	-
<b>Eng. D4FB</b> Accent / Elantra / i20 / i30 / ix20 1582 ccm 84-94 kW (115-128 PS)	06-	<b>77,20</b> 4			1,75 1,75 3,00	<b>792492-00-4</b> 910 IF Cr S 931 P 947 EX Nit S	-	77,20	-	-

MODEL / ENGINE	YEAR	 Dia. CYL	 VT MT	 Ø x L		 SM-REF	 SM-REF.	 Piston Dia.	 SM-REF.	 SM-REF.
<b>HYUNDAI DIESEL</b>										
<b>Eng. U2 1.2 CRDi</b> Grand i10 ERA 1186 ccm 55 kW (75 PS)	13-19	<b>77,20</b> 3				<b>792499-00-3</b> 910 Cr S P 911 IW P 947 EX Nit S	-	77,20	-	-
<b>Eng. D3EA</b> Accent II 1.5 CRDI Accent Saloon 1.5 CRDI Getz 1.5 CRDI Matrix 1.5 CRDI 1493 ccm 60 kW (82 PS)	02- 02-05 03- 01-	<b>83,00</b> 3	46,3 - - 72,3 - MØ=46,8	28 x 65,5 T		<b>792610-00-1</b> 914 Nit S 911 IF U Cr P 947 EX Cr P  <b>792610-50-1</b>	<b>802414-00-1</b>  RT  <b>802414-50-1</b>	83,00    83,50	-    -	-    -
<b>Eng. D4EA</b> Elantra 2.0 CRDI Highway Van 2.0 CRDI i30 2.0 CRDI Matrix 1.5 CRDI Santa Fe I 2.0 CRDI Sonata V 2.0 CRDI Tarjet 2.0 CRDI Tucson 2.0 CRDI 1991 ccm 83 kW (113 PS)	01-06 01-04 07-12 01-10 01-06 06-10 01-08 04-10	<b>83,00</b> 4				<b>792610-00-1</b> 914 Nit S 911 IF U Cr P 947 EX Cr P  <b>792610-50-1</b>	<b>802418-00-1</b>  RT / KK  <b>802418-50-1</b>	83,00    83,50	-    -	-    -
<b>Eng. D4EA</b> Santa Fe 2.0 CRDI 4x4 Trajet 2.0 CRDI Tucson 2.0 CRDI 1991 ccm 83-110 kW (113-150 PS)	01-06 01-08 04-10	<b>83,00</b> 4	46,3 - - 72,3 - MØ=48,5	28 x 65,5 T		<b>792610-00-1</b> 914 Nit S 911 IF U Cr P 947 EX Cr P  <b>792610-50-1</b>	<b>802418-00-1</b>  RT / KK  <b>802418-50-1</b>	83,00   83,50	-   -	-   -
<b>Eng. XUD9 / XUD9 A</b> Lantra 1.9 D 1905 ccm 47-52 kW (64-71 PS)	98-00	<b>83,00</b> 4				<b>793723-00-4</b> 910 Cr P * 911 IF U P 947 EX Cr P  <b>793723-25-4</b>  <b>793723-50-4</b>  <b>793723-80-4</b>  <b>793723-10-4</b>	-   -  -  -  -	83,00   83,25  83,50  83,80  84,00	<b>953702-4</b> A=86 L=153,5 semi	-   -  -  -
<b>Eng. D4AH</b> IX35 CRDI 4WD Santa Fe II 2.0 CRDI / 4x4 Santa Fe III 2.0 CRDI / 4WD 1995 ccm 100-135 kW (136-184 PS)	10- 10- 12-	<b>84,00</b> 4				<b>792463-00-4</b> 916 Nit S 911 IF U P Cr 947 EX Nit S	-	84,00	-	-
<b>Eng. G4JS / EF2.4</b> <b>Eng. Sirius II</b> Sonata / H1 Santa Fe 2.4i 2351 ccm 100 kW (136 PS)	00-06 00-06	<b>86,50</b> 4				<b>792471-00-4</b> 910 Nit S 931 P 3PC Cr	-	86,50	-	-









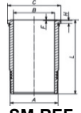

MODEL / ENGINE	YEAR	 Dia. CYL	 KH GL VT MT	 Ø x L		 SM-REF	 SM-REF.	 Piston Dia.	 SM-REF.	 SM-REF.
<b>HYUNDAI DIESEL</b>										
<b>Eng. D4EB</b> Grandeur 2.2 CRDi Santa Fé II 2.2 CRDi Santa Fé II 4x4 Santa Fé II 2.2 CRDi GLS Santa Fé II 2.2 CRDi GLS 4x4 2188 ccm 102-114 kW (139-155 PS)	06-11 06-12 06-09 06-09 06-09	<b>87,00</b> 4	46,3 - -17,4 72,3 -	28 x 72 T NB	2,50 2,00 3,00	<b>792413-00-4</b> 916 Cr P * 911 IW P Cr 947 EX Nit S  <b>792413-50-4</b>	<b>802413-00-1</b>  RT / KK  <b>802413-50-1</b>	87,00    87,50	-   -	-   -
<b>Eng. D4EB</b> Grandeur 2.2 CRDI Santa Fe 2.2 CRDI 2188 ccm 102-114 kW (139-155 PS)	06-11 06-12	<b>87,00</b> 4			2,50 2,00 3,00	<b>792497-00-4</b> 913 Cr P * 911 Cr P 947 EX Cr P	-	87,00	-	-
<b>Eng. D4CB L / W</b> Porter II / H1 / H100 2497 ccm 81-125 kW (110-170 PS)	02-	<b>91,00</b> 4	54,2 - -3,7/3,7 -15 83,7 - MØ=52	33 x 74 T	2,50 2,00 3,00	<b>792481-00-4</b> 913 Nit S 911 IW U Cr 947 EX Nit S  <b>792481-01-4</b>	<b>805308-00-1</b>  RT / KK  -	91,00   91,10	-   -	-   -
<b>Eng. D4BB</b> Porter / H-100 2607 ccm 59 kW (80 PS)	77-	<b>91,10</b> 4	46,2 - -1,8/-2,2 -3,5 76,2 - -	16 x 75 T	2,00 2,00 3,00	<b>792451-00-4</b> 910 Nit S 911 Cr 947 EX Nit S  <b>792451-50-4</b>	<b>802409-00-1</b>  RT  <b>802409-50-1</b>	91,10   91,60	<b>952410-1</b> A=94,20 L=165  -	-   -
<b>Eng. D4BA</b> H100 / Porter 2476 ccm		<b>91,10</b> 4			2,00 2,00 3,00	<b>792451-00-4</b> 910 Nit S 911 Cr 947 EX Nit S  <b>792451-50-4</b>	-  -	91,10	<b>952410-1</b> A=94,20 L=165	-
<b>Eng. 4D55T</b> Galopper 2.4 2346 ccm 49 kW (67 PS)  <b>Eng. 4D56T</b> Galopper I 2.5 TD intercooler Galopper I 2.5 TD 2477 ccm 62-70 kW (84-95 PS)	91-98	<b>91,10</b> 4	48,7 - -2,3 -3,1 88,7 - -	29 x 75 T	2,50 2,00 4,00	<b>792454-00-4</b> 913 Cr P S 913 Cr P 947 EX Nit  <b>792454-50-4</b>	<b>808802-00-1</b>  RT  -	91,10   91,60	-   -	-   -
<b>Eng. D4BF</b> Galopper / Grace / Starex 2476 ccm		<b>91,10</b> 4			2,50 2,00 4,00	<b>792454-00-4</b> 913 Cr P S 913 Cr P 947 EX Nit  <b>792454-50-4</b>	-  -	91,10  91,60	<b>952410-1</b> A=94,20 L=165  -	-  -



MODEL / ENGINE

YEAR	Dia. CYL	KH VT MT	GL BU	Ø x L		SM-REF	SM-REF.	Piston Dia.	SM-REF.	SM-REF.
<b>HYUNDAI DIESEL</b>										
<b>Eng. D4BH</b>										
Galopper II 2.5 D	98-03	91,10 4	48,7 -	29 x	2,50	792454-00-4 913 Cr P S	802416-00-1 for Cyl. 1 & 3	91,10	952410-1 A=94,20	-
Galopper II 2.5 TCI	98-03		-1,3/-1,3	75	2,00	913 Cr P	RT / KK		L=165	
Terracan 2.5 TD	01-06		-	T	4,00	947 EX Nit				
H-1 2.5 TD	00-07		88,7							
H-1 2.5 TD 4WD	01-04		-			792454-50-4	-	91,60	-	-
H100 2.5 D	96-98		-							
Porter 2.5 TD	94-04		-							
2476 ccm						792454-00-4	802417-00-1 for Cyl. 2 & 4	91,10	-	-
59 kW (80 PS)						792454-50-4	-	91,60	-	-
<b>Eng. D4BH TCI</b>										
2476 ccm		91,10 4			2,50	792454-00-4 913 Cr P S	-	91,10	952410-1 A=94,20	-
					2,00	913 Cr P			L=165	
					4,00	947 EX Nit				
						792454-50-4	-	91,60	-	-
<b>Eng. D4BX New</b>										
H100 / Grace / Porter		91,10 4			2,00	792472-00-4 910 Nit	-	91,10	952410-1 A=94,20	-
2476 ccm					2,00	911 Cr			L=165	
					4,00	947 EX Nit S				
<b>Eng. D4AE / D4AL</b>										
Chorus Bus	94-	100,00 4			3,00	797212-00-4 914 IF Cr P *	-	100,00	-	-
3298 ccm					2,00	911 IW Cr P				
88 kW (120 PS)					4,00	947 EX Cr				
<b>Eng. D4DB</b>										
County 130	04-	104,00 4			3,00	792496-00-4 914 Cr S	-	104,00	-	-
HD 65 / 72 / 78	06-				2,00	911 IW Cr *				
3907 ccm					3,00	947 EX Nit S				
96 kW (130 PS)										
<b>Eng. D4AF / D4AL</b>										
Eng. D4DB / D4DC	09-	104,00 4			3,00	797215-00-4 913 Cr P *	-	104,00	-	-
HD65 / HD72					2,00	911 IW Cr P				
3298-3907 ccm					4,00	947 EX Cr				
74-114 kW (100-155 PS)										
<b>Eng. D6B</b>										
		130,00 1	87,75 -	55 x	3,50	792495-00-1 914 CCL P *	802421-00-1 RT / KK	130,00	952401-1 A=148,40	-
			-	101,5	3,00	911 IF U Cr P *			L=276	
			-17,3	T	4,00	947 EX Cr S			H=11,50	
			137,75						C=158,55	
			-						F=1,40	
			MØ=90							
			-							
<b>Eng. D70 / D6CA</b>										
Samco		133,00 6	87,7 -	55 x	3,33	792408-00-1 914 Cr P *	802420-00-1 RT / KK	133,00	952402-1 A=151	-
12920 ccm			-	106	3,00	911 Cr P *			L=276	
			-19,7	T	4,00	947 EX Cr S			H=11,57	
			141,2						C=160,50	
			-						F=1,40	
			MØ=85,9							
			-							



 <b>MODEL / ENGINE</b>	YEAR	 <b>Dia.</b> <b>CYL</b>	 KH GL VT BU MT	 Ø x L		 <b>SM-REF</b>	 <b>SM-REF.</b>	 <b>Piston</b> <b>Dia.</b>	 <b>SM-REF.</b>	 <b>SM-REF.</b>
<b>HYUNDAI DIESEL</b>  <b>Eng. D8AX</b> 15 to Truck 18 to Truck 16031 ccm		<b>135,00</b> 8			3,31 3,00 3,00 4,00	<b>792494-00-1</b> 914 Cr P * 911 IW Cr P 931 Cr P 947 EX Nit	-	135,00	-	-
<b>IFA</b>  <b>Eng. 4 VD 14.5</b> <b>Eng. 12-1 SRW</b> IFA W 50 6560 ccm 50-92 kW (68-124 PS)		<b>120,00</b> 4			3,00 3,00 5,00	<b>796000-00-1</b> 910 Cr * 911 947 EX Cr P	-	120,00	-	-
<b>Eng. 4 VD 14 / 121SRW</b> ZT 300 / 303 / 304 512 / 514 / IFA W50 6560 ccm 80-92 kW (109-125 PS)	76-	<b>120,00</b> 4			3,50 3,50 5,00	<b>796001-00-1</b> 910 Cr P 911 P 947 EX Cr P	-	120,00	-	-
<b>I H C</b>  <b>Eng. DD-74</b> Traktor D217 S/F / D 219 1217 ccm 12,5-14 kW (17-19 PS)		<b>87,31</b> 2			2,38 2,38 2,38 4,74 4,74	<b>792703-00-1</b> 910 IW Cr P 911 P 911 P 947 P 947 P	-	87,31	-	-
<b>Eng. DD-111 / DU-11</b> Traktor D 323 / D324 S/D / 326 Mährescher / D8-62 1825 ccm 18/26 kW (24/35 PS)	56-75	<b>87,31</b> 3								
<b>Eng. DD-148 / DU-148</b> Traktor D 436 S / D 438 S DTD 5 / 439 2434 ccm 27/28 kW (36 PS)		<b>87,31</b> 4								
<b>Eng. BD 154</b> Tractor 238 / 364 / 384 / 414 424 / 434 / 444 / 2424 / 2444 2520 ccm 26 kW (36 PS)	63-	<b>88,90</b> 4	50,9 - - 99	28 x 77	2,38 2,38 2,38 4,74 4,74	<b>792704-00-1</b> 910 IF Cr 911 Fe 911 Fe 947 P 946 P	<b>802701-00-1</b>	88,90	<b>952701-4</b> A=93,69 L=185,7 H=5,77 C=101,5	<b>812701-4</b>
<b>Eng. D 179</b> 633 2933 ccm 35-39 kW (48-52 PS)		<b>98,425</b> 3			3,16 2,38 4,74	<b>792707-00-1</b> 910 Cr 910 IF P 947 EX P	-	98,43	-	-
<b>Eng. D 239</b> 684 / 744 / 3500 / TD8 45-54 kW (61-73 PS)		<b>98,425</b> 4								
<b>Eng. D 358</b> 515 / 520 / 630 / 640 / 1055 541 / 943 Tractor 826 / 886 / 955 / 956 1046 / 1056 / 2826 / 3288 5860 ccm 74-101 kW (100-138 PS)	65-	<b>98,425</b> 6								



MODEL / ENGINE

YEAR

Dia.  
CYL

Ø x L



SM-REF



SM-REF.

Piston  
Dia.

SM-REF.



SM-REF.

**I H C****Eng. D 155 / UD 155**Tractor D353 / D383 / D423  
D433 / XV / XE433 / SU533  
2540 ccm  
26/33 kW (36/45 PS)98,425  
33,16  
2,38  
4,74**792706-00-1**914 Cr \*  
910 IW P  
947 EX Cr P

-

98,43

-

-

**Eng. D 206 / UD 206**Tractor D258 / D584 / D554  
D644 / D645 / E733 / V733  
D884  
3380 ccm  
43 kW (59 PS)98,425  
4**Eng. 310 / UD 310**5070 ccm  
63-78,5 kW (85-107 PS)98,425  
6**ISUZU****Panero****Gemini**Eng. 4XE1 / 4XE1W  
1588 ccm  
71-132 kW (96-180 PS)

89-92

80,00  
41,20  
1,20  
3,00**797926-00-4**910 Cr S  
911 P  
3PC Cr P

-

80,00

-

-

**Florian 1.8****Gemini 1.8**Eng. G180  
1818 ccm  
81 kW (110 PS)69-87  
77-8484,00  
42,00  
2,00  
4,00**797936-00-4**910 IF Cr P \*  
911  
3PC Cr P

-

84,00

-

-

**Amigo / Rodeo / ELF2.2**Eng. X22 SE  
2198 ccm  
100-105 kW (136-143 PS)86,00  
41,50  
1,50  
3,00**793535-00-4**910 IF Nit S  
931 P  
3PC Cr P

-

86,00

-

-

**793535-50-4**

-

86,50

-

-

**Frontera**Eng. Y22SE  
2198 ccm  
100 kW (136 PS)

02-

86,00  
41,20  
1,50  
2,50**793562-00-4**910 Nit S  
931 P  
3PC Cr

-

86,00

-

-

**793562-50-4**

-

86,50

-

-

**Hombre 2.2 L**Eng. LF6 / LN2  
2197 ccm

96-00











89,00  
4/61,50  
1,50  
3,00**797929-00-4**910 IF Cr \*  
931 P  
3PC Cr P











-








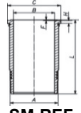

89,00

-

-

 <b>MODEL / ENGINE</b>	<b>YEAR</b>	 <b>Dia.</b> <b>CYL</b>	 <b>VT</b> <b>MT</b>	 <b>Ø x L</b>		 <b>SM-REF</b>	 <b>SM-REF.</b>	 <b>Piston</b> <b>Dia.</b>	 <b>SM-REF.</b>	 <b>SM-REF.</b>
<b>ISUZU DIESEL</b>										
<b>Eng. 4EC1</b> Gemini 1.5 D Gemini Saloon 1.5 D 1488 ccm 37 kW (50 PS)	88-90	76,00 4				2,00 910 Cr *	-	76,00	-	-
	74-90		1,50 911 P 3,00 947 EX Cr							
<b>Eng. 4EC1T</b> Gemini 1.5 TD / Saloon 1488 ccm 49-54 kW (67-73 PS)	88-90					2,00 910 Cr P * 1,50 911 Cr 3,00 947 EX Cr P	-	76,00	-	-
<b>Eng. 4EE1</b> Gemini 1.7 TD 1686 ccm 65 kW (88 PS)	90-93	79,00 4				2,00 910 IF Cr * 1,50 931 P 3,00 947 EX Cr P	-	79,00	-	-
								-	80,00	-
<b>Eng. 4FD1</b> Midi Box / Bus / Van 2.2 D 2189 ccm 45-54 kW (61-73 PS)	89-	88,00 4				2,00 910 Cr P * 2,00 930 IF P 4,00 947 EX P	-	88,00	-	-
<b>Eng. C223</b> Campo / Trooper 2.2 D 2238 ccm 45 kW (61 PS)	83-91									
<b>Eng. 4JB1</b> N-Serie NHR 55 E 2771 ccm 59 kW (80 PS)		93,00 4	51,9	31		2,00 910 P *	808007-00-1	93,00	958008-1	818001-1
			-	x	2,00 931 P	RT				
			-0,6/-0,6	76	2,00 947 EX P				L=181	
			-14,4		for chrome plated cylinder				H=0,82	
			91,8						C=101	
			-							
			MØ=48							
			-							
<b>Eng. 4JB1 T</b> Trooper 2.8 TD 2772 ccm 71 kW (97 PS)	87-91	93,00 4	51,84	34		2,00 910 P *	808008-00-1	93,00	958008-1	818008-1
			-	x	2,00 931 P	RT				
			-0,5/-0,5	78	2,00 947 EX P				L=181	
			-19,5		for chrome plated cylinder				H=0,82	
			92						C=101	
			-							
			MØ=43,9							
			-							
<b>Eng. 4JB1</b> Bighorn / ELF 150 KAD 42 Trooper 2771 ccm 42 kW (57 PS)	84-86	93,00 4				2,00 910 Cr * 2,00 931 P 4,00 947 EX Cr	-	93,00	-	-

 <b>MODEL / ENGINE</b>	<b>YEAR</b>	 <b>Dia.</b> <b>CYL</b>	 <b>VT</b> <b>MT</b>	 <b>Ø x L</b>		 <b>SM-REF</b>	 <b>SM-REF.</b>	 <b>Piston</b> <b>Dia.</b>	 <b>SM-REF.</b>	 <b>SM-REF.</b>
<b>ISUZU DIESEL</b>  <b>Eng. 4JG2</b> Amigo / Bighorn / Rodeo Trooper 3059 ccm 85 kW (115 PS)	80-97	95,40 4			2,50 2,00 4,00	<b>798080-00-4</b> 910 IF P 911 IF P 947 EX Nit S <i>for chrome plated cylinder</i>	-	95,40	-	-
					2,50 2,00 4,00	<b>798103-00-4</b> 910 IF Cr 911 IF P 947 EX Nit S	-	95,40	-	-
<b>Eng. DA120</b> Bus BA4341P / 343 / BA351 / BA541 BA543 / BA551 / BB341 / BA351 BA551 / BB351 / BX352 / 531 BX552 6126 ccm	65-81	100,00 6			2,50 2,50 2,50 5,00	<b>798106-00-2</b> 910 Cr S 911 IW P 931 P 947 EX Cr	-	100,00	-	-
<b>Eng. DA220</b> industrial machine 4038 ccm		100,00 4			2,50 2,50 2,50 5,00	<b>798108-00-2</b> 910 Cr * 911 P 931 P 947 EX Cr	-	100,00	-	-
<b>Eng. GD150</b> 5654 ccm		100,00 6			2,50 2,50 5,00	<b>798109-00-2</b> 910 Cr * 911 P 947 EX Cr	-	100,00	-	-
<b>Eng. DA120</b> industrial machine 6126 ccm		100,00 6			3,00 2,50 2,50 5,50	<b>798110-00-2</b> 910 Cr P 911 IW P 931 P 947 EX Cr	-	100,00	-	-
<b>Eng. DA640S</b> Truck TXD 13 / 23 / 53 / 60 SFR 320 / 420 / 460 / 500 / 600 TSD43 / TWD23 Bus BA20 / 20P / BF30 6373 ccm		102,00 6			3,50 2,50 2,50 5,00	<b>798042-00-1</b> 914 Cr * 931 P 931 P 947 EX Cr	-	102,00	-	-
<b>Eng. D640PP</b> industrial engine 6373 ccm		102,00 6			3,00 2,50 2,50 5,00	<b>798044-00-1</b> 910 Cr 931 P 931 P 947 EX Cr	-	102,00	-	-

MODEL / ENGINE	YEAR	 Dia. CYL	 KH GL VT MT	 Ø x L		 SM-REF	 SM-REF.	 Piston Dia.	 SM-REF.	 SM-REF.
<b>ISUZU DIESEL</b>										
<b>Eng. 4BB1</b> 3595 ccm 59-74 kW (80-100 PS)		<b>102,00</b> 4			3,00 2,50 5,00	<b>798045-00-2</b> 911 P 931 P 947 EX P <i>for chrome plated cylinder</i>	-	102,00	<b>958001-1</b> A=105 L=204 H=1,32 C=112 chrome	-
<b>Eng. 4BD1 / 4BD1T</b> 3856 ccm 64-100 kW (120-135 PS)										
<b>Eng. 6BB1</b> 5393 ccm		<b>102,00</b> 6								
<b>Eng. 6BD1</b> 5785 ccm										
<b>Eng. 6BD1-T</b> 5785 ccm 132 kW (179 PS)										
<b>Eng. 6BD1MT</b> for marine engine for chromard liner 5393 ccm		<b>102,00</b> 2			3,50 2,50 5,00	<b>798111-00-2</b> <sup>*NEW*</sup> 914 P 911 947 EX P	-	102,00	-	-
<b>Eng. 6HE1</b> Cubic Bus Forward 7127 ccm		<b>110,00</b> 6			3,00 2,50 4,00	<b>798082-00-2</b> 910 Cr S 931 Cr P 947 EX Nit S	-	110,00	-	-
<b>Eng. 8MA1T</b> 16513 ccm		<b>145,00</b> 8			4,00 3,00 6,00	<b>798072-00-1</b> 914 Cr * 911 Cr P 947 EX Cr P	-	145,00	-	-
<b>JAGUAR</b>										
<b>XJ 2.0</b> <b>XE / XF 2.0</b> <b>XF 2.0 Sportbrake T</b> <b>XF 2.0 Premium Luxury</b> Eng. 204PT 1999 ccm 177 kW (240 PS)	12- 15- 13-15 12-15	<b>87,50</b> 4	32,8 2,19 -3,5/-3,85 -4,25 53,8 - -	22,5 x 55,6 T	1,20 1,20 2,00	<b>792187-00-4</b> 910 Nit S 931 P 3PC Nit  <b>792187-50-4</b>	<b>802111-00-1</b>    -	87,50   88,00	-   -	-   -
<b>JAGUAR DIESEL</b>										
<b>Eng. AJD</b> S-Type 2.7 D XF 2.7 D XJ 6 2.7 D 2720 ccm 152 kW (207 PS)	04-07 08- 05-09	<b>81,00</b> 6			2,00 2,00 2,00	<b>793728-00-2</b> 910 IF CCL * 911 IW U 947 EX Cr *	-	81,00	-	-
					2,00 2,00 3,00	<b>793788-00-2</b> 910 IF CCL * 911 IF U 947 EX Cr *	-	81,00	-	-



MODEL / ENGINE

YEAR

Dia.  
CYL

SM-REF.



SM-REF.



Dia.



SM-REF.



SM-REF.



SM-REF.



SM-REF.



SM-REF.

**JAGUAR DIESEL****Eng. 306DT Euro 5****Eng. AJV6D**

F-Pace 3.0 D

XJ 3.0 D

XF 3.0 D

2993 ccm

155-221 kW (211-300 PS)

15-09-09-

84,00  
62,00  
2,00  
2,00**793772-00-2**

910 IF CCL P \*

911 IF U P

947 EX Cr \*

**793772-50-2****792180-00-2**

910 CCL P \*

911 IF U

947 EX Cr \*

-

84,00

-

-

-

84,50

-

-

-

84,00

-

-

**Eng. 224DT**

XF 2.2 D

XF Sportbrake 2.2 D

2179 ccm

110-147 kW (150-200 PS)

11-12-

85,00  
42,50  
2,00  
2,00**791120-00-4**

916 CCL P \*

911 IF U P

947 EX Nit S

**791120-50-4**

-

85,00

-

-

-

85,50

-

-

**Eng. LJ46G****Eng. QJBA (Duratorq)**

X-Type 2.2 D

X-Type Estate 2.2 D

2198 ccm

107-114 kW (146-155 PS)

05-09

86,00  
4

43,4

-

-

-15,8

69,8

-

MØ=46,9

-

30

x

67

T

2,00  
2,00  
2,00**792068-00-4**

910 IF CCL

931 P

947 EX Cr \* P

**792068-20-4****792068-50-4****802126-00-1**

RT / KK

-

**802126-50-1**

86,00

\*NEW\*

**953713-1**

A=89

L=156

H=5

C=90,90

-

-

-

-

-

**JOHN DEERE****820 / 920**

Eng. 153.310/510

2490 ccm

23,5/29,5 kW (32/40 PS)

64-67

98,00  
32,38  
2,38  
5,00**793450-00-1**

910 Cr

911 P

947 EX Cr P

-

98,00

-

-

**Tractor T 100 / 1.010****Combine HJ-LO****220 Crawler JD 450****Skidder 440****Tractor T 700**

Eng. 204 / 710

3320 ccm

37 kW (50 PS)

**3120**

Eng. 6303 DL 01

4975 ccm

59,5 kW (81 PS)

**Combine 630 / 730**

Eng. A 6.354

5800 ccm

64/70/76,5/81 kW

(87/95/104/110 PS)

2,38  
2,38  
2,38  
6,33**793608-00-2**

910 IF Cr

910 IW P

910 IW P

947 P

-

98,48

-

-



MODEL / ENGINE

YEAR



Dia.  
CYL



VT  
MT



Ø x L



SM-REF



SM-REF.



SM-REF.



Piston  
Dia.



SM-REF.



SM-REF.

**JOHN DEERE**

**Eng. 300 NA / 3179 D**

2940 ccm  
28-41 kW (38-56 PS)

106,50  
3

793451-00-1  
3,16 914 Cr P \*  
2,38 911 IF U P  
3,50 947 EX Cr P

106,50

**Eng. 3239 DL 01**

3030 / 3040 / 3050 / 3130 / 3140  
3350 / 3640  
2938 ccm  
41 kW (56 PS)

106,50  
4

**Eng. 300 NA / 4039 D**

**Eng. 4239 T/TL**  
840 / 940 / 1040 / 1140 / 1350  
1447 / 1550 / 1630 / 1640 / 1745  
1750 / 1840 / 1845 / 1850 / 1950  
2040 / 2130 / 2140 / 2250 / 2450  
2650 / 2850 / 3030 / 3040 / 3050  
3130 / 3140 / 3350 / 3640 / 4050  
3920 ccm  
60-67 kW (62-85 PS)

**Eng. 300 NA / 4045 D**

4524 ccm  
63 kW (85 PS)

**Eng. 4239 DL 01**

840 / 940 / 1040/1140/1350  
1447 / 1550 / 1630 / 1640 / 1745  
1750 / 1840 / 1845 / 1850 / 1950  
2040 / 2130 / 2140 / 2250 / 2450  
2650 / 2850 / 4050  
3918 ccm  
46-55 kW (62-75 PS)

**Eng. 300 NA / 6059 D**

5878 ccm  
89 kW (120 PS)

106,50  
6

**Eng. 300 NA / 6068 D**

6786 ccm  
97 kW (130 PS)

73-

**Eng. 6359 DL 01 / DL**

**Eng. 6359 TZ 01/02**  
1040 / 1140 / 1350 / 1447 / 1550  
1630 / 1640 / 1745 / 1750 / 1840  
1845 / 1850 / 1950 / 2030 / 2040  
2130 / 2140 / 2250 / 2450 / 2650  
2850 / 3040 / 3140  
5876 ccm  
66-82,5 kW (90-112 PS)

**Eng. 6359 T**

840 / 940 / 1040 / 1350 / 1447  
1550 / 1630 / 1640 / 1745 / 1750  
1840 / 1845 / 1850 / 1950 / 2040  
2130 / 2140 / 2250 / 2450 / 2650  
2850 / 3030 / 3040 / 3050 / 3130  
3140 / 3350 / 3640 / 4040 / 4050  
5880 ccm  
82/102 kW (112/139 PS)



MODEL / ENGINE

YEAR



Dia.  
CYL



VT  
MT



Ø x L



SM-REF



SM-REF.



Piston  
Dia.



SM-REF.



SM-REF.

**JOHN DEERE**

**Eng. 4045 D/T**  
5410 / 5510 / 5615 / 5715 / 6700  
4524 ccm  
63-85 kW (85-115 PS)

01-

**106,50**  
3/4

2,42  
2,38  
3,47

**793455-00-1**  
916 CCL P \*  
911 IF P  
947 EX Cr P

-

106,50

-

-

**Eng. 6466 D**  
**Eng. 6466 A / 6466 T**  
4250 / 4440 / 4640 / 4840 / 5720  
644D / 6620 / 6622 / 740 A / 762 A  
7720 / 8430 / 8440 / 8450 / 8820  
9940  
7600 cccm

**115,90**  
6

3,94  
3,94  
4,75

**793454-00-1**  
914 CCL P \*  
917 Cr P \*  
947 EX Cr P

-

115,90

-

-

**JOYLONG DIESEL**

**Eng. ISF 2.8-S4129V**  
Euro 3/4  
A-Series 2.8 TD  
2776 ccm  
96-103 kW (131-140 PS)

10-

**94,00**  
4

48,6  
-  
-  
-16,4  
76  
-  
MØ=52,00  
-

34,5  
x  
73,3  
T

2,50  
2,00  
3,00

**790812-00-4**  
914 Cr S  
911 IF U P  
947 EX Cr

**800801-00-1**  
RT / KK

94,00

-

-

**790812-50-4**

**800801-50-1**

94,50

-

-

**KAMAZ**

**Eng. 5320 / 5410 / 5511**  
**Eng. 53202 / 53212**  
740  
10850 ccm  
155 kW (211 PS)

**Eng. 7401 / 7-40**  
Bus PA 3-4202 / KAB 3-5252  
10852 ccm

**Eng.**  
13565 ccm  
191,5 kW (260 PS)

**120,00**  
V8

3,00  
3,00  
5,00

**794802-00-1**  
913 Cr P \*  
913 Cr P \*  
947 EX Cr P

-

120,00

-

-

**120,00**  
V10

**KHD**

**Eng. F1L 208 D**

**80,00**  
1

49  
-  
-15,9  
84,85

28  
x  
65,85

2,50  
2,50  
5,00

**791545-00-1**  
910 Cr P  
931 P  
947 EX Cr

**801508-00-1**

80,00

-

-

2,50  
2,50  
5,00

**791503-00-1**  
910 Cr  
931 P  
3PC Cr

-

80,00

-

-

**Eng. F2L 208F**  
**Eng. F1L 208F**  
D82  
Kompressoren Bosch / Volvo  
Einbaumotor Volvo

**82,00**  
1

2,50  
2,00  
3,00

**791559-00-1**  
910 IF Cr P  
911 IF U P  
947 EX Cr



-

82,00

-

-



 MODEL / ENGINE	YEAR	 Dia. CYL	 KH GL VT MT BU	 Ø x L		 SM-REF	 SM-REF.	 Piston Dia.	 SM-REF.	 SM-REF.
<b>KHD</b>										
<b>Eng. F1L / F2L 310</b>		<b>85,00</b> 1/2			2,00	<b>791516-00-1</b> 910 Cr P	-	85,00	-	-
<b>Eng. F3L / F4L 310</b>		<b>85,00</b> 3/4			2,00 2,00 5,00	911 IF 911 IF 948 P				
<b>Eng. F1L 612</b>		<b>90,00</b> 1			2,50	<b>791528-00-1</b> 910 IF Cr	-	90,00	-	-
<b>Eng. F2L 612</b>		<b>90,00</b> 2			2,50 2,50 5,00	911 Fe 931 Fe 948 P				
<b>Eng. F3L 612</b>		<b>90,00</b> 3			5,00	948 P				
<b>Eng. F2L 1011</b> 1366 ccm 18-22 kW (25-30 PS)		<b>91,00</b> 2	55,17 - -19,81	26 x 65	2,00 2,00 3,00	<b>791512-00-1</b> 910 Cr 911 IF P 947 EX P	<b>801511-00-1</b>	91,00	<b>951511-1</b> A=94,01 L=180,5 H=4,56 C=99	-
<b>Eng. F3L 1011</b> 2049 ccm 27-33 kW (37-45 PS)		<b>91,00</b> 3	86,27 - MØ=40							
<b>Eng. F4L 1011</b> 2732 ccm 36-44 kW (49-60 PS)		<b>91,00</b> 4	-			<b>791512-50-1</b>	<b>801511-50-1</b>	91,50	-	-
<b>Eng. F2M 1011</b> 1366 ccm 21 kW (29 PS)		<b>91,00</b> 3	51,7 - -19	26 x 65	2,00 2,00 3,00	<b>791512-00-1</b> 910 Cr 911 IF P 947 EX P	<b>801510-00-1</b>	91,00	-	-
<b>Eng. F3M 1011 F</b> 2185 ccm 17 kW (23 PS)		<b>91,00</b> 4	81,65 - MØ=42							
<b>Eng. F4M 1011 F</b> 27324 ccm 24 kW (33 PS)		<b>91,00</b> 6	-			<b>791512-50-1</b>	<b>801510-50-1</b>	91,50	-	-
<b>Eng. F1L 411 D</b> 698 ccm 4,8-17,7 kW (6,5-24 PS)		<b>92,00</b> 1			2,50	<b>791517-00-1</b> 914 Cr *	-	92,00	-	-
<b>Eng. F2L 411 D</b> 1395 ccm 4,8-17,7 kW (6,5-24 PS)		<b>92,00</b> 2			2,50 2,50 5,00	911 P 911 P 947 EX Cr				
<b>Eng. BF4M 1012</b> 3192 ccm 47-65 kW (64-89 PS)		<b>94,00</b> 4	61,2 - -18,4 98	34 x 78	3,00 2,00 3,00	<b>791522-00-1</b> 914 Cr * 911 P 947 EX Cr	<b>801512-00-1</b>  RT	94,00	<b>951512-1</b> A=98,5 L=196 H=5 C=102,5	-
<b>Eng. BF6M 1012</b> 4788 ccm 83-98 kW (113-133 PS)		<b>94,00</b> 6								



MODEL / ENGINE

YEAR

Dia.  
CYL

Ø x L



SM-REF



SM-REF.



SM-REF.

Piston  
Dia.

SM-REF.



SM-REF.

**KHD****Eng. BF3L 2011**2332 ccm  
42-45 kW (57-61 PS)94,00  
32,00  
2,00  
3,00910 Cr \*  
911 IF U P  
947 EX Cr

-

94,00

-

-

**Eng. BF4L 2011**3110 ccm  
55-58 kW (75-79 PS)94,00  
4**Eng. D 2011 L2**Euro 3  
1555 ccm  
23 / 24 kW (31/33 PS)94,00  
23,00  
2,00  
3,00914 Cr \*  
911 IF U P  
947 EX Cr

-

94,00

-

-

**Eng. BF3L 2011****Eng. BF3M 2011****Eng. D 2011 L3**Euro 3  
2330 ccm  
36-49 kW (49-61 PS)94,00  
3**Eng. BF4 L 2011****Eng. BF4M 2011****Eng. BF4M 2011 C**3110 ccm  
58-65 kW (80-84 PS)**Eng. F1L 812**Tractor D15  
850 ccm  
8/9 kW (11/12,2 PS)95,00  
168  
-  
-2  
-5  
125,635  
x  
802,50  
2,50  
2,50  
5,00910 IF Cr  
911 IF  
911 IF  
947 EX

801518-00-1

95,00

951518-4  
A=115  
L=217,6  
H=132,6  
C=105

811518-4

**Eng. F2L 812**Tractor D30 / D2505 / D3005  
1700 ccm  
14,5-22 kW (20-30 PS)95,00  
2**Eng. F3L 812**Tractor D4005 / D4505 / D40  
2550 ccm  
24,5-31,5 kW (33-43 PS)95,00  
3**Eng. F4L 812**Tractor D50 / D5005 / D6005  
3400 ccm  
33-39 kW (45-53 PS)95,00  
4**Eng. F6L 812**D15 / D30 / S / D2505 / S3005  
D40L / D4005 / D4505....  
5100 ccm  
48,5-73,5 kW (66-100 PS)

63-67

95,00  
6**Eng. F1L / F2L / F3L 712****Eng. F4L / F5L / F6L 712**

63-67

95,00  
1-62,50  
2,50  
2,50  
5,00  
5,00910 IF Cr  
911 IF  
911 IF  
947 EX  
946 P

-

95,00

-

-

**Eng. FL 210**95,00  
12,50  
2,55  
5,00910 IF Cr  
911 IF U  
947 EX P

-

95,00

-

-



MODEL / ENGINE

YEAR

Dia.  
CYL

Ø x L



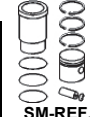
SM-REF



SM-REF.

Piston  
Dia.

SM-REF.



SM-REF.

**KHD****Eng. BF4M 2013 C**Euro 3  
3800 ccm  
125 kW (170 PS)98,00  
43,00  
2,00  
3,00**791554-00-2**  
914 IW Cr \*  
911 IF U P  
947 EX Nit

-

98,00

-

-

**Eng. BF6M 2012 C**Euro 2  
**Eng. TCD 2012**  
Euro 3  
5700 ccm  
80-155 kW (109-209 PS)98,00  
6**Eng. BF6M 2013 C**Euro 3  
**Eng. TAD 620 VE**  
Euro 2  
5703 ccm  
92-190 kW (160-258 PS)**Eng. F2L 912 D**1884 ccm  
18-25 kW (24-34 PS)100,00  
272,07  
2,43  
-  
-21,437  
x  
83,43,00  
2,50  
2,50**791506-00-1**  
914 Cr P \*  
911 P  
911 P  
947 EX Cr**801501-00-1**

100,00

**951502-1**  
A=110  
L=222,3  
H=137,3  
C=120**811501-1****Eng. F3L 912 D**2826 ccm  
26-44 kW (35-60 PS)100,00  
3123,6  
-  
MØ=55,0

5,00

**791506-50-1**  
**791506-10-1****801501-50-1**  
**801501-10-1**100,50  
101,00**951508-1**  
A=110  
L=222,3  
H=136,8  
C=120**811513-1****Eng. F4L 912 D**3770 ccm  
19-59 kW (20-80 PS)100,00  
4**Eng. F5L 912 D**4712 ccm  
40-78 kW (54-106 PS)100,00  
53,00  
2,50  
2,50  
5,00**791596-00-1**  
914 Cr P \*  
911 P  
931 P  
947 EX Cr

-

100,00











-

-

**Eng. F6L 912 D**5655 ccm  
42-92 kW (57-125 PS)100,00  
671,9  
5,7  
-1,10/-1,10  
-21,4  
123,6  
-  
MØ=55,0  
-35  
x  
803,00  
2,50  
5,00**791529-00-1**  
914 Cr \*  
911 P  
947 EX Cr**801502-00-1**  
RT

100,00

**951502-1**  
A=110  
L=222,3  
H=137,3  
C=120**811502-1**-  
MØ=55,0  
-3,00  
2,94  
2,00  
3,50**791529-50-1**  
**791529-10-1**  
**791539-00-1**  
914 IF Cr P \*  
911 IF U P  
947 EX Cr P-  
-  
**801520-00-1**100,50  
101,00  
100,00**951508-1**  
A=110  
L=222,3  
H=136,8  
C=120**811508-1**  
**811520-1**

 <b>MODEL / ENGINE</b>	<b>YEAR</b>	 <b>Dia.</b> <b>CYL</b>	 <b>VT</b> <b>MT</b>	 $\phi \times L$		 <b>SM-REF</b>	 <b>SM-REF.</b>	 <b>Piston</b> <b>Dia.</b>	 <b>SM-REF.</b>	 <b>SM-REF.</b>
<b>KHD</b>  <b>Eng. BF4L 912</b> <b>Eng. F4L 912</b>  <b>Eng. BF6L 912</b> <b>Eng. F6L 912</b>		<b>100,00</b> 4  <b>100,00</b> 6			2,94 2,50 3,50	<b>791551-00-2</b> 914 IF Cr P * 911 P 947 EX Cr	-	100,00	-	-
<b>Eng. F2L 912 D</b> 1885 ccm 21-28 kW (29-38 PS)  <b>Eng. F3L 912 D</b> 2826 ccm 24 kW (33 PS)  <b>Eng. F5L 912 D</b> 4712 ccm 58 kW (79 PS)		<b>100,00</b> 2  <b>100,00</b> 3  <b>100,00</b> 5			2,94 2,00 3,00	<b>791562-00-1</b> 914 IF P Cr * 911 IF U P 947 EX Cr P	-	100,00	-	-
<b>Eng. F4L 912 D</b> 3770 ccm 38-62 kW (52-84 PS)  <b>Eng. F6L 912 D</b> 5655 ccm 42-92 kW (57-125 PS)		<b>100,00</b> 4  <b>100,00</b> 6	71,8 5,8 - -21,4 123,8 - MØ=45 -	35 x 80 T	2,94 2,00 3,00	<b>791562-00-1</b> 914 IF Cr P * 911 IF U P 947 EX Cr P	<b>801517-00-1</b>	100,00	<b>951508-1</b> A=110 L=222,3 H=136,8 C=120	<b>811517-1</b>  *NEW
<b>Eng. BF4M 2012</b> 4038 ccm 74-75 kW (101-102 PS)  <b>Eng. BF4M 2012 C</b> 4038 ccm 93-103 kW (126-140 PS)  <b>Eng. 6M 2012 C</b> 6057 ccm 140-155 kW (190-211 PS)	01-	<b>101,00</b> 4  <b>101,00</b> 4  <b>101,00</b> 6			2,50 2,00 3,00	<b>791569-00-2</b> 914 IF Cr * 911 IF U P 947 EX Cr P	-	101,00	-	-
<b>Eng. F3L 912 F</b> 3064 ccm 43 kW (58,5 PS)  <b>Eng. F4L 912 F</b> 4086 ccm 62 kW (84 PS)  <b>Eng. F5L 912 F</b> 5107 ccm 78 kW (106 PS)  <b>Eng. F6L 912 F</b> 6128 ccm 92 kW (125 PS)		<b>102,00</b> 3  <b>102,00</b> 4  <b>102,00</b> 5  <b>102,00</b> 6			2,94 2,50 3,50	<b>791538-00-1</b> 914 IF Cr * 911 947 EX Cr	-	102,00	-	-



MODEL / ENGINE

YEAR

Dia.  
CYL

SM-REF



SM-REF.

Piston  
Dia.

SM-REF.



SM-REF.

**KHD****Eng. D 914 L3 Euro 3**engine  
3235 ccm  
43 kW (58 PS)102,00  
368,9  
-  
-16,8  
113,735  
x  
80  
T2,94  
2,00  
3,00**791564-00-2**  
914 IF Cr \*  
911 IF U P  
947 EX Cr**801519-00-1**

\*NEW\*

102,00

**951509-1**  
A=110  
L=222,5  
H=136,8  
C=120**811519-1**

\*NEW\*

**Eng. F3L 913**3064 ccm  
37-45 kW (50-61 PS)102,00  
32,94  
2,00  
3,00914 IF Cr \*  
911 IF U P  
947 EX Cr

-

102,00

-

-

**Eng. F3L 914**3236 ccm  
41-44 kW (56-60 PS)102,00  
4**Eng. F4L 913 / BF4L 913 C**4086 ccm  
51-66 kW (70-90 PS)**Eng. F4L 914**4314 ccm  
52-57 kW (71-78 PS)102,00  
5**Eng. F5L 913**5107 ccm  
66 kW (90 PS)**Eng. F5L 914**5393 ccm  
72 kW (98 PS)102,00  
6**Eng. F6L 912 F****Eng. F6L 913 / C**  
6128 ccm  
71-96 kW (96-130 PS)**Eng. F6L 914**6472 ccm  
89 kW (121 PS)

MODEL / ENGINE	YEAR	Dia. CYL	KH VT MT	GL BU	Ø x L	SM-REF	SM-REF.	Piston Dia.	SM-REF.	SM-REF.	
											SM-REF.
<b>KHD</b>											
<b>Eng. F3L 913 D</b> 3060 ccm 42-45 kW (57-61 PS)		102,00 3	69,1 6	x	35 80	3,00	791519-00-1 914 Cr *	801505-00-1	102,00	951503-1 A=110 L=222,3 H=137,3 C=120	811504-1
						2,50					
<b>Eng. F4L 913 D</b> 4086 ccm 55 kW (75 PS)		102,00 4	123,6 -	-	MØ=56	2,50	791519-50-1 947 EX Cr	801505-50-1	102,50	951509-1 A=110 L=222,5 H=136,8 C=120	811509-1
						5,00					
<b>Eng. F6L 913 D</b> 6128 ccm 81-96 kW (110-132 PS)		102,00 6	-	-	-	3,00	791507-00-1 914 Cr *	-	102,00	-	-
						2,50					
						2,50	911				
						5,00	947 EX Cr				
<b>Eng. BF4L 913</b> 4086 ccm 47-81 kW (64-110 PS)		102,00 4	69,1 6	x	40 80	2,94	791534-00-1 914 IF Cr *	801503-00-1	102,00	951503-1 A=110 L=222,3 H=137,3 C=120	811503-1
						3,00					
<b>Eng. BF4L 913 T</b> 4086 ccm 60-78 kW (82-106 PS)			-17,6 123,6			3,50	947 EX Cr	801503-50-1	102,50	951504-1 A=110 L=220,4 H=134,9 C=124,5	811505-1 *NEW*
<b>Eng. BF6L 913</b> 6128 ccm 70-125 kW (95-170 PS)		102,00 6									
<b>Eng. BF6L 913 C</b> 6128 ccm 81-162 kW (110-220 PS)											
<b>Eng. BF6L 913 T</b> 6128 ccm 85-112 kW (115-152 PS)											
<b>Eng. BF4L 913 C</b> 4086 ccm 78-92 kW (106-125 PS)		102,00 4				2,94	791534-00-1 914 IF Cr *	-	102,00	951503-1 A=110 L=222,3 H=137,3 C=120	-
						3,00					
						3,50	947 EX Cr				
<b>Eng. BF6L 913 FC</b> D 2506 / D 7506 / D5206		102,00 6				3,00	791530-00-1 914 Cr *	-	102,00	-	-
						3,00					
						2,50	911				
						5,00	947 EX Cr				
						2,94	791565-00-1 914 IF Cr *	-	102,00	-	-
						3,00					
						2,50	911				
						5,00	947 EX Cr				



MODEL / ENGINE

YEAR



Dia.  
CYL



Ø x L



SM-REF



SM-REF.



Piston  
Dia.



SM-REF.



SM-REF.

**KHD**

**Eng. BF4L 913**

4086 ccm  
64 kW (87 PS)

102,00  
4

3,00 914 Cr \*  
3,00 917 Cr  
5,00 947 EX Cr

791546-00-1

-

102,00

-

-

**Eng. BF6L 913 / C**

6128 ccm  
131 kW (178 PS)

102,00  
6

**Eng. BF4L 913**

4086 ccm  
47-81 kW (64-110 PS)

82-

102,00  
4

3,00 914 IF Cr \*  
3,00 917 Cr  
3,50 947 EX Cr

791561-00-1

-

102,00

-

-

**Eng. BF 4L 913 C**

4086 ccm  
78-92 kW (106-125 PS)

87-

**Eng. BF 4L 913 T**

4086 ccm  
60-78 kW (82-106 PS)

89-

**BF 6L 913**

6128 ccm  
70-125 kW (95-170 PS)

82-

102,00  
6

**Eng. BF 6L 913 C**

6128 ccm  
81-162 kW (110-220 PS)

87-

**BF 6L 913 T**

6128 ccm  
81-162 kW (110-220 PS)

89-

**Eng. F3L 913**

3064 ccm  
37-45 kW (50-61 PS)

96-

102,00  
3

2,94 914 IF Cr \*  
2,50 911  
2,50 911  
5,00 947 EX Cr

791563-00-1

-

102,00

-

-

**Eng. BF4L 913 T**

**Eng. F4L 913**  
**Eng. F4L 913**  
4068 ccm  
50-78 kW (75-106 PS)

82-

102,00  
4

73-

96-

**Eng. BF6L 913 T**

**Eng. F6L 913**  
**Eng. F6L 913**  
6128 ccm  
71-96 kW (96-130 PS)

73-

102,00  
6

96-

**Eng. F3L 913 / MD / H**

D 3.50 / D 6007  
3060 ccm  
42/45 kW (57/61 PS)

102,00  
3

2,94 914 IF Cr \*  
2,50 911 P  
5,00 947 EX Cr

791535-00-1

-

102,00

-

-

**Eng. F4L 913 / MD / H**

DX Y / 80 / 3.90 / D 7807  
4086 ccm  
55/64 kW (75/87 PS)

102,00  
4

**Eng. F6L 913 / MD / H**

DX 3.50 / 3.90 / 6.30 / D 7807  
DX 120  
6128 ccm  
81/96 kW (110/130 PS)

76-

102,00  
6



MODEL / ENGINE

YEAR

Dia.  
CYL

Ø x L



SM-REF



SM-REF.

Piston  
Dia.

SM-REF.



SM-REF.

**KHD****Eng. BF4L 913**4068 ccm  
47-78 kW (64-106 PS)102,00  
42,94  
3,00  
3,50**791540-00-1**  
914 IF Cr \*  
911 P  
947 EX Cr

-

102,00

-

-

**Eng. BF4L 913 C**4086 ccm  
78-92 kW (106-125 PS)102,00  
6**Eng. BF6L 913 / C**6128 ccm  
70-142 kW (95-193 PS)**Eng. BF4M 1013****Eng. BF4M 1013 C**  
**Eng. BF4M 1013 CP**

Euro 1

**Eng. BF4M 1013 E****Eng. BF4M 1013 EC**  
**Eng. BF4M 1013 FC**

Euro 2

**Eng. TCD 2013 L4 2V**Euro 3  
4764 ccm  
63-265 kW (85-360 PS)108,00  
43,00  
2,00  
3,50**791531-00-1**  
914 IW CCL P \*  
911 IF U P  
947 EX Cr

-

108,00

-

-

**Eng. BF6M 1013****Eng. BF6M 1013 C**  
**Eng. BF6M 1013 CP**

Euro 1

**Eng. BF6M 1013 E****Eng. BF6M 1013 ECP**

Euro 2

**Eng. BF6M 1013 FC****Eng. TCD 2013 L6 2V**Euro 3  
7146 ccm  
88-265 kW (120-360 PS)108,00  
6**Eng. TCD 2013 L4 4V**4798 ccm  
140 kW (190 PS)108,00  
470,9  
-  
-  
-19,645  
x  
85,6  
T3,00  
2,00  
3,50**791531-00-1**  
914 IW CCL P \*  
911 IF U P  
947 EX Cr**805142-00-1**

RT

108,00

**955142-1**  
A=118  
L=228  
H=8,06  
C=131,7**815142-2****921553-1**  
2 x FP 3,0**Eng. TCD 2013 L6 4V**Schlepper X 710 / 720  
7146 ccm  
147 kW (200 PS)108,00  
6107,8  
-  
MØ=64,61  
-





MODEL / ENGINE

YEAR

Dia.  
CYL

SM-REF



SM-REF.

Piston  
Dia.

SM-REF.



SM-REF.

**KHD****Eng. BF4M 1013**

4764 ccm

84-93 kW (114-126 PS)

90-

**108,00**  
471,1  
-42  
x3,00  
2,00  
3,50**791553-00-1**  
914 Cr \*  
911 IF U P  
947 EX Cr**801553-00-1**  
RT

108,00

**951553-1**  
A=120  
L=229,1  
H=9  
C=128,5  
F=1,1**811553-2**  
**921553-1**  
2 x FP 3,0**Eng. BF6M 1013 / C**  
**Eng. BF6M 1013 CP / E**

Euro 1 / Euro 2

4764 ccm

85-190 kW (114-258 PS)

**108,00**  
6108  
-  
MØ=71-  
-**Eng. BF4M 1013 E / EC**  
**Eng. BF4M 1013 FC**  
**Eng. TCD 2013 L4 2V**

Euro 2

7146 ccm

77-140 kW (105-190 PS)

**108,00**  
471,1  
-  
-  
108  
-  
MØ=6442  
x  
86  
T3,00  
2,00  
3,50**791553-00-1**  
914 Cr \*  
911 IF U P  
947 EX Cr**801554-00-1**  
RT / AK

108,00

-

-

**Eng. BF6M 1013 E**  
**Eng. BF6M 1013 EC**  
**Eng. BF6M 1013 ECP**  
**Eng. TCD 2013 L6 2V**

Euro 2

7146 ccm

85-200 kW (115-272 PS)

**108,00**  
6

-

-

**Eng. BF4M 1013 EC**  
**Eng. BF4M 1013 FC**

Euro 2

4764 ccm

100-133 kW (136-181 PS)

**108,00**  
471,1  
-  
-  
86  
T  
108  
-42  
x  
86  
T3,00  
2,00  
3,50**791553-00-1**  
914 Cr \*  
911 IF U P  
947 EX Cr**801524-00-1**  
RT

108,00

-

-

**Eng. BF6M 1013 CP Euro 1**  
**Eng. BF6M 1013 ECP Euro 2**  
**Eng. BF6M 1013 FC Euro 3**

7146 ccm

147-200 kW (200-265 PS)

**108,00**  
6MØ=63  
-

-

**Eng. F/A 1-6L 514**

1330-5322 ccm

13-53 kW (18-72 PS)

49-75

**110,00**  
1/2/3/4

-

-

3,00  
3,00  
3,00  
6,00  
6,00**791509-00-1**  
910 Cr  
911  
930  
947 EX  
946

-

110,00

-

-

**Eng. F/A 6-12L 614**

7980-15960 ccm

81-162 kW (110-220 PS)

**110,00**  
V6/8  
V12

-

-

-

**791509-50-1**  
**791509-10-1**  
**791509-15-1**

-

110,50

-

-

-

111,00

-











-

-

111,50

-

-

 <b>MODEL / ENGINE</b>	<b>YEAR</b>	 <b>Dia.</b> <b>CYL</b>	 <b>VT</b> <b>MT</b>	 <b>Ø x L</b>		 <b>SM-REF</b>	 <b>SM-REF.</b>	 <b>Piston</b> <b>Dia.</b>	 <b>SM-REF.</b>	 <b>SM-REF.</b>
<b>KHD</b>  <b>Eng. F8L 413 A</b> 11310 ccm 132,5-171 kW (180,2-233 PS)  <b>Eng. A6/F6L 413</b> 8480 ccm 120-130 kW (163-177 PS)  <b>Eng. F10L 413</b> 14140 ccm 200-224,5 kW (272-305,3 PS)  <b>Eng. F12L 413</b> 16960 ccm 240-250 kW (326-340 PS)		<b>120,00</b> V8  <b>120,00</b> V6  <b>120,00</b> V10  <b>120,00</b> V12	90,16 5,09 - -44,55  145,25 MØ=46	45 x 96	3,00 3,00 3,00 6,00	<b>791526-00-1</b> 910 Cr * 911 931 947 EX Cr  <b>791526-50-1</b>  <b>791526-10-1</b>	<b>801509-00-1</b>  RT / AK  -  -	120,00   120,50  121,00	<b>951507-1</b> A=134 L=255,1 H=169,9 C=145  -  -	<b>811570-1</b>          -  -
<b>Eng. F4-10L 413 L / R</b> 130 D 5880-14700 ccm 90-224 kW (128-305 PS)  <b>Eng. F12L 413 L</b> 17640 ccm 269 kW (366 PS)	73-77   71-80	<b>120,00</b> 4/5 V6/8/10  <b>120,00</b> V12			3,50 3,00 3,00 6,00	<b>791515-00-1</b> 914 Cr * 911 931 947 EX Cr  -  <b>791515-10-1</b>	-   -  -	120,00   120,50  121,00	-   -  -	-   -  -
<b>Eng. BF8L 413F</b> <b>Eng. BF8L 513C</b> 12763 ccm 212-235 kW (288-320 PS)  <b>Eng. BF10L 413F</b> <b>Eng. BF10L 513C</b> 15945 ccm 265-294 kW (360-400 PS)  <b>Eng. BF12L 413F</b> <b>Eng. BF12L 513C</b> 19140 ccm 335-353 kW (456-480 PS)		<b>125,00</b> V8  <b>125,00</b> V10  <b>125,00</b> V12	87,4 5,25 - -27,65 138,65	45 x 107	3,00 2,50 4,00	<b>791523-00-1</b> 914 Cr * 911 947 EX Cr  <b>791523-50-1</b>  <b>791523-10-1</b>	<b>801506-00-1</b>  RT / KK / HA  -  -	125,00  125,50  126,00	<b>951505-1</b> A=139 L=250,76 H=169,5 C=150  <b>951506-1</b> A=139 L=250,76 H=169,5 C=154	<b>811506-1</b>         <b>811507-1</b>
<b>Eng. BF6L 413</b> 9572 ccm  <b>Eng. BF8L 413</b> 12763 ccm  <b>Eng. BF10L 413</b> 15945 ccm  <b>Eng. BF12L 413</b> 19140 ccm 177-353 kW (240-480 PS)		<b>125,00</b> 6  <b>125,00</b> V8  <b>125,00</b> V10  <b>125,00</b> V12			3,00 3,00 4,00	<b>791542-00-1</b> 914 Cr * 911 IW U Cr 947 EX Cr	-   -	125,00	-   -	-   -



MODEL / ENGINE

YEAR

Dia.  
CYL

SM-REF



SM-REF.

Piston  
Dia.

SM-REF.



SM-REF.

**KHD****Eng. F4L 413 FR / R**6378 ccm  
83-94 kW (113-128 PS)

75-

125,00  
487,4  
5,2545  
x

3,00

791523-00-1  
914 Cr \*  
911  
947 EX Cr801507-00-1  
RT / HA

125,00

951505-1  
A=139  
L=250,76  
H=169,5  
C=150

811511-1

**Eng. F5L 413 F / FR**7976 ccm  
109-118 kW (148-160 PS)

75-

125,00  
5138,65  
-

102

2,50

791523-50-1  
791523-10-1

-

125,50

-

**Eng. F6L 413 F / FR**9572 ccm  
130-141 kW (177-192 PS)

75-

125,00  
6

-

-

4,00

-

-

126,00

-

**Eng. F8L 413 F**12763 ccm  
188 kW (256 PS)

75-

125,00  
V8

-

-

-

-

-

-

951506-1  
A=139  
L=250,76  
H=169,5  
C=154

811512-1

**Eng. F10L 413 F**15945 ccm  
235 kW (320 PS)

75-

125,00  
V10

-

-

-

-

-

-

-

**Eng. F12L 413F**19140 ccm  
282 kW (384 PS)

75-

125,00  
V12

-

-

-

-

-

-

-

**Eng. BF6L 513**9570 ccm  
182 kW (248 PS)125,00  
V6

-

-

3,50

791533-00-1  
914 Cr P \*  
911  
947 EX Cr

-

125,00

-

-

**Eng. BF8L 513**12763 ccm  
243 kW (330 PS)125,00  
V8

-

-

2,50

-

-

-

-

**Eng. BF10L 513**15945 ccm  
304 kW (413 PS)125,00  
V10

-

-

4,00

-

-

-

-

**Eng. BF12L 513**19140 ccm  
365 kW (496 PS)125,00  
V12

-

-

-

-

-

-

-

**Eng. F / BF6-12L 513**10038-20076 ccm  
141-282 kW (192-383 PS)128,00  
V6-V12

-

-

3,50

791532-00-1  
914 Cr \*  
931 P  
947 EX Cr

-

128,00

-

-

**Eng. BF6M 1015 C/CP**

Euro 1 / Euro 2

**Eng. BF8M 1015 C/CP**

Euro 2

11910 / 15870 ccm

228-440 kW (310-598 PS)

132,00  
6/8

-

-

-

-

-

132,00

951560-1  
A=147  
L=268,5  
H=9  
C=158  
F=1,2

-



MODEL / ENGINE

YEAR

Dia.  
CYL

Ø x L



SM-REF



SM-REF.

Piston  
Dia.

SM-REF.



SM-REF.

**KHD****Eng. F4M 716**

9160 ccm

**135,00**  
4

4,00

**791524-00-1**

-

135,00

-

-

910 Cr P \*

**Eng. F6M 716****Eng. BF6M 716**

13740 ccm

**135,00**  
6

3,00

911 Fe

3,00

911 Fe

6,00

947 EX Cr

**Eng. F8M 716****Eng. BF8M 716**

18320 ccm

**135,00**  
8**Eng. F12M 716****Eng. BF12M 716**

27480 ccm

**135,00**  
V12**Eng. BF16M 716**

103-625,5 kW (140-850 PS)

**135,00**  
V16**KIA****Picanto / Epsilon**

Eng. G4HG

1086 ccm

48 kW (65 PS)

04-

**67,00**  
4

24,5

17

1,20

**795370-00-4****805304-00-1**

67,00

-

-

910 IF Cr S

1,20

931 P

2,00

3PC Nit

-

x

-

46,5

-4,5

48,5

-

-

-

**795370-50-4****805304-50-1**

67,50

-

-

**Picanto**

Eng. 1Y0

998 ccm

51 kW (69 PS)

**71,00**  
4

1,00

**795011-00-4**

-

71,00

-

-

910 Nit S

1,20

931 P

2,00

3PC Nit

**Pride****Rio**

Eng. B3

1298 ccm

44-72 kW (50-98 PS)

86-00  
00-05**71,00**  
4

1,20

**798513-00-4**

-

71,00

-

-

910 Cr P S

1,50

911 P

3,00

3PC Cr

\*NEW\*

**798513-25-4**

-

71,25

-

-

**798513-50-4**

-

71,50

-

-

**Pride / Festiva**

Eng. B3

1300 ccm

**71,00**  
4

1,20

**795367-00-4**

-

71,00

-

-

910 Nit S

1,50

931 P

3,00

3PC Nit

**Avella 1.3****Pride 1.3 / I**

Eng. B3

1324 ccm

44-53 kW (60-73 PS)

95-01

**71,00**  
4

24,7

18

1,00

**795371-00-4****805311-00-1**

71,00

-

-

910 IF Cr S

1,20

931 P

2,00

3PC Cr

-

x

-2,5

43

-3

42,7

-









MØ=58











**795371-50-4****805311-50-1**








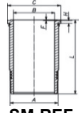

71,50

-

-

 <b>MODEL / ENGINE</b>	YEAR	 <b>Dia.</b> <b>CYL</b>	 KH GL VT BU MT	 $\varnothing \times L$		 <b>SM-REF</b>	 <b>SM-REF.</b>	 <b>Piston</b> <b>Dia.</b>	 <b>SM-REF.</b>	 <b>SM-REF.</b>
<b>KIA</b>  <b>Picanto 1.2</b> <b>Rio III 1.25 CVVT</b> <b>Rio III 125 LPG</b> Eng. G4LA 1248 ccm 51-65 kW (69-88 PS)	11- 11- 11-	<b>71,00</b> 4			1,00 1,20 2,00	<b>792493-00-4</b> 910 IF Cr S 931 P 3PC Nit  <b>792493-50-4</b>	-  -	71,00  71,50	-  -	-  -
<b>Pride Euro 4</b>		<b>71,00</b> 4			1,20 1,20 2,00	<b>795375-00-4</b> 910 Cr S P 931 P 3PC Nit	-  -	71,00	-  -	-  -
<b>Rio 1.5</b> Eng. A5D / A5E 1493 ccm 72 kW (98 PS)	00-05	<b>75,50</b> 4	28,31 - -1,6/-1,6 -2,3 51,3 - MØ=65 -	20 x 52	1,20 1,20 2,50	<b>795355-00-4</b> 910 IF Cr S 931 P 3PC Cr P	<b>805313-00-1</b> <small>*NEW*</small>	75,50	-  -	-  -
<b>Sportage 1.6 GDI</b> <b>Sportage III 1.6 GDI</b> <b>Carens IV 1.6</b> <b>Cee'd 1.6 GDI</b> <b>Pro Cee'd 1.6 GDI</b> <b>Soul 1.6 GDI</b> <b>Soul II 1.6 GDI</b> Eng. G4FD Euro 4 1591 ccm 99 kW (135 PS)	15- 11- 13- 12- 13- 11- 14-	<b>77,00</b> 4			1,20 1,20 2,00	<b>792409-00-4</b> 910 IF Nit S 931 P 947 EX Cr *	-  -	77,00	-  -	-  -
<b>Cee'd 1.4 CVVT</b> <b>Pro Cee'd 1.4 CVVT</b> <b>Rio III 1.4 CVVT</b> Eng. G4FA 1396 ccm 73-80 kW (100-109 PS)	06-	<b>77,00</b> 4			1,20 1,20 2,00	<b>792470-00-4</b> 910 IF S PVD 931 P 3PC PVD	-  -	77,00	-  -	-  -
<b>Sephia / Capital</b> Eng. B6E KV 20 1597 ccm	92-	<b>78,00</b> 4			1,50 1,50 4,00	<b>798520-00-4</b> 910 IF Cr S 931 P 3PC Cr	-  -	78,00	-  -	-  -
<b>Spectra</b> Eng. B6D 1598 ccm 81 kW (110 PS)	92-99	<b>78,00</b> 4			1,20 1,20 2,50	<b>795369-00-4</b> 910 IF Cr S 931 P 3PC Cr	-  -	78,00	-  -	-  -
<b>Sephia 1.5</b> Eng. B6D 1498 ccm 59 kW (80 PS)	92-	<b>78,00</b> 4			1,50 1,50 3,00	<b>798532-00-4</b> 910 IF Cr S 931 P 3PC	-  -	78,00	-  -	-  -
<b>Carnival 2.5i 24V</b> Eng. 25 K4F 2497 ccm 129 kW (175 PS)	98-01	<b>80,00</b> 6			1,20 1,50 2,50	<b>790625-00-6</b> 910 Cr S 931 P 3PC Cr P	-  -	80,00	-  -	-  -

 <b>MODEL / ENGINE</b>	<b>YEAR</b>	 <b>Dia. CYL</b>	 <b>VT MT</b>	 <b>Ø x L</b>		 <b>SM-REF</b>	 <b>SM-REF.</b>	 <b>Piston Dia.</b>	 <b>SM-REF.</b>	 <b>SM-REF.</b>
<b>KIA</b>  <b>Carnival</b> Eng. 2.5 EGI 2497 ccm 110/121 kW (150/165 PS)	98-05	80,00 6			1,20 1,50 2,50	<b>795356-00-6</b> 910 Cr S 931 P 3PC Cr	-	80,00	-	-
<b>Clarus 1.8 SLX</b> <b>Sephia 1.8 DOHC 16V</b> Eng. T8 DOHC 1793 ccm 82-85 kW (112-116 PS)	96-01 96-99	81,00 4			1,50 1,50 3,00	<b>795368-00-4</b> 910 IF Cr S 931 P 3PC Cr P	-	81,00	-	-
<b>Optima</b> Eng. G4JS / EF2.4 Eng. Sirius II 2351 ccm 100 kW (136 PS)	00-06	86,50 4			1,20 1,50 2,80	<b>792471-00-4</b> 910 Nit S 931 P 3PC Cr	-	86,50	-	-
<b>Besta</b> 2700 ccm		93,00 4			2,00 2,00 3,00	<b>795351-00-4</b> 910 Cr * 930 P 947 EX Cr	-	93,00	-	-
<b>KIA DIESEL</b>  <b>Eng. D3FA</b> Picanto 1.1 TDI / Rio 1120 ccm 51-55 kW (70-75 PS)  <b>Eng. D4FA</b> Cerato / Rio 1493 ccm 75-91 kW (102-110 PS)		75,00 3  75,00 4			1,75 1,75 3,00	<b>792491-00-3</b> 910 IF Cr S 931 P 947 EX Nit	-	75,00	-	-
<b>Eng. D4FB</b> Carens / Cerato / Soul / Venga 1582 ccm 85-94 kW (115-128 PS)		77,20 4			1,75 1,75 3,00	<b>792492-00-4</b> 910 IF Cr S 931 P 947 EX Nit S	-	77,20	-	-
<b>Eng. D4EA</b> Sportage II 2.0 CRDI Carens II 2.0 CRDI 1991 ccm 83 kW (113 PS)	04- 02-	83,00 4	46,3 - -14 72,3 - MØ=46,8 -	28 x 65,5 T	2,00 2,00 3,00	<b>792610-00-1</b> 914 Nit S 911 IF U Cr P 947 EX Cr P  <b>792610-50-1</b>	<b>802414-00-1</b>  RT  <b>802414-50-1</b>	83,00   83,50	-   -	-   -
<b>Eng. D4EA</b> Sportage 2.0 CRDI 1991 ccm 83-110 kW (113-150 PS)	05-	83,00 4	46,3 - -13,8 72,3 - MØ=48,5 -	28 x 65,5 T	2,00 2,00 3,00	<b>792610-00-1</b> 914 Nit S 911 IF U Cr P 947 EX Cr P  <b>792610-50-1</b>	<b>802418-00-1</b>  RT / KK  <b>802418-50-1</b>	83,00   83,50	-   -	-   -

 <b>MODEL / ENGINE</b>	<b>YEAR</b>	 <b>Dia.</b> <b>CYL</b>	 <b>VT</b> <b>MT</b>	 $\varnothing \times L$		 <b>SM-REF</b>	 <b>SM-REF.</b>	 <b>Piston</b> <b>Dia.</b>	 <b>SM-REF.</b>	 <b>SM-REF.</b>
<b>KIA DIESEL</b>  <b>Eng. D4HA</b> Sorento II 2.0 CRDI / 4WD Sportage 2.0 CRDI / AWD 1995 ccm 100-135 kW (136-184 PS)	10- 10-	<b>84,00</b> 4			2,50 2,00 3,00	<b>792463-00-4</b> 916 Nit S 911 IF U P Cr 947 EX Nit S	-	84,00	-	-
<b>Eng. R2</b> Bongo / Brawny 2184 ccm		<b>86,00</b> 4			2,00 2,00 4,00	<b>798600-00-4</b> 910 IF Cr S 911 IW Cr 947 EX Cr	-	86,00	-	-
<b>Eng. NB7</b> Sportage / Sportage Turbo 2184 ccm	93-	<b>86,00</b> 4			2,00 2,00 3,00	<b>798656-00-4</b> 910 IF Cr S 911 IW Cr 947 EX Nit S	-	86,00	-	-
<b>Eng. D4CB L / W</b> Sorento 2.5 CRDi 16V 2497 ccm 125 kW (170 PS)	04-	<b>91,00</b> 4	54,2 - -3,7/3,7 -15 83,7 - MØ=52 -	33 x 74	2,50 2,00 3,00	<b>792481-00-4</b> 913 Nit S 911 IW U Cr 947 EX Nit S  <b>792481-01-4</b>	<b>805308-00-1</b>  RT / KK	91,00  91,10	-	-
<b>Eng. SF</b> K2400 / Bongo / Porter Bongo 2400 ccm		<b>92,00</b> 4			2,40 2,40 4,00	<b>795350-00-4</b> 910 Cr P 911 P 947 EX Nit S	-	92,00	-	-
<b>J2 / JS 2700</b> Frontier-Pregio 2.7 D 2665 ccm 61 kW (83 PS)	96-	<b>94,50</b> 4	50 - - - 81,7 - - -	30 x 76 T	2,00 2,00 3,00	<b>795360-00-4</b> 910 Cr P S 911 IW Cr 947 EX Nit S	<b>805305-00-1</b>  RT	94,50	<b>955301-1</b> A=97,5 L=167,6 H=3,8 C=104,4 F=0,5	-
<b>K 3000 JT</b> K3600 3600 ccm		<b>98,00</b> 4			2,00 2,00 3,00	<b>795363-00-4</b> 910 IF Cr P S 911 IW Cr P 947 EX Nit S	-	98,00	-	-
<b>Eng. EF750</b> 16745 ccm		<b>137,00</b> 8			3,30 3,50 3,50 6,00	<b>797342-00-1</b> 914 Cr P * 911 IW P 931 Cr P 947 EX Cr P	-	137,00	-	-
<b>KOMATSU</b>  <b>Eng. 4D94 Diesel</b> Bulldozer 2940 ccm	78-85	<b>94,00</b> 4			2,90 2,50 5,00	<b>798214-00-1</b> 910 Cr P * 910 P 947 EX Cr P	-	94,00	<b>958201-1</b> A=104,5 L=181 H=10,1 C=117 F=0,9	-



MODEL / ENGINE

YEAR

Dia.  
CYL

Ø x L



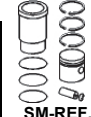
SM-REF



SM-REF.

Piston  
Dia.

SM-REF.



SM-REF.

**KOMATSU****Eng. 4D95**Bulldozer  
Power Shovel / Fork Lift  
3260 ccm95,00  
42,00  
2,00  
4,00**798229-00-4**  
910 Cr P  
911 IW Cr P  
947 Ex Cr

-

95,00

-

-

**Eng. S6D95**Bulldozer  
Power Shovel  
4891 ccm  
100 kW (135 PS)95,00  
62,50  
2,20  
4,00**798217-00-2**  
914 Cr S  
913 Cr P  
947 EX Nit S

-

95,00

-

-

2,50

2,00

4,00

**798234-00-2**  
914 Cr S  
911 IW Cr P  
947 EX Nit S

-

95,00

-

-

**Eng. 6D95 / SA1D95**Bulldozer  
Power Shovel  
4890 ccm95,00  
62,00  
2,00  
4,00**798209-00-2**  
910 Cr P  
911 P  
947 EX Nit S

-

95,00

-

-

2,00  
2,00  
4,00**798218-00-2**  
910 Cr P  
911 P  
947 EX Cr

-

95,00

-

-

2,20  
2,00  
4,00**798220-00-2**  
913 Cr P  
911 P  
947 EX Cr

-

95,00

-

-

**Eng. S6D102**Bulldozer / D30  
4330 ccm102,00  
62,88  
2,37  
4,00**798200-00-2**  
914 Cr S  
911 IF P  
947 EX Cr

-

102,00

-

-

**Eng. S4D105**Bulldozer  
Power Shovel  
4330 ccm105,00  
43,00  
2,50  
5,00**798204-00-4**  
914 Cr \*  
911 IW P  
947 EX Cr

-

105,00

-

-

**Eng. S6D105**Bulldozer  
6490 ccm105,00  
63,00  
2,50  
5,00**798222-00-2**  
914 Cr S  
913 Cr P  
947 EX Cr

-

105,00

-

-

3,00  
2,50  
5,00**798224-00-2**  
910 IW Cr P \*  
911 IW P  
947 EX Cr

-

105,00

-

-

**Eng. 6D108**engine  
7150 ccm  
136 kW (185 PS)108,00  
62,50  
2,53  
4,00**798225-00-2**  
914 Cr P \*  
917 IW Cr P \*  
947 EX Cr

-

108,00

-

-





MODEL / ENGINE

YEAR



Dia.  
CYL



VT  
MT



Ø x L



SM-REF



SM-REF.



Piston  
Dia.



SM-REF.



SM-REF.

**KOMATSU**

**Eng. 6D110 / S6D110**  
generator  
7130 ccm

110,00  
6

3,00  
2,50  
5,00

<sup>\*NEW\*</sup>  
**798226-00-2**  
914 CCL P \*  
913 Cr  
947 EX Cr P

-

110,00

-

-

**Eng. 6D125 Diesel**  
Bulldozer  
11040 ccm

125,00  
6

2,50  
2,50  
4,00

**798227-00-1**  
914 Cr P \*  
917 IW Cr P \*  
947 EX Cr

-

125,00

-

-

**Eng. 6D140**  
generator  
15240 ccm

140,00  
1

2,40  
2,40  
4,00

**798228-00-1**  
914 Cr P \*  
917 IW Cr P \*  
947 EX Nit S

-

140,00

-

-

**LADA**

**Nova Junior**  
**VAZ 2101/2102/1200**  
Eng. BA3 2101  
1198 ccm  
44/45 kW (60/62 PS)

70-

76,00  
4

38  
-  
-  
77

22  
x  
67

1,50  
2,00  
3,94

**732802-00P**  
910 Ti S  
930 Fe  
3PC Cr

**802801-00-1**

76,00

-

-

**VAZ 2103 / 1500**  
1451 ccm  
55/56 kW (75/77 PS)

73-

76,40  
76,60  
76,80

-  
-  
-

-  
-  
-

1,50  
2,00  
3,94

**732802-40P**  
**732802-60P**  
**732802-80P**

**802801-40-1**  
-  
**802801-80-1**

76,40  
76,60  
76,80

-  
-  
-

-  
-  
-

piston without ring

1,50  
2,00  
3,94

**792802-00-4**  
910 Cr S  
931 P  
947 EX Cr P

-

76,00

-

-

**792802-40-4**

-

76,40

-

-

**792802-60-4**

-

76,60

-

-

**792802-80-4**

-

76,80

-

-



MODEL / ENGINE

YEAR

Dia.  
CYL

SM-REF



SM-REF.

Piston  
Dia.

SM-REF.



SM-REF.

**LADA****Samara 1.1  
Shiguli VAZ 2108**1098 ccm  
40,5 kW (55 PS)

84-

**76,00**  
437,9  
-  
-  
-4,6  
65,922  
x  
61,21,50  
2,00  
3,94**732802-00P**  
910 Ti S  
930 Fe  
3PC Cr**802802-00-1**

76,00

-

-

**Samara 1.3  
Shiguli VAZ 2108**1288 ccm  
48 kW (65 PS)

84-

**76,00**  
4

37,9

22

1,50

**732802-40P****802802-40-1**

76,40

-

-

**732802-60P**

-

76,60

-

-

**732802-80P****802802-80-1**  
piston without ring

76,80

-

-

**792802-00-4**

-

76,00

-

-

1,50 910 Cr S  
2,00 931 P  
3,94 947 EX Cr P**792802-40-4**

-

76,40

-

-

**792802-60-4**

-

76,60

-

-

**792802-80-4**

-

76,80

-

-

**Lada Kalina  
1117 / 1118 / 1119 16 V**Eng. 11194  
1390 ccm  
66 kW (90 PS)

08-

**76,50**  
4

37,9

22

1,20  
1,50  
2,00**792806-00-4**  
910 IF S Cr  
931 P  
3PC Cr P

-

76,50

-

-

**792806-50-4**

-

77,00

-

-

**Nova  
VAZ 21011 / 1300**1294 ccm  
48/50 kW (65/68 PS)

74-

**79,00**  
438  
-  
-  
7722  
x  
671,50  
2,00  
3,94**732803-00P**  
910 Ti S  
930 Fe  
3PC Cr**802803-00-1**

79,00

-

-

**732803-40P****802803-40-1**

79,40

-

-

**732803-80P****802803-80-1**  
piston without ring

79,80

-

-

**792803-00-4**

-

79,00

-

-

1,50 910 Cr S  
2,00 931 P  
3,94 947 EX Cr P**792803-40-4**

-

79,40

-

-

**792803-60-4**

-

79,60

-

-

**792803-80-4**

-

79,80

-

-

**792803-10-4**

-

80,00

-

-

**792813-00-4**

-

79,00

-

-

1,50 910 Cr S  
2,00 931 P  
3,94 3PC Cr



MODEL / ENGINE

YEAR



Dia.  
CYL



VT  
MT BU



Ø x L



SM-REF.



SM-REF.



SM-REF.



Piston  
Dia.













SM-REF.



SM-REF.

MODEL / ENGINE	YEAR	Dia. CYL	VT MT BU	Ø x L	SM-REF.	SM-REF.	Piston Dia.	SM-REF.	SM-REF.		
<b>LADA</b>  <b>Samara 1.5</b> <b>Shiguli VAZ 21083</b> 1488 ccm 55 kW (75 PS)	84-	82,00 4	37,9 - - -6,54 65,9	22 x 66,6	1,50	<b>732804-00P</b>	<b>802804-00-1</b>	82,00	-	-	
					2,00	910 Ti S					
					3,94	930 Fe					
						3PC Cr					
						<b>732804-40P</b>	<b>802804-40-1</b>	82,40	-	-	
						<b>732804-80P</b>	<b>802804-80-1</b> piston without ring	82,80	-	-	
<b>Priora VAZ 2170</b> <b>Priora VAZ 2171</b> <b>Priora VAZ 2172</b> 1596 ccm 72 kW (98 PS)	07- 09- 08-	82,00 4			1,20	<b>732805-00P</b>	-	82,00	-	-	
					1,50	910 Ti S					
					2,00	930 P					
						3PC Cr					
						<b>732805-50P</b>	-	82,50	-	-	
						<b>732805-10P</b>	-	83,00	-	-	
<b>LADA DIESEL</b>  <b>Eng. XUD9 SD</b> Niva 1.9 TD 1905 ccm 51-55 kW (71-75 PS)	99-	83,00 4	46,8 - - -3,5 79,3 -	28 x 68 T	3,00	<b>793744-00-4</b>	<b>803719-00-1</b>	83,00	-	-	
					2,00	914 Cr *	RT				
					3,00	911 IF U P					
						947 EX Cr P					
						<b>793744-50-4</b>	<b>803719-50-1</b>	83,50	-	-	
						<b>793744-80-4</b>	<b>803719-80-1</b>	83,80	-	-	
<b>Eng. XUD9 A</b> Niva 1.9 D 1905 ccm 47-52 kW (64-71 PS)	93-	83,00 4			2,00	<b>793723-00-4</b>	-	83,00	<b>953702-4</b> A=86 L=153,5 semi	-	
					2,00	910 Cr P*					
					3,00	911 IF U P					
						947 EX Cr P					
						<b>793723-25-4</b>	-	83,25	-	-	
						<b>793723-50-4</b>	-	83,50	-	-	
	<b>793723-80-4</b>	-	83,80	-	-						
	<b>793723-10-4</b>	-	84,00	-	-						

 <b>MODEL / ENGINE</b>	YEAR	 <b>Dia.</b> <b>CYL</b>	 <b>VT</b> <b>MT</b>	 $\varnothing \times L$		 <b>SM-REF</b>	 <b>SM-REF.</b>	 <b>Piston</b> <b>Dia.</b>	 <b>SM-REF.</b>	 <b>SM-REF.</b>
<b>LAMBORGHINI DIESEL</b>										
<b>Eng. FL 230</b>		<b>95,00</b> 2			2,50	<b>794450-00-1</b> 910 IF Cr	-	95,00	-	-
<b>Eng. FL 345</b>		<b>95,00</b> 3			2,50 2,50 5,00 5,00	911 IF 931 P 947 EX 946 P				
<b>Eng. 1000.3 W/WT</b>		<b>105,00</b> 3			3,00	<b>794503-00-1</b> 910 IW U Cr*	-	105,00	-	-
<b>Eng. 1000.4W</b>		<b>105,00</b> 4			2,50 4,00	911 947 EX Cr				
<b>Eng. 1000.6 WT</b>		<b>105,00</b> 6								
<b>LANCIA</b>										
<b>Y 1.1 i</b>	97-03	<b>70,00</b>	30	17,98		<b>792083-00-4</b>	<b>802036-00-1</b>	70,00	-	-
<b>Y 10 1.1</b>	95	4	-	x	1,20	910 IF Cr S				
Eng. 176 B2.000			-0,7	53	1,20	911 P				
1108 ccm			-1,5		2,50	3PC Cr				
40 kW (54 PS)			50			<b>792083-40-4</b>	<b>802036-40-1</b>	70,40	-	-
			-			<b>792083-80-4</b>	-	70,80	-	-
			MØ=60							
			-							
<b>Y 1.2 16V</b>	00-03	<b>70,80</b>	28	17,98		<b>792084-00-4</b>	<b>802026-00-1</b>	70,80	-	-
<b>Ypsilon 1.2</b>	03-	4	-	x	1,20	910 IF Cr S				
Eng. 188 A5.000 Euro 3 Fire			-2,2/-3	49	1,20	911 P				
1242 ccm			-5,10		2,50	3PC Cr				
59 kW (80 PS)			48			<b>792084-40-4</b>	<b>802026-40-1</b>	71,20	-	-
			-			<b>792084-60-4</b>	<b>802026-60-1</b>	71,40	-	-
			MØ=60							
			-							
<b>Delta III 1.4</b>	08-	<b>72,00</b>				<b>792013-00-4</b>	-	72,00	-	-
<b>Delta III 1.4 Bifuel</b>	11-	4			1,20	910 CCL *				
<b>Delta III 1.4 16V</b>	10-				1,20	931 P				
Eng. 198 A1.000 / A4.000					2,00	947 EX Cr *				
Eng. 198 A7.000						<b>792013-20-4</b>	-	72,20	-	-
1368 ccm										
88-110 kW (120-150 PS)										
<b>Musa 1.4</b>	05-12	<b>72,00</b>	26	17,98		<b>792095-00-4</b>	<b>802035-00-1</b>	72,00	-	-
<b>Musa 1.4 LPG</b>	10-12	4	-	x	1,00	910 IF Nit S				
<b>Ypsilon 1.4</b>	06-11		-2,2/-2,2	49	1,20	931 P				
<b>Ypsilon 1.4 LPG</b>	10-11		-4,9		2,00	3PC Nit P				
Eng. 350 A1.000			49			<b>792095-40-4</b>	<b>802035-40-1</b>	72,40	-	-
1368 ccm			-							
57 kW (78 PS)			MØ=66							
			-							



MODEL / ENGINE

YEAR

Dia.  
CYL

SM-REF



SM-REF.

Piston  
Dia.

SM-REF.



SM-REF.

**LANCIA****Y 1.4 I****Y 10 1.4 I**Eng. 840 A2.000 / A.4.000  
1370 ccm  
55 kW (75 PS)

96-03

**82,00**  
41,50  
1,50  
3,00  
910 Cr S  
931 P  
3PC Cr P**790119-00-4**

-

82,00

-

-

**Dedra 1.8****Delta II 1.8 I**Eng. 182 A2.000  
1747 ccm  
83 kW (113 PS)

96-99

96-99

**Kappa 2.0****Kappa 2.0 I****Lybra 2.0**Eng. 182 B7.000  
Eng. 185 A8.000  
Eng. 838 A1.000 / A6.000  
1998 ccm  
107-113 kW (146-154 PS)

96-01

94-01

99-05

**82,00**  
5**Delta I 1.6 GT i.e.****Prisma 1.6 i.e. Super**Eng. 149 C2.000  
Eng. 831 AB.  
Eng. 831 B7.000  
1585 ccm  
66 kW (90 PS)

87-92

87-89

**84,00**  
41,50  
2,00  
4,00  
910 IF Nit S  
931 P  
3PC Cr**793712-00-4**

-

84,00

-

-

**Beta 1.8**Eng. 132 BB.1A 0  
1756 ccm  
77-82 kW (105-112 PS)

72-76

**Beta 2000****Beta 2000 i.e.****Beta H.P.E. i.e. 2000****Beta H.P.E. 2000****Beta Monte Carlo 2.0****Beta Spider 2000****Dedra 2.0 i.e.****Delta I 2.0 HF Integrale****Thema 2000 i.e. Turbo****Thema SW 2000 i.e. Turbo****Trevi 2000****Trevi 2000 i.e.**Eng. 828 B1.000 / 828 B4.000  
Eng. 831 B5.000 / 831 C.000  
Eng. 831 C5.000 / 834 B.000  
Eng. 834 B1.000 / 834 C.000  
Eng. 834 A5.046 / M601 FT.20.0  
1995 ccm  
85-90 kW (116-122 PS)

76-86

81-84

81-84

76-84

81-83

76-86

89-99

86-91

87-94

84-94

80-84

80-87

**Dedra 1.6 i.e.****Delta II 1.6 i.e.**Eng. 835 A1.000  
Eng. 835 A1.046  
Eng. 835 C1.000  
1581 ccm  
55 kW (75 PS)

89-94

93-99

**86,40**  
41,50  
1,75  
3,00  
910 IF Cr P\*  
931 P  
3PC Cr**792009-00-4**

-

86,40

-

-

**792009-40-4**

-

86,80

-

-

**792009-60-4**

-

87,00

-

-



MODEL / ENGINE

YEAR

Dia.  
CYL

Ø x L



SM-REF



SM-REF.

Piston  
Dia.

SM-REF.



SM-REF.

**LANCIA DIESEL****Eng. 199 B1.000 Euro 5**Musa 1.3 D Multijet  
Ypsilon 1.3 D Multijet  
1248 ccm  
70 kW (95 PS)09-12  
11-**69,60**  
41,50  
1,50  
2,00**792071-00-4**  
910 CCL \*  
911 P  
947 EX Nit S

-

69,60

-

-

**792071-40-4**

-

70,00

-

-

**792071-60-4**

-

70,20

-

-

**Eng. 188 A9.000****Eng. 199 A2.000**Musa 1.3 D Multijet  
Ypsilon 1.3 JTD  
1248 ccm  
51-55 kW (70-75 PS)04-12  
03-11**69,60**  
440,43  
-23  
x  
562,00  
1,50  
2,00**792096-00-4**  
910 Cr \*  
911 P  
947 EX Nit S**802021-00-1**

RT

69,60

-

-

**792096-40-4****802021-40-1**

70,00

-

-

-  
-12,4  
63,43  
-  
MØ=37  
-**Eng. 199 A3.000**Musa 1.3 D Multijet  
Ypsilon 1.3 D Multijet  
1248 ccm  
66-77 kW (90-105 PS)06-12  
06-11**69,60**  
440,43  
-23  
x  
55  
T2,00  
1,50  
2,00**792096-00-4**  
910 Cr \*  
911 P  
947 EX Nit S**802041-00-1**

RT / KK

69,60

-

-

**792096-40-4****802041-40-1**

70,00

-

-

0,90/-1,15  
-12,4  
62,43  
-  
-  
MØ=38  
-**Eng. 198 A2.000****Eng. 844 A3.000**Delta III 1.6 D Multijet  
Delta III 1.6  
1598 ccm  
88 kW (120 PS)08-  
08-**79,50**  
42,00  
1,75  
2,00**792082-00-4**  
910 CCL \*  
931 P  
947 EX Cr \*

-

79,50

-

-

**Eng. 188 B2.000****Eng. 937 A2.000****Eng. AR 37101**Lybra 1.9 JTD  
Musa 1.9 D  
1910 ccm  
74-85 kW (101-150 PS)01-05  
04-08**82,00**  
446,5  
-26  
x  
612,00  
2,00  
2,00**792098-00-4**  
910 Cr \*  
931 P  
947 EX Nit S**802023-00-1**

RT

82,00

-

-

**792098-40-4****802023-40-1**

82,40

-

-

-0,5  
-17,5  
72,5  
-  
-  
MØ=37,5  
-**Eng. 839 A6.000 Euro 3****Eng. 841 C.000**Lybra 2.4 JTD  
Thesis 2.4 JTD  
2387 ccm  
103-110 kW (140-150 PS)00-05  
02-09**82,00**  
5**Eng. 198 A5.000****Eng. 198 A8.000****Eng. 198 A9.000****Eng. 844 A2.000**Delta III 2.0 D Multijet  
1956 ccm  
120-121 kW (163-165 PS)

08-

**83,00**  
41,50  
1,50  
2,00**793509-00-4**  
910 CCLP \*  
931 P  
947 EX Cr \*

-

83,00

-

-











**793509-40-4**

-

83,40

-

-

 <b>MODEL / ENGINE</b>	<b>YEAR</b>	 <b>Dia.</b> <b>CYL</b>	 <b>VT</b> <b>MT</b>	 <b>Ø x L</b>		 <b>SM-REF</b>	 <b>SM-REF.</b>	 <b>Piston</b> <b>Dia.</b>	 <b>SM-REF.</b>	 <b>SM-REF.</b>
<b>LANCIA DIESEL</b>  <b>Eng. RHK (DW10UTED4)</b> <b>Eng. RHZ (DW10ATED)</b> Phedra 2.0 JTD Zeta 2.0 JTD 1997 ccm 79-88 kW (107-120 PS)	06-10 00-02	<b>85,00</b> 4	46,75 - -18,3 80,75 MØ=38,01 -	28 x 70	3,50 2,00 3,00	<b>793749-00-4</b> 916 Cr * 911 IF 947 EX Cr  <b>793749-25-4</b>  <b>793749-50-4</b>  <b>793749-60-4</b>	<b>803749-00-1</b>  RT  -  <b>803749-50-1</b>  -	85,00    85,25  85,50  85,60	-    -  -  -	-    -  -  -
<b>Eng. 8144.91</b> <b>Eng. 8144.97</b> <b>Eng. 8144.97S</b> <b>Eng. 8144.97 Y</b> <b>Eng. 8144.97.2200</b> <b>Eng. 8144.97.2400</b> Thema 2500 Turbo D Thema 2500 Turbo DS 2500 ccm 74-85 kW (101-115 PS)	84-88 84-94	<b>93,00</b> 4			3,00 2,00 3,00	<b>792001-00-4</b> 914 Cr * 911 P 947 EX Cr  <b>792001-40-4</b>	-   -	93,00   93,40	-   -	-   -
<b>LAND ROVER</b>  <b>Freelander 1.8 16V 4x4</b> <b>Freelander / Soft Top</b> <b>1.8i 16V 4x4</b> Eng. 18 K4F 1796 ccm 85-88 kW (116-120 PS)	00-06 98-06	<b>80,00</b> 4			1,00 1,20 2,00	<b>790623-00-4</b> 910 Nit S 931 P 3PC Nit	-	-	-	-
<b>Discovery Sport 2.0 / 2.4</b> <b>Evoque Sicilian Yellow 2.0</b> <b>Freelander II 2.0</b> <b>Range Rover Evo. 2.0 / 4x4</b> <b>Range Rover Sp. SCV6 4x4</b> Eng. 204PT 1999 ccm 177 kW (240 PS)	14- 11-19 11-14 11-19 15-	<b>87,50</b> 4	32,8 2,19 -3,5/-3,85 -4,25 53,8 - - -	22,5 x 55,6 T	1,20 1,20 2,00	<b>792187-00-4</b> 910 Nit S 931 P 3PC Nit  <b>792187-50-4</b>	<b>802111-00-1</b>   -	87,50   88,00	-   -	-   -
<b>LAND ROVER DIESEL</b>  <b>Eng. 25 6 T</b> Range Rover II 2.5 D 4x4 2497 ccm 100 kW (136 PS)	94-	<b>80,00</b> 6			3,00 1,75 3,00  3,00 1,75 3,00	<b>790701-00-2</b> 914 Cr * 911 IF U P 947 EX Cr  <b>790701-50-2</b>  <b>790720-00-6</b> 914 Cr * 911 IF U P 947 EX Cr	-   -  -	80,00   80,50  80,00	-   -  -	-   -  -



MODEL / ENGINE

YEAR

Dia.  
CYL

Ø x L



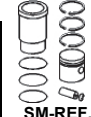
SM-REF



SM-REF.

Piston  
Dia.

SM-REF.



SM-REF.

**LAND ROVER  
DIESEL****Eng. M 47 D 20R**Freelander  
1951 ccm  
82 kW (111 PS)

01-

**80,00**  
43,00  
2,00  
3,00**790738-00-2**  
914 Cr \*  
931 P  
947 EX Cr P

-

80,00

-

-

**Eng. TD 6**Range Rover  
2926 ccm  
130 kW (177 PS)

02-

**80,00**  
6**Eng. 276DT Euro 4**Discovery III 2.7 TD 4x4  
Discovery IV 2.7 TD 4x4  
Range Rover Sport 2.7 TDVM 4x4  
2720 ccm  
140 kW (190 PS)04-09  
09-  
05-**81,00**  
62,00  
2,00  
2,00**793728-00-2**  
910 IF CCL \*  
911 IW U  
947 EX Cr \*

-

81,00

-

-

**Eng. 30DDTX****Eng. 306DT Eu. 5 (TDV6 3.0)**Discovery IV 3.0 SDV6  
Discovery V 3.0 D  
Discovery IV 3.0 TD  
Range Rover IV 3.0 TD  
Range Rover Velar 3.0 D300  
Range Rover IV 3.0 D  
Range Rover Sport 3.0 D  
2993 ccm  
155-250 kW (211-340 PS)09-  
16-  
09-  
14-  
17-  
12-  
09-**84,00**  
62,00  
2,00  
2,00**793772-00-2**  
910 IF CCL P \*  
911 IF U P  
947 EX Cr \*

-

84,00

-

-

**793772-50-2**

-

84,50

-

-

**792180-00-2**1,75  
1,75  
2,00910 CCL P \*  
911 IF U  
947 EX Cr \*

-

84,00

-

-

**Eng. ZSD-422**Defender 2.2 TD4  
2198 ccm  
90 kW (122 PS)

11-

**86,00**  
448,4  
-  
-  
-15,85  
74,8  
-  
MØ=46,95  
-30  
x  
66,85  
T2,00  
2,00  
2,00**792068-00-4**  
910 IF CCL  
931 P  
947 EX Cr \* P**802124-00-1**

RT / KK

86,00

\*NEW\*

**953713-1**A=89  
L=156  
H=5  
C=90,90

-

**792068-20-4**

-

86,20

-

-

**792068-50-4****802124-50-1**

86,50

-

-

**792068-00-4**2,00  
2,00  
2,00910 IF CCL  
931 P  
947 EX Cr \* P**802126-00-1**

RT / KK

86,00

\*NEW\*

**953713-1**A=89  
L=156  
H=5  
C=90,90

-

**792068-20-4**

-

86,20

-

-









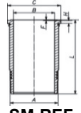

**792068-50-4****802126-50-1**

86,50











-











-



 <b>MODEL / ENGINE</b>	YEAR	 <b>Dia.</b> <b>CYL</b>	 KH GL VT BU MT	 $\varnothing \times L$		 <b>SM-REF</b>	 <b>SM-REF.</b>	 <b>Piston</b> <b>Dia.</b>	 <b>SM-REF.</b>	 <b>SM-REF.</b>
<b>LEYLAND</b>  <b>Eng. 6.354.4</b> 5794 ccm 51-92 kW (70-125 PS)		<b>98,48</b> 6				<b>793620-00-2</b> 2,38 910 IF Cr 2,38 910 IW P 2,38 910 IW P 6,33 947 EX Cr 6,33 946 P  <b>793620-75-2</b>  <b>793620-10-2</b>	-  -  -	98,48  99,23  99,48	-  -  -	-  -  -
					2,38 2,38 4,74	<b>793626-00-2</b> 910 IF Cr 910 IW P 947 EX P  <b>793626-25-2</b>	-  -  -	98,48  98,73	-  -	-  -
<b>LISTER</b>  <b>Eng. ST1 / ST2 / ST3</b> 630/1270/1900 ccm  <b>Eng. TS1 / TS2 / TS3</b> 635/1270/1900 ccm		<b>95,25</b> 1-3  <b>95,25</b> 1			3,17 2,38 2,38 4,77 4,77	<b>794302-00-1</b> 916 Cr P * 911 P 911 P 947 Ex Cr P 946 P	-  -  -  -	95,25	<b>954302-1</b> A=104,68 L=185,7 H=148,82 C=114,30	-  -  -  -
<b>LOMBARDINI</b>  <b>LA 300 / DM 350</b>		<b>76,00</b> 1			2,00 2,00 4,00	<b>792680-00-1</b> 910 Cr * 931 P 3PC Cr P	-  -  -	76,00	-  -  -	-  -  -
<b>Eng. LDA 520 / 522</b> <b>Eng. LDA 523</b> <b>Eng. LDA 525 / 527</b>		<b>78,00</b> 1			2,00 2,00 2,00 4,00	<b>792659-00-1</b> 910 IF Cr P * 911 IF P 911 IF P 947 EX P	-  -  -  -	78,00	-  -  -  -	-  -  -  -
<b>Eng. 6 LD 325</b>		<b>78,00</b> 1			2,00 2,00 4,00	<b>792667-00-1</b> 910 IF Cr P * 911 IF P 947 EX P	-  -  -	78,00	-  -  -	-  -  -
<b>Eng. 196 LDA 326</b> <b>Eng. 15 LD 315</b> 315 ccm 5 kW (6,8 PS)		<b>78,00</b> 1			2,00 2,00 3,00	<b>792668-00-1</b> 910 IF Cr P * 911 IF P 947 EX Cr P  <b>792668-50-1</b>	-  -  -  -	78,00  78,50	-  -  -	-  -  -
<b>Eng. LA / LDA 80</b>		<b>80,00</b> 1			2,00 2,00 2,00  4,00	<b>792664-00-1</b> 910 Cr S 911 P 931 P  948 EX P	-  -  -  -	80,00	-  -  -  -	-  -  -  -

 <b>MODEL / ENGINE</b>	YEAR	 <b>Dia.</b> <b>CYL</b>	 <b>VT</b> <b>MT</b>	 <b>Ø x L</b>		 <b>SM-REF</b>	 <b>SM-REF.</b>	 <b>Piston</b> <b>Dia.</b>	 <b>SM-REF.</b>	 <b>SM-REF.</b>
<b>LOMBARDINI</b>  <b>Eng. LA 400 / LDA 80</b>		<b>80,00</b> 1				<b>792678-00-1</b> 2,00 910 Cr S 2,00 911 P 4,00 948 EX P	-	80,00	-	-
<b>Eng. LA 82</b>		<b>82,00</b> 1				<b>792669-00-1</b> 2,00 910 IF Cr * 2,00 931 P 4,00 948	-	82,00	-	-
<b>Eng. LDA 450 / 455</b> 454 ccm 6-7,4 kW (8-10 PS) <b>Eng. LDA 510 / 513</b> 510 ccm		<b>85,00</b> 1				<b>792650-00-1</b> 2,00 910 Cr 2,00 911 IF 2,00 930 P 4,00 948 EX P	-	85,00	-	-
<b>Eng. 3 LD 510.1</b> <b>Eng. 3 LD 450</b>		<b>85,00</b> 1				<b>792660-00-1</b> 2,00 910 Cr 2,00 911 IF P 4,00 948 EX P	-	85,00	-	-
<b>Eng. LA 85</b>		<b>85,00</b> 1				<b>792661-00-1</b> 2,50 910 IF Cr 2,50 930 P 5,00 948 P	-	85,00	-	-
<b>Eng. LA</b>		<b>85,00</b> 1				<b>792679-00-1</b> 2,50 910 IF Cr 2,00 911 IF 4,00 948 EX P	-	85,00	-	-
<b>Eng. 6 LD 400.1</b> <b>Eng. 10 LD 400.2 / 3</b>		<b>86,00</b> 1/2/3				<b>792670-00-1</b> 2,00 910 Cr * 2,00 911 4,00 947 EX Cr	-	86,00	-	-
<b>Eng. LA 490 / LA 490</b>		<b>88,00</b> 1/3				<b>792671-00-1</b> 2,00 910 Cr P * 2,00 911 IF 4,50 947 EX	-	88,00	-	-
<b>Eng. 11 LD 535.3</b>		<b>88,00</b> 1				<b>792672-00-1</b> 2,00 910 Cr P * 2,00 911 IF 4,00 947 EX P	-	88,00	-	-
<b>Eng. 9 LD 560 2</b> 1120 ccm		<b>90,00</b> 2				<b>792677-00-2</b> 2,00 910 Cr * 2,00 911 P 2,00 911 P 4,00 948 EX	-	90,00	-	-
<b>Eng. 9 LD 560.2</b> <b>Eng. 9 LD 561.2</b>		<b>90,00</b> 2				<b>792674-00-2</b> 2,00 910 Cr P * 2,00 911 P 4,00 948 EX	-	90,00	-	-

 <b>MODEL / ENGINE</b>	YEAR	 <b>Dia.</b> <b>CYL</b>	 VT MT BU	 Ø x L		 <b>SM-REF</b>	 <b>SM-REF.</b>	 <b>Piston</b> <b>Dia.</b>	 <b>SM-REF.</b>	 <b>SM-REF.</b>
<b>LOMBARDINI</b>  <b>Eng. LDA 710 / 13 / 15</b> 598 ccm  <b>Eng. LDA 710 / 904</b> 1196 ccm		<b>90,00</b> 1  <b>90,00</b> 2			2,50 2,50 2,50 5,00	<b>792658-00-1</b> 910 IF Cr 911 P 930 P 948 EX P	-	90,00	-	-
<b>Eng. LDA 720 / 23 / 25</b>		<b>95,00</b> 1			2,50 2,50 2,50 5,00	<b>792653-00-1</b> 910 IF Cr 911 IF 930 P 947 EX	-	95,00	-	-
<b>Eng. LDA 720</b> <b>Eng. 7 LD 655.1 / 2</b>  <b>Eng. 9 &amp; 11 LD 625.2/3</b> 1248 ccm 21 kW (28 PS)		<b>95,00</b> 1  <b>95,00</b> 2/3			2,50 2,50 5,00	<b>792663-00-1</b> 910 IF Cr 911 IF 947 EX	-	95,00	-	-
<b>Eng. LDA 670 / LDA 96</b> <b>Eng. 4 LD 640</b> <b>Eng. LDA 672 / 675 2</b> <b>Eng. LDA 673</b> <b>Eng. 5 LD 675 3</b> <b>Eng. LDA 674</b> <b>Eng. 5 LD 675 4</b> 1346/2019/2692 ccm		<b>95,00</b> 1-4			3,00 3,00 3,00 5,00	<b>792652-00-1</b> 910 Cr 911 P 931 P 947 EX	-	95,00	-	-
<b>Eng. LDA 670 / 96 / 640</b> <b>Eng. LDA 672 / 675 2</b> <b>Eng. LDA 673 / 5LD 675</b> <b>Eng. LDS 674 / 5LD 675</b> 1346/2019/2692 ccm		<b>95,00</b> 1-4			3,00 3,00 3,00 5,00	<b>792676-00-1</b> 910 Cr 911 P 911 P 947 EX	-	95,00	-	-
<b>Eng. LDA 830 / 825.2</b> <b>Eng. LD 825.3 / 825.4</b>		<b>100,00</b> 2-4			2,50 2,50 3,50	<b>792665-00-1</b> 910 Cr * 911 P 947 EX Cr	-	100,00	-	-
<b>Eng. 4 LD 820</b> 817 ccm		<b>102,00</b> 1	60 - - -18 102	28 x 80	3,00 2,50 2,50 5,00	<b>792655-00-1</b> 910 Cr P 911 911 947 EX Cr	<b>802655-00-1</b>	102,00	<b>952655-1</b> A=109,9 L=182,90 H=139,5 C=112,93	<b>812655-1</b>

 <b>MODEL / ENGINE</b>	YEAR	 <b>Dia.</b> <b>CYL</b>	 VT MT	 Ø x L		 <b>SM-REF</b>	 <b>SM-REF.</b>	 <b>Piston</b> <b>Dia.</b>	 <b>SM-REF.</b>	 <b>SM-REF.</b>
<b>MAN</b>  <b>Eng. D 9532 M</b> Tractor 2 L 1 / 2 L 2 2 L 3 / 4 L 1 1840 ccm		<b>95,00</b> 2			3,00 3,00 3,00 5,00	<b>793113-00-2</b> 910 Cr 911 P 931 P 947 EX	-	95,00	-	-
<b>Eng. 599</b> 270 / 470 / 475 / 485 / 570 585 3017 ccm  <b>Eng. 712.03 / 04 / 08</b> 685 / 785 3017 ccm		<b>98,00</b> 4			3,00 2,50 2,50 4,50	<b>794001-00-4</b> 914 Cr * 911 IW 930 947 EX Cr	-	98,00	-	-
<b>Eng. 712.03 / 04 / 07</b> 270 / 470 / 485 / 570 / 585 685 / 785 3317 ccm		<b>98,00</b> 4			3,00 2,50 4,50	<b>794008-00-4</b> 914 Cr * 911 IW 947 EX Cr	-	98,00	-	-
<b>Eng. D 0022 M 161</b> Tractor 4 R 2 / 4 S 2 / 415 520 / 626 / 6.90 FK / 8.90 FK 8.136 FK / 9.136 FK 10.136 FK  <b>Eng. D 0024 M 220 / 221</b>  <b>Eng. D 0026 M 1 / 2 / H</b>		<b>100,00</b> 2  <b>100,00</b> 4  <b>100,00</b> 6			2,50 2,50 2,50 5,00	<b>793114-00-2</b> 910 Cr * 911 P 911 P 947 EX Cr	-	100,00	-	-
<b>Eng. D 0022 M 161</b> Tractor 4 R 2 / 4 S 2 / 415 520 / 626 / 6.90 FK / 8.90 FK 8.136 FK / 9.136 FK 10.136 FK / Omnibus 420 HOC 1/2  <b>Eng. D 0024 M 220 / 221</b>  <b>Eng. D 0026 M 1 / 2 / H</b>		<b>100,00</b> 2  <b>100,00</b> 4  <b>100,00</b> 6			2,50 2,50 5,00	<b>793102-00-2</b> 910 Cr * 911 P 947 EX Cr	-	100,00	-	-
<b>Eng. 597-02</b> 5.126 F / 6.126 F / 7.126 F / 8.126 F / 9.126 F / 10.126 F 5278 ccm 92,5 kW (126 PS)		<b>100,00</b> 6			3,00 2,50 2,50 5,00	<b>794004-00-2</b> 914 Cr P * 911 P 911 P 947 EX P	-	100,00	-	-
<b>Eng. 720.05 / 08</b> 690 / 7.90 3593 ccm 65-66 kW (88-90 PS)		<b>102,00</b> 4			3,00 2,50 5,00	<b>794009-00-2</b> 914 Cr * 911 P 947 EX Cr	-	102,00	-	-



MODEL / ENGINE

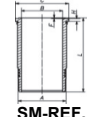
YEAR

Dia.  
CYL

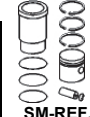
SM-REF



SM-REF.

Piston  
Dia.

SM-REF.



SM-REF.

**MAN****Eng. D 0226**12.170 / 12.192 / 14.170  
14.192 / 16.170 / 17.192  
5687 ccm  
125-154 kW (170-209 PS)

83-

**102,00**  
63,00  
2,50  
4,00**793103-00-2**  
914 Cr \*  
911  
947 Ex Cr

-

102,00

-

-

**Eng. D 0846 HM 2**

8.160 / 9.160

**Eng. D 0846 HMN 2**

8.160 / 9.160

engine

SM-Serie 10

7252 ccm

118 kW (160 PS)

69-74

**108,00**  
6

70-71

69-77

69-

71-73

71-73

-

-

108,00

**953138-1**

A=112,99

L=254

H=5

C=118

-

**Eng. D 0846 HMY 011**

13.168 / 15.168 / 16.168

engine

7252 ccm

115-124 kW (156-169 PS)

71-73

71-73

**Eng. D 0824**

LF02-10 / LFL09 / LOH05

LF01 / LFL01/05

4580 ccm

114 kW (155 PS)

88-97

**108,00**  
4

73

-

-1,7

-21,25

113

MV=6

40

x

90

3,00  
2,50  
4,00**793132-00-1**  
914 Cr \*  
911 P  
947 EX Cr**803139-00-1**

RT

108,00

**953137-1**

A=111,49

L=217

H=4,04

C=116

-

**Eng. D 0826**

LFL01 / 05 / LF01 / 02 / 05 / 07

LFL / LUH04

LF09/11/13 / 15 / 17 / 18 / 213

LF217 / LFL06 / 07/08 / 09 / 10

LOH 04/05 LUH 01 / 02 / 03 / 05

06 / 08 / 09 / 10 / 12 / 13

6871 ccm

114-198 kW (155-269 PS)

88-97

**108,00**  
6**Eng. D 0826**

LF / 01 / 02 / 04-13

LOH 01-13

TF

TOH

6871 ccm

137-198 kW (186-269 PS)

88-90

**108,00**  
6

75,4

-

-1,7/1,7

-21,6

115,4

-

MØ=60,2

-

40

x

90

3,00  
2,50  
4,00**793132-00-1**  
914 Cr \*  
911 P  
947 EX Cr**803140-00-1**

RT

108,00

**953137-1**

A=111,49

L=217

H=4,04

C=116

\*NEW\*

**813137-1****Eng. D 0824**

LFL02 / LOH05 Euro 2

4580 ccm

118 kW (160 PS)

95-

**108,00**  
4

73

-1,7/-1,7

-16,16

113

MV=6

40

x

90

3,00  
2,50  
4,00**793132-00-1**  
914 Cr \*  
911 P  
947 EX Cr**803141-00-1**

RT / AK

108,00

**953137-1**

A=111,49

L=217

H=4,04

C=116

-

**Eng. D 0826**

LF11 / 15 EVB / LFL03

LUH11 / 12 / 13 Euro 2

6871 ccm

162 kW (220 PS)

95-



MODEL / ENGINE

YEAR

Dia.  
CYL

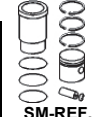
SM-REF



SM-REF.

Piston  
Dia.

SM-REF.



SM-REF.

**MAN****Eng. D 0834**

LFL 01 / 03 / 10 / 11  
LOH 01 / 02 / 03 / 50 / 51  
8.145 / 9.145 / 10.145  
8.185 / 12.145 / 12.185 / LE 140 / 12  
4580 ccm  
103-132 kW (162-206 PS)

00-

108,00  
463,9  
-  
-1,70/-1,70  
-16,15  
99,9  
-  
MØ=70  
-42  
X  
86  
T  
3,00  
2,50  
3,00793133-00-2  
914 Cr \*  
911 P  
947 EX Cr803142-00-1  
RT

108,00

953137-1  
A=111,49  
L=217  
H=4,04  
C=116\*NEW\*  
813142-1**Eng. D 0836**

LF 01 / 02 / 03 / 04 / 05  
12.284 / 14.284 / 15.284  
18.284 / 20.284 / 23.284  
25.284 / 12.255 / 14.255  
15.255 / 18.255 / 20.255  
25.255 / 26.255 / LE 250  
6871 ccm  
162-206 kW (220-280 PS)

00-

108,00  
6

-

-

-

-

-

-

-

**Eng. D 1146**

8000 ccm  
98 kW (133 PS)

111,00  
6

-

3,50  
3,00  
4,00793109-00-1  
914 Cr \*  
911  
947 EX Nit S

-

111,00

-

-

**Eng. D 2066**

LF 01 / 02 / 03 / 04 / 06 / 07  
LF 48 / 49 / 50  
Euro 3  
LF 11 / 12 / 13 / 14 / 15 / 16 / 31  
LF 32 / 33 / 34 / 35 / 36 / 37 / 38  
LF 39 / 62 / 63 / 64 / 65 / 69 / 70  
LF 71 / 72  
Euro 4  
LF 43 / 44 / 45 / 46 / 47 / 57 / 58  
LF 59 / 60  
Euro 5  
LOH 01 / 02 / 03 / 04 / 05 / 06  
LOH 07 / 08 / 33 / 34 / 35 / 36  
Euro 4  
LOH 10 / 11 / 12  
Euro 3  
LOH 26 / 27 / 37 / 38 / 39 / 40  
Euro 5  
LOH 32  
Euro 6  
10518 ccm  
228-324 kW (310-440 PS)

120,00  
676,8  
-  
-2,0  
-20  
121,8  
MØ=7052  
x  
96  
T  
3,50  
3,00  
4,00793147-00-1  
914 Cr \*  
911 IF Cr  
947 EX Cr803147-00-1  
RT / KK

120,00

953147-1  
A=139,50  
L=260  
H=8,07  
C=150813147-2  
923147-1  
2 x FP 4,776,8  
-  
-2,0  
-19,7  
121,8  
MØ=6752  
x  
96  
T  
3,50  
3,00  
4,00793147-00-1  
914 Cr \*  
911 IF Cr  
947 EX Cr803148-00-1  
RT / KK / AK

120,00

953147-1  
A=139,50  
L=260  
H=8,07  
C=150813148-2  
923147-1  
2 x FP 4,7



MODEL / ENGINE

YEAR

Dia.  
CYL

SM-REF



SM-REF.

Piston  
Dia.

SM-REF.



SM-REF.

**MAN****Eng. D 2066**

LE 621  
 LF 17 / 19 / 21 / 23 / 41 Euro 5  
 LF 51 / 52 / 53 Euro 5  
 LOH 28 Euro 5  
 10518 ccm  
 235-324 kW (320-440 PS)

120,00  
63,50  
3,00  
4,00

**793128-00-1**  
 914 CCL P \*  
 911 Cr  
 947 EX Cr P

-

120,00

**953147-1**  
 A=139,50  
 L=260  
 H=8,07  
 C=150

-

76,8  
-  
-2,0  
-20  
121,8  
MØ=7052  
x  
96  
T3,50  
3,00  
4,00

**793147-00-1**  
 914 Cr \*  
 911 IF Cr  
 947 EX Cr

**803147-00-1**  
 RT / KK

120,00

**953147-1**  
 A=139,50  
 L=260  
 H=8,07  
 C=150

**813147-2**  
**923147-1**  
 2 x FP 4,7

76,8  
-  
-2,0  
-19,7  
121,8  
MØ=6752  
x  
96  
T3,50  
3,00  
4,00

**793147-00-1**  
 914 Cr \*  
 911 IF Cr  
 947 EX Cr

**803148-00-1**  
 RT / KK / AK

120,00

**953147-1**  
 A=139,50  
 L=260  
 H=8,07  
 C=150

**813148-2**  
**923147-1**  
 2 x FP 4,7

**Eng. D 2066**

LF 18 / 20 / 22 / 24 / 25 / 26 / 27  
 LF 28 / 40 / 42  
 Euro 5  
 LF 29 / 30 Euro 4  
 10518 ccm  
 235-324 kW (320-440 PS)

120,00  
676,8  
-  
-1,60/-2,00  
-19,7  
121,8  
-  
MØ=68,77  
-52  
x  
96  
T3,50  
3,00  
4,00

**793128-00-1**  
 914 CCL P \*  
 911 Cr  
 947 EX Cr P

**803152-00-1**  
 RT / KK

120,00

**953147-1**  
 A=139,50  
 L=260  
 H=8,07  
 C=150

**813152-2**  
**923147-1**  
 2 x FP 4,7

76,8  
-  
-2,0  
-20  
121,8  
MØ=7052  
x  
96  
T3,50  
3,00  
4,00

**793147-00-1**  
 914 Cr \*  
 911 IF Cr  
 947 EX Cr

**803147-00-1**  
 RT / KK

120,00

**953147-1**  
 A=139,50  
 L=260  
 H=8,07  
 C=150

**813147-2**  
**923147-1**  
 2 x FP 4,7

76,8  
-  
-2,0  
-19,7  
121,8  
MØ=6752  
x  
96  
T3,50  
3,00  
4,00

**793147-00-1**  
 914 Cr \*  
 911 IF Cr  
 947 EX Cr

**803148-00-1**  
 RT / KK / AK

120,00

**953147-1**  
 A=139,50  
 L=260  
 H=8,07  
 C=150

**813148-2**  
**923147-1**  
 2 x FP 4,7

**Eng. D 2066**

LFG 01 Euro 4  
 LUH 01 / 02 / 03 / 04 / 05 / 11 / 12  
 LUH 13 / 14 / 15 / 16 / 17 / 18 / 21  
 LUH 22 / 23 / 24 / 25 / 26 / 27 / 28  
 Euro 4  
 LUH 07 / 08 / 09  
 Euro 3  
 LUH 48 Euro 5  
 LUH 50 / 51 / 52 / 53  
 Euro 3  
 10518 ccm  
 199-316 kW (271-430 PS)

120,00  
676,8  
-  
-2,0  
-19,7  
121,8  
MØ=6752  
x  
96  
T3,50  
3,00  
4,00

**793147-00-1**  
 914 Cr \*  
 911 IF Cr  
 947 EX Cr

**803148-00-1**  
 RT / KK / AK

120,00

**953147-1**  
 A=139,50  
 L=260  
 H=8,07  
 C=150

**813148-2**  
**923147-1**  
 2 x FP 4,7



MODEL / ENGINE

YEAR

Dia.  
CYL

Ø x L



SM-REF.



SM-REF.



SM-REF.

Piston  
Dia.










SM-REF.



SM-REF.

MODEL / ENGINE	YEAR	Dia. CYL	VT MT	Ø x L	SM-REF.	SM-REF.	Piston Dia.	SM-REF.	SM-REF.		
<b>MAN</b> <b>Eng. D 2066</b> LUH 32 / 33 / 34 Euro 5 10518 ccm 235-294 kW (320-400 PS)		120,00 6			3,50 3,00 4,00	793128-00-1 914 CCL P * 911 Cr 947 EX Cr P	-	120,00	953147-1 A=139,50 L=260 H=8,07 C=150	-	
			76,8 - -2,0 -19,7 121,8 MØ=67	52 x 96 T	3,50 3,00 4,00	793147-00-1 914 Cr * 911 IF Cr 947 EX Cr	803148-00-1 RT / KK / AK	120,00	953147-1 A=139,50 L=260 H=8,07 C=150	813148-2 923147-1 2 x FP 4,7	
<b>Eng. D 2066</b> LUH 41 / 42 / 43 / 46 / 47 Euro 5 10518 ccm 206-265 kW (280-360 PS)		120,00 6			3,50 3,00 4,00	793128-00-1 914 CCL P * 911 Cr 947 EX Cr P	-	120,00	953147-1 A=139,50 L=260 H=8,07 C=150	-	
					3,50 3,00 4,00	793147-00-1 914 Cr * 911 IF Cr 947 EX Cr	-				
<b>Eng. D 2146 HM / M</b> 770L / 780H / 1070L1 / 3100 3500 / 4100 / 4500 / 4600 4900 / 5200 / 10210 9659 ccm 126-156 kW (212-180 PS)	63-72	121,00 6				-	-	121,00	953101-1 A=125,99 L=287 H=8 C=132	-	
<b>Eng. D 2156</b> HM / HMN / MGN / MY / MNY MYN / HNY / HM2 / HM3 9.192 / 9.216 / 10.215 12.192 / 12.215 / 13.215 13.230 / 15.192 10343 ccm 141-169 kW (192-230 PS)	66-75	121,00 6	94	45	3,50	793106-00-1 914 Cr *	803121-00-1 RT / HA	121,00	953101-1 A=125,99 L=287 H=8 C=132	813121-1	
			-	x	3,00	911 P					
			-	102	3,00	930 P					
			-48,6		5,50	947 EX Cr					
12.192 / 12.215 / 13.215			162								
			13.230 / 15.192								
			10343 ccm								
141-169 kW (192-230 PS)											
<b>Eng. D 10 TC Euro 2</b> 10350 ccm	95-	121,00 6	94 - - -24,9 155	45 x 102	3,50 2,00 3,50	793127-00-2 914 Cr * 911 IF Cr 947 EX Cr	803110-00-1 RT	121,00	953111-1 A=125,99 L=287 H=8,06 C=132	813110-1	
<b>Eng. D 10 UT Euro 1</b> 10350 ccm 150 kW (204 PS)	95-	121,00 6	94 - -2,4 -28 155	45 x 102	3,50 2,00 3,50	793127-00-2 914 Cr * 911 IF Cr 947 EX Cr	803111-00-1 RT	121,00	953111-1 A=125,99 L=287 H=8,06 C=132	813111-1	
<b>Eng. D 2356</b> HM2 / HM9 / HM10 / HMN2 10.230FL / 12.230H / FL 13.230FL / 19.230 22.230F / 30.230F 10690 ccm 169 kW (230 PS)	68-74	123,00 6	94	45	3,50	793116-00-1 914 Cr P *	803123-00-1 RT / HA	123,00	953123-1 A=125,99 L=287 H=8,03 C=132	813123-1	
			-	x	3,00	911 P					
			-	102	3,00	930 P					
			-50,5		5,50	947 EX Cr P					
			162								



MODEL / ENGINE	YEAR	 Dia. CYL	 KH GL VT MT	 Ø x L		 SM-REF	 SM-REF.	 Piston Dia.	 SM-REF.	 SM-REF.
<b>MAN</b> <b>Eng. D 2356 / 2366</b> 10690 ccm 169 kW (230 PS)	68-74	123,00 6			3,50 3,00 4,00	<b>793129-00-1</b> 914 Cr* 911 P 947 EX Cr	-	123,00	-	-
<b>Eng. D 2356 / 2366</b> 10690 ccm 169 kW (230 PS) gas engine		123,00 1			3,50 3,00 4,00	<b>793140-00-1</b> 914 Cr P 911 IF Cr 947 EX Cr	-	123,00	-	-
<b>Eng. 2538</b> MT / MTE 12763 ccm 178-235 kW (242-320 PS)		125,00 8			3,00 3,00 3,00 5,00	<b>793118-00-1</b> 914 Cr* 911 P 931 P 947 EX Cr	-	125,00	<b>953129-1</b> A=140 L=253 H=10,05 C=152 F=1	-
<b>Eng. D 2530</b> MTE / MTXF 15900 ccm 223-294 kW (303-400 PS)  Marine / industrial engine		125,00 10								
<b>Eng. D 2565</b> HM / M / ME / MF / MFR 9510 ccm 92-141 kW (125-192 PS)		125,00 5	89,87 - -44 141,87	46 x 105	3,00 3,00 5,00	<b>793107-00-1</b> 914 Cr* 911 P 947 EX Cr	<b>803127-00-1</b>  RT / HA / AK	125,00	<b>953125-1</b> A=140 L=270 H=10,05 C=152 F=1	<b>813127-2</b>  <b>923102-1</b> 2 x FP 2,1 2 x FP 4,0
<b>Eng. D 2566</b> HM / M / ME / MH / MFX / MF 11407 ccm 125-177 kW (170-240 PS) with swirl step	76-	125,00 6			3,00 3,00 5,00	<b>793119-00-1</b> 914 Cr* 931 P 947 EX Cr	-	125,00	-	-
<b>Eng. D 2565</b> HM / M / ME / MF / MFR 9510 ccm 92-141 kW (125-192 PS)		125,00 5	89,87 - -44 141,87	46 x 105	3,00 3,00 5,00	<b>793107-00-1</b> 914 Cr* 911 P 947 EX Cr	<b>803125-00-1</b>  RT / HA / AK	125,00	<b>953125-1</b> A=140 L=270 H=10,05 C=152 F=1	<b>813125-2</b>  <b>923102-1</b> 2 x FP 2,1 2 x FP 4,0
<b>Eng. D 2566</b> HM / M / ME / MH / MFX / MF 11407 ccm 125-177 kW (170-240 PS) without swirl step	76-	125,00 6			3,00 3,00 5,00	<b>793119-00-1</b> 914 Cr* 931 P 947 EX Cr	-	125,00	-	-
<b>Eng. D 2565</b> MK / MKUL / MT 9510 ccm 169 kW (230 PS)	76-	125,00 5	89,8 - -1,7 43 141,8	46 x 105 FB	3,50 3,00 5,00	<b>793108-00-1</b> 914 Cr* 931 P 947 EX Cr	<b>803103-00-1</b>  RT / HA / KK	125,00	<b>953125-1</b> A=140 L=270 H=10,05 C=152 F=1	<b>813103-2</b>  <b>923102-1</b> 2 x FP 2,1 2 x FP 4,0
<b>Eng. D 2566</b> KUL / MFT / MK / MKF MKUH / MKUL / MLE / MLUH MLUM / MTE / MTF / MTH MTHO / MTU / MTUE / MTUH MTUM / MUF / MT 11407 ccm 162-235 kW (220-320 PS) stroke 155mm	76-	125,00 6								



MODEL / ENGINE

YEAR

Dia.  
CYL

Ø x L



SM-REF



SM-REF.

Piston  
Dia.

SM-REF.



SM-REF.



SM-REF.

## MAN

## Eng. D 2540

F / MT / MTE  
17426 ccm  
287-405 kW (390-550 PS)

77-

125,00  
V103,50 914 Cr P \*  
3,00 911 P  
3,00 931 P  
5,00 947 EX Cr

-

125,00

-

-

## Eng. D 2542

MLE  
Industrial, Marine  
20190 ccm  
420-478 kW (571-650 PS)125,00  
V12

## Eng. D 2542

MTE  
20190 ccm  
311-405 kW (423-550 PS)125,00  
V12

## Eng. D 2538

M / ME / MF  
16.256/19.256/26.256  
12756 ccm  
160/188 kW (218/256 PS)

72-76

125,00  
892,3  
-  
-44,7  
137,346  
x  
973,00 910 Cr \*  
3,00 911 Fe  
5,00 947 EX Cr

803126-00-1

RT

125,00

953129-1  
A=140  
L=253  
H=10,05  
C=152  
F=1

813126-2

923102-1  
2 x FP 2,1  
2 x FP 4,0

## Eng. D 2530

ME / MF / MXF  
16.320 / 19.320 / 20.320 /  
22.320 / 26.320 / 30.320

72-81

125,00  
10

## Eng. D 2676

LE 126/127  
LF 01 / 05 / 10-12 / 19 / 20 / 32 / 33  
LF 03-04 Euro 2  
LF 02 / 31 Euro 3  
LF 06-08 / 13-18 / 21-22 / 27-28  
Euro 5  
LF 25 / 26 Euro 6  
LOH 01-04  
LOH 10 Euro 3  
LOH 26-28 Euro 5  
12419 ccm  
324-397 kW (440-540 PS)126,00  
676,3  
-  
-2  
-19,95  
121,8  
-  
MØ=95  
-52  
x  
103  
T  
NB4,00 914 CCL \*  
3,00 911 Cr P  
4,00 947 EX Cr

803102-00-1

RT / KK

126,00

953103-1  
A=139,5  
L=257,5  
H=8,07  
C=150

813102-2

923147-1  
2 x FP 4,70

## Eng. D 2676

LE 13  
LF 01 / 05 / 10-12 / 19 / 20 / 32 / 33  
LF 03 / 04 Euro 2  
LF 02 / 31 Euro 3  
LF 06-08 / 13-18 / 21 / 22 / 27 / 28  
Euro 5  
LF 25 / 26 / 54 / 55 Euro 6  
LOH 01-04 / 33  
LOH 10 Euro 3  
LOH 26-28 / 34 Euro 5  
LOH 31 / 32 Euro 6  
12419 ccm  
294-397 kW (400-540 PS)126,00  
63,50 914 IF CDL \*  
2,50 911 IF U \*  
3,50 947 EX Nit S

-

126,00

-

-



MODEL / ENGINE

YEAR

Dia.  
CYL

Ø x L



SM-REF



SM-REF.

Piston  
Dia.

SM-REF.



SM-REF.

**MAN****Eng. D 2840**

LF01 / 04  
18270 ccm  
350 kW (476 PS)  
stroke 142 mm

88-90

128,00  
V10

81,3  
-  
-  
25,1  
130,3  
MV=2,0

46  
x  
105  
FB  
5,00

3,50  
3,00  
5,00

**793120-00-1**  
914 Cr \*  
931 P  
947 EX Cr

**803136-00-1**  
RT / AK

128,00

**953136-1**  
A=144,5  
L=253  
H=10,05  
C=153,8  
F=1

**813136-2**  
**923101-1**  
2 x FP 2,1  
2 x FP 4,0

**Eng. D 2840**

LF  
18270 ccm  
368 kW (500 PS)  
stroke 142 mm

90-

**Eng. D 2876**

LF 12 Euro 3  
TGA 18 / 26 / 33.480  
TGA 24 / 28 / 35 / 41.480  
TGA 480  
12816 ccm  
353 kW (480 PS)

02-  
03-  
03-128,00  
6

79,25  
-  
-1,9  
-23,75  
134,25  
MØ=76,16

52  
x  
103  
FB  
4,00  
3,00  
4,00

**793131-00-1**  
914 Cr \*  
931 P  
947 EX Cr

**803144-00-1**  
RT / KK / AK

128,00

**953132-1**  
A=144,5  
L=268,0  
H=8,07  
C=153,8

**813140-2**  
**923130-1**  
2 x FP 4,0  
1 x 4,60\*

**Eng. D 2876**

LF 13 Euro 3 / LF 25 Euro3  
TGA 18 / 24 / 26 / 28 / 33  
TGA 35.530 / 410  
TGA 41.530  
TGA 530  
12816 ccm  
301-390 kW (410-530 PS)

02-  
00-  
03-  
03-**Eng. D 2840**

LF 20 Euro 2  
19.603 / 26.603 FNL  
18273 ccm  
441 kW (600 PS)

96-

128,00  
V10

4,00  
3,00  
4,00

**793131-00-1**  
914 Cr \*  
931 P  
947 EX Cr

-

128,00

**953136-1**  
A=144,5  
L=253  
H=10,05  
C=153,8  
F=1

-

**Eng. E 2866**

DF 1 Euro 2  
DUH / DUH 01 -04  
DOH 01 / LUH 01-02 Euro 3  
11967 ccm  
170-228 kW (231-310 PS)

128,00  
6

3,50  
3,00  
4,00

**793134-00-1**  
910 CCL \*  
931 P  
947 EX Cr

-

128,00

-

-

**Eng. D 2876**

LUH 02

**Eng. G 2876**

DUH 01 / 02

**Eng. E 2876**

LUH 01 -03

12816 ccm  
200-294 kW (272-400 PS)

**Eng. G 2866**

DUM 01 / UH / UM / DUH 01-05  
11967 ccm  
151-175 kW (205-241 PS)

128,00  
6

3,50  
3,00  
5,00

**793135-00-1**  
910 CCL \*  
931 P  
947 EX Cr

-

128,00

-

-



MODEL / ENGINE

YEAR

Dia.  
CYLVT  
MT

Ø x L



SM-REF



SM-REF.

Piston  
Dia.

SM-REF.



SM-REF.



SM-REF.

## MAN

## Eng. D 2866

LF 31 / 32 / 39 / 40-43 Euro 2  
LF 23-26 / 28 Euro 3  
LF 27 Euro 4

128,00  
64,00  
3,00  
4,00

**793145-00-1**  
914 CCL \*  
911 IW U Cr  
947 EX Cr

-

128,00

-

-

## Eng. D 2866

LUH 20 / 26 Euro 2  
LUH 23-25 / 30 Euro 3  
11967 ccm  
191-301 kW (260-410 PS)

## Eng. D 2866

LOH 27-29 / 32-34 Euro 3  
11967 ccm  
228-301 kW (310-409 PS)

## Eng. D 2876

LF 06  
LF 02 / 07 / 11 Euro 2  
LF 03-05 / 12 / 13 / 25 Euro 3

## Eng. D 2876

LOH / LUH 01 Euro 2  
LOH 02 / 03 / 20 / 21 Euro 3  
12816 ccm  
338-390 kW (460-530 PS)

## Eng. D 2848

128,00  
8

## Eng. D 2840

LF 21 Euro 2  
18273 ccm  
441 kW (600 PS)

128,00  
V10

## Eng. D 2842

LE 404 / 602  
21930 ccm  
588/956 kW (800/1300 PS)

128,00  
V12

## Eng. E 2842

LE 322  
21927 ccm  
380-420 kW (517-571 PS)

128,00  
V12

## Eng. D 2865

LUH 02 / 03 / 05 Euro 1  
9972 ccm  
198-221 kW (270-301 PS)

87-

128,00  
5

89,75  
-  
-2,05  
-24,4  
141,75

46  
x  
105  
FB

3,50  
3,00  
5,00

**793120-00-1**  
914 Cr \*  
931 P  
947 EX Cr

803134-00-1

RT / AK

128,00

**953130-1**  
A=144,5  
L=270  
H=10,07  
C=153,8  
F=1

813134-2

**923101-1**  
2 x FP 2,1  
2 x FP 4,0











## Eng. D2865











L / LF02 / 03 / 04 / 06 / 10 / 15  
LOH / LU01-06 / LU 22  
9972 ccm  
221 kW (301 PS)  
stroke 155 mm









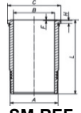
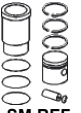
87-

## Eng. D 2866

KF09 / LE06 / LF01-07  
LF09 / 15 / 22 / LFG / LH02  
LOH03 / LU01 / 03 / 04 / LX / LXE  
LXF / LXFG / LXOH / LXUH / RXF  
11967 ccm  
198-324 kW (269-441 PS)  
stroke 155 mm

 <b>MODEL / ENGINE</b>	YEAR	 <b>Dia.</b> <b>CYL</b>	 KH GL VT BU MT	 $\varnothing \times L$		 <b>SM-REF</b>	 <b>SM-REF.</b>	 <b>Piston</b> <b>Dia.</b>	 <b>SM-REF.</b>	 <b>SM-REF.</b>
<b>MAN</b>  <b>Eng. D 2865</b> LF09 / LF21 Euro 2 9972 ccm 213-250 kW (290-340 PS)  <b>Eng. D 2866</b> LF13-16 / LF20 / LF35 LOH23 Euro 2 11967 ccm 294-309 kW (400-420 PS)	94-01	<b>128,00</b> 5          <b>128,00</b> 6	89,75 - -2,1 -21,6 141,75 MV=2,0	46 x 105 FB	3,50 3,00 5,00	<b>793120-00-1</b> 914 Cr * 931 P 947 EX Cr	<b>803138-00-1</b>  RT / AK	128,00	<b>953130-1</b> A=144,5 L=270 H=10,07 C=153,8 F=1	<b>813139-2</b>       <b>923101-1</b> 2 x FP 2,1 2 x FP 4,0
<b>Eng. D 2866</b> KOH / KUH / KU / KFZ / LFZ LFZR / LOCH / LU / LUL TUH / TUM / K / KF / LUH 19.361 / 19.332 / 19.361 280 / 290 / 292 /322 /332 /362 11967 ccm 215-265 kW (292-360 PS)  <b>Eng. D 2866</b> TOH 11967 ccm 215 kW (292 PS)	83-	<b>128,00</b> 6	89,8 - -2,3 -32,2 141,8	46 x 105	3,50 3,00 5,00	<b>793120-00-1</b> 914 Cr * 931 P 947 EX Cr	<b>803130-00-1</b>	128,00	<b>953130-1</b> A=144,5 L=270 H=10,07 C=153,8 F=1	<b>813130-2</b>       <b>923101-1</b> 2 x FP 2,1 2 x FP 4,0
<b>Eng. D 2866</b> LF31 Euro 2 LF32 / 36 / 37 / 39 Euro 3 LF40 / 41 / 42 / 43 Euro 3 11967 ccm 268-308 kW (364-419 PS)	97- 98-	<b>128,00</b> 6	89,75 - -1,9 22,7 141,75 MØ=80	46 x 105	4,00 3,00 4,00	<b>793131-00-1</b> 914 Cr * 931 P 947 EX Cr	<b>803145-00-1</b>  RT / AK	128,00	<b>953130-1</b> A=144,5 L=270 H=10,07 C=153,8 F=1	<b>813145-2</b>       <b>923101-1</b> 2 x FP 2,1 2 x FP 4,0
<b>Eng. D 2876</b> LF 03 / 06 / 07 / 08-11 Euro 2 LF 04 / 14 / 17 Euro 3 LOH 02 / 03 / 05 Euro 2 12816 ccm 338-390 kW (460-530 PS)		<b>128,00</b> 6	79,25 - -1,90/-1,90 -21,74 134,25 - MØ=85,05	50 x 107 T	4,00 3,00 4,00	<b>793131-00-1</b> 914 Cr * 931 P 947 EX Cr	<b>803146-00-1</b>  RT	128,00	<b>953130-1</b> A=144,5 L=270 H=10,07 C=153,8 F=1	<b>813146-2</b>       <b>923101-1</b> 2 x FP 2,1 2 x FP 4,0
<b>Eng. D 2866</b> LF23 / 24 / 25 / 26 / 27 / 28 /37 LF38 Euro 3 LFG07 Euro 3 LF LOH27/ 28/29/30/30/32/33 LF LOH34 / 35 / 37 / 38 Euro 3 LUH23 / 24 / 25 Euro 3 11967 ccm 191-301 kW (260-410 PS)		<b>128,00</b> 1	89,75 - -1,9 -1,9 -22 141,75 MØ=80	46 x 105	4,00 3,00 4,00	<b>793131-00-1</b> 914 Cr * 931 P 947 EX Cr	<b>803150-00-1</b>  RT	128,00	<b>953130-1</b> A=144,5 L=270 H=10,07 C=153,8 F=1	<b>813150-2</b>       <b>923101-1</b> 2 x FP 2,1 2 x FP 4,0
<b>Eng. E 2876</b> TE 302 12816 ccm 130 kW (177 PS) gas engine		<b>128,00</b> 1			3,50 3,00 5,00	<b>793142-00-1</b> 914 Cr * 911 IW U Cr 947 EX Cr	-	128,00	-	-
<b>Eng. E 3042 D1 / E / LN</b>  gas engine		<b>130,00</b> 12			3,00 3,00 4,00	<b>793137-00-1</b> 916 CCL IF* 911 IW U Cr 947 EX Cr	-	130,00	-	-

 <b>MODEL / ENGINE</b>	<b>YEAR</b>	 <b>Dia.</b> <b>CYL</b>	 <b>VT</b> <b>MT</b>	 <b>Ø x L</b>		 <b>SM-REF</b>	 <b>SM-REF.</b>	 <b>Piston</b> <b>Dia.</b>	 <b>SM-REF.</b>	 <b>SM-REF.</b>
<b>MAZDA</b>  <b>Familia</b> Eng. TB 1169 ccm		<b>70,00</b> 4			2,00 2,00 4,00	<b>798507-00-4</b> 910 Cr * 931 P 3PC Cr	-	70,00	-	-
<b>323</b> Eng. 6CV E1 1100 ccm	94-00	<b>70,00</b> 4			1,50 1,50 4,00	<b>798509-00-4</b> 910 IF Cr S 911 P 3PC Cr	-	70,00	-	-
<b>121 / 323</b> <b>Autozam Revue</b> <b>Demio / GLC / Familia</b> Eng. B3 1324 ccm 43-54 kW (58-79 PS)	84-98 91-98 87-99	<b>71,00</b> 4			1,20 1,50 3,00	<b>798513-00-4</b> 910 Cr P S 911 P 3PC Cr  <b>798513-25-4</b>  <b>798513-50-4</b>	-  -	71,00  71,25  71,50	-  -  -	-  -  -
<b>121</b> Eng. ZH12 1242 ccm 55 kW (75 PS)	96-	<b>71,90</b> 4	28,25 - - -0,93 55,25 - MØ=52 -		1,20 1,50 2,50	<b>792147-00-4</b> 910 IF Nit S 931 P 3PC Cr P  <b>792147-50-4</b>	<b>802108-00-1</b>   <b>802108-50-1</b>	71,90   72,40	-   -	-   -
<b>BS7C / BTA67 / Familia</b> Eng. TC 1272 ccm 63 kW (85 PS)		<b>73,00</b> 4			1,50 1,50 4,00	<b>798512-00-4</b> 910 Cr S 931 P 3PC Cr P	-	73,00	-	-
<b>E1400</b> Eng. UC 1415 ccm 48-52 kW (65-70 PS)		<b>77,00</b> 4			1,50 1,50 4,00	<b>798516-00-4</b> 910 Cr S 931 P 3PC Cr	-	77,00	-	-
<b>323 GLC / BD1031</b> Eng. E3 1296 ccm Eng. E5 1490 ccm	80-86  81-86	<b>77,00</b> 4			1,20 1,50 4,00	<b>798517-00-4</b> 910 IF Cr S 931 P 3PC Cr P	-	77,00	-	-
<b>323 / BD1031</b> <b>Familia / GLC</b> Eng. E3 / E5 1296-1490 ccm 40-65 kW (54-88 PS)	80-87	<b>77,00</b> 4			1,50 2,00 4,00	<b>798518-00-4</b> 910 Nit S 931 P 3PC Cr	-	77,00	-	-
<b>Protege</b> Eng. ZL 1597 ccm 63 kW (86 PS)	89-91	<b>78,00</b> 4			1,20 1,50 3,00	<b>798542-00-4</b> 910 Cr S 931 P 3PC Cr  <b>798542-50-4</b>	-  -	78,00  78,50	-  -	-  -

 <b>MODEL / ENGINE</b>	<b>YEAR</b>	 <b>Dia.</b> <b>CYL</b>	 <b>VT</b> <b>MT</b>	 <b>Ø x L</b>		 <b>SM-REF</b>	 <b>SM-REF.</b>	 <b>Piston</b> <b>Dia.</b>	 <b>SM-REF.</b>	 <b>SM-REF.</b>
<b>MAZDA</b>  <b>Capella, Familia Van</b> Eng. B6 1597 ccm 63 kW (86 PS)		<b>78,00</b> 4			1,50 1,50 3,00	<b>798532-00-4</b> 910 IF Cr S 931 P 3PC	-	78,00	-	-
<b>Luce 626 / Capella</b> Eng. VB / NA 1796 ccm 73,5 kW (100 PS)	68-73	<b>78,00</b> 4			1,50 1,50 4,00	<b>798520-00-4</b> 910 IF Cr S 931 P 3PC Cr	-	78,00	-	-
<b>Luce B 1600 Pick up Truck</b> Eng. NA-2 1586 ccm		<b>78,00</b> 4			1,50 2,00 4,00	<b>798523-00-4</b> 910 Nit S 931 P 3PC Cr  <b>798523-25-4</b>  <b>798523-50-4</b>  <b>798523-75-4</b>	- - - -	78,00 78,25 78,50 78,75	- - - -	- - - -
<b>1600</b> Eng. NA 1586 ccm 55 kW (75 PS)	70-	<b>78,00</b> 4			1,20 1,50 4,00	<b>798522-00-4</b> 910 Cr S 931 P 3PC Cr	-	78,00	-	-
<b>Familia / Capella Van</b> Eng. B6 1597 ccm 64-66 kW (87-90 PS)		<b>78,00</b> 4			1,50 1,50 4,00	<b>798533-00-4</b> <sup>*NEW</sup> 910 Nit S 931 P 3PC Cr P	-	78,00	-	-
<b>626</b> <b>929</b> <b>B 2000</b> Eng. MA 1970 ccm 81 kW (110 PS)	82-83 77-82 77-84	<b>80,00</b> 4			1,20 1,50 4,00	<b>798525-00-4</b> 910 Cr S 931 P 3PC Cr	-	80,00	-	-
<b>626</b> <b>929</b> Eng. VC 1769 ccm 61 kW (83 PS)	82-83 75-76				1,50 2,00 4,00	<b>798526-00-4</b> 910 Cr S 931 P 3PC Cr  <b>798526-00-4</b>	- - -	80,00 80,50	- - -	- - -
<b>Luce Van / Deluxe 1800</b> <b>LA2VV / Cosmo</b> Eng. VC 1769 ccm 61 kW (83 PS)	73-86	<b>80,00</b> 4			2,00 2,00 4,00	<b>798549-00-4</b> 910 Cr * 931 P 3PC Cr P  <b>798549-50-4</b>	- - -	80,00 80,50	- - -	- - -
<b>Capella 1.6 / 626 1.6</b> Eng. F6 1587 ccm 60 kW (81 PS)	82-87	<b>81,00</b> 4			1,50 1,50 4,00	<b>798527-00-4</b> 910 IF Cr S 931 P 3PC Cr  <b>798527-50-4</b>	- - -	81,00 81,50	- - -	- - -



MODEL / ENGINE

YEAR



Dia.  
CYL



VT  
MT



Ø x L



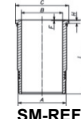
SM-REF



SM-REF.



Piston  
Dia.



SM-REF.



SM-REF.

**MAZDA**

**Familia**

Eng. BG8P, BG8Z  
1839 ccm  
99 kW (135 PS)

90-94

**83,00**  
4

1,50  
1,50  
3,00

**798536-00-4**  
910 IF Cr S  
931 P  
3PC Nit

-

83,00

-

-

**626 / MX-6  
Capella / Telstar**

Eng. FS / FP  
1840 / 1991 ccm  
66-85 kW (90-115 PS)

92-93

**83,00**  
4

1,20  
1,50  
3,00

**798538-00-4**  
910 IF Cr S  
931 P  
3PC Cr

-

83,00

-

-

**MX-5 1.8i 16V  
5 1.8i 16V  
6 1.8i 16V**

Eng. CHBB  
1798 ccm  
88-93 kW (120-126 PS)

05-  
05-

**83,00**  
4

1,20  
1,20  
2,50

**792162-00-4**  
910 IF Nit S  
931 P  
3PC Nit

-

83,00

-

-

**626 Mk III 1.8  
626 Mk III Coupe 1.8  
626 Mk III Estate 1.8  
626 Mk III Hatchb. 1.8**

Eng. F8  
1789 ccm  
65 kW (88 PS)

87-92  
87-91  
88-92  
87-92

**86,00**  
4

1,50  
1,50  
4,00

**798529-00-4**  
910 IF Nit S  
931 P  
3PC Cr

-

86,00

-

-

**626 Mk II 2.0  
626 Mk II Hatchb. 2.0  
626 Mk III 2.0  
626 Mk III Coupe 2.0  
626 Mk III Estate 2.0  
626 Mk III Hatch. 2.0  
929 Mk II 2.0  
929 Mk II 2.0 i GLX  
929 Mk II Coupe 2.0 / i  
929 Mk III 2.0**

**E-Serie Box E2000**  
Eng. FE  
1998 ccm  
66-88 kW (90-120 PS)

83-87  
83-87  
87-90  
87-90  
88-97  
87-90  
84-87  
84-87  
84-87

**86,00**  
4

1,50  
1,50  
4,00

**798529-50-4**

-

86,50

-

-

**2.3  
Hatchback 2.3  
Station Wagon 2.3  
Station Wagon 2.3 AWD**

Eng. L3C1  
2261 ccm  
122 kW (166 PS)

02-07  
02-07  
02-07  
02-07

**87,50**  
4

1,20  
1,20  
2,50

**792172-00-4**  
910 Nit S  
931 P  
3PC Cr

-

87,50

-

-

**2.0  
2.0 MZR  
Saloon 2.0  
Saloon 2.0 MZR  
Estate 2.0 MZR  
Hatchback 2.0  
Hatchback 2.0 MZR  
Station Wagon 2.0  
Station Wagon 2.0  
Premacy 2.0**

Eng. LF17 / LF18 / LFF7  
1999 ccm  
104-107 kW (141-146 PS)

02-09  
09-  
04-  
09-  
08-  
02-07  
07-  
02-07  
02-07  
05-05

**87,50**  
4

1,20  
1,20  
2,50

**792172-00-4**  
910 Nit S  
931 P  
3PC Cr












-

87,50

-

-



 <b>MODEL / ENGINE</b>	<b>YEAR</b>	 <b>Dia. CYL</b>	 <b>VT</b>  <b>MT</b>	 <b>Ø x L</b>		 <b>SM-REF</b>	 <b>SM-REF.</b>	 <b>Piston Dia.</b>	 <b>SM-REF.</b>	 <b>SM-REF.</b>
<b>MAZDA</b>  <b>B2500</b> Eng. C 2498 ccm 62/80 kW (84/109PS)	02-06	<b>96,00</b> 4			1,50 1,50 3,00	<b>798548-00-4</b> 910 Cr P 931 P 3PC Cr	-	96,00	-	-
<b>MAZDA DIESEL</b>  <b>Eng. Y601 (DV6TED4)</b> 3 1.6 CDI 16V 3 1.6 DI Turbo 3 1.6 MZR CD 3 Saloon 1.6 DI Turbo 1560 ccm 80-81 kW (109-110 PS)	04- 04-09 09- 04-	<b>75,00</b> 4	41,7 - -1,16 -13,29 65,2 MØ=41,72	26 x 61 T	3,00 1,95 2,50	<b>793758-00-4</b> 916 Cr * 931 P 947 EX Nit S  <b>793758-50-4</b>	<b>803710-00-1</b> RT / KK / AK  <b>803710-50-1</b>	75,00  80,00	<b>953706-4</b> A=78 L=142 H=5 C=79,5 semi -	-  -  -
<b>Eng. NB7</b> Sportage / Sportage Turbo 2184 ccm	93-	<b>86,00</b> 4			2,00 2,00 3,00	<b>798656-00-4</b> 910 IF Cr S 911 IW Cr 947 EX Nit S	-	86,00	-	-
<b>Eng. RFX</b> 323 2.0 D 1998 ccm 41-52 kW (56-71 PS)	96-	<b>86,00</b> 4			2,00 2,00 3,00	<b>798657-00-4</b> 913 Nit S 911 IW Cr 947 EX Nit S	-	86,00	-	-
<b>Eng. WL</b> 2499 ccm		<b>93,00</b> 4	47,8 - -1,20/-1,20 -3 87,3 - - -	32 X 70 T	2,50 2,00 3,00	<b>798652-00-4</b> 910 IF Cr S P 911 IW Cr P 947 EX Cr S  <b>798652-50-4</b>	<b>808601-00-1</b>  <b>808601-50-1</b>	93,00  93,50	-  -  -  -	-  -  -  -
<b>Eng. WLT</b> B2500 / BT 50 2499 ccm	99-	<b>93,00</b> 4	47,8 - -1,8 87,3 - MØ=37 -	32 X 70	2,50 2,00 3,00	<b>798652-00-4</b> 910 IF Cr S P 911 IW Cr P 947 EX Cr S  <b>798652-50-4</b>	<b>808602-00-1</b>  <b>808602-50-1</b>	93,00  93,50	-  -  -  -	-  -  -  -
<b>Eng. W9</b> B 2900 2900 ccm		<b>95,00</b> 4			2,50 2,00 3,00	<b>798661-00-4</b> 910 IF Cr P * 911 IW Cr P 947 Cr P  <b>798661-50-4</b>	-  -	95,00  95,50	-  -  -  -	-  -  -  -
<b>Eng. VS</b>		<b>98,00</b> 4			2,50 2,00 3,00	<b>798667-00-4</b> 910 IF Cr 911 IW Cr P 947 EX Nit S	-	98,00	-	-



MODEL / ENGINE

YEAR

Dia.  
CYLVT  
MT

Ø x L



SM-REF.



SM-REF.

Piston  
Dia.

SM-REF.



SM-REF.



SM-REF.

**MERCEDES-BENZ****Citan 112**Eng. 200.711  
84 kW (114 PS)

13-

**72,20**  
41,20  
1,50  
2,00**793825-00-1**  
910 IF PVD S  
931 Cr  
3PC PVD P

-

72,20

-

-

**A 140**Eng. 166 E 14.940  
1397 ccm  
60 kW (82 PS)

98-

**80,00**  
41,20  
1,75  
3,00**791084-00-4**  
910 Cr S  
931 P  
3PC Cr

-

80,00

-

-

**A 160****Vaneo**  
Eng. M 166 E 16.960 / 961  
1598 ccm  
75 kW (102 PS)-98  
01-**80,50****791084-50-4**

-

80,50

-

-

**V-Class V 280**Eng. M 104.900  
2792 ccm  
128 kW (174 PS)

97-

**81,00**  
41,50  
1,75  
3,00**795036-00-4**  
910 IF Cr S  
931 P  
947 EX Cr

-

81,00

-

-

**795036-50-4**

-

81,50

-

-

**795037-00-4**  
1,50 910 IF Cr S  
1,75 931 P  
3,00 3PC Cr

-

81,00

-

-

**795037-25-4**

-

81,25

-

-

**795037-50-4**

-

81,50

-

-

**C 180 / C 200 / C230**Eng. M 271 Kompressor  
1796 ccm  
105 kW (143 PS) 120 kW**82,00**  
41,20  
1,50  
2,50**791098-00-4**  
910 Nit S  
911 P  
3PC Nit

-

82,00

-

-

**S 600 / CL 600**Eng. M 275  
5513 ccm  
368 kW (500 PS)**82,00**  
12

-

-

-

**CL 600 5.5****S 600 5.5**  
Eng. M 275.950  
5513 ccm  
368 kW (500 PS)02-06  
02-05**82,00**  
121,20  
1,50  
2,00**791269-00-4**  
910 Nit S  
911 P  
947 EX Nit S

-

82,00

-

-



MODEL / ENGINE

YEAR

Dia.  
CYLVT  
MT BU

Ø x L



SM-REF



SM-REF.

Piston  
Dia.

SM-REF.



SM-REF.

**MERCEDES-BENZ**

**C 180**  
**C 180 CGI**  
**C 180 CGI**  
**C 200 CGI**  
**C 200 CGI**  
**C 200 CGI**  
**C 250**  
**C 250 CGI**  
**C 250 CGI**  
**E 200 / 250 CGI**  
**SLK 200 / 250**  
 Eng. M 271.820 / 860 / 861  
 1796 ccm  
 115-150 kW (156-204 PS)

11-  
07-13  
09-  
07-13  
07-  
11-  
11-  
09-  
09-13  
10-13  
11-

**82,00**  
4

1,20  
1,50  
2,00

**791272-00-4**  
910 Nit S  
931 P  
3PC Nit

-

82,00

-

-

**190 E 2.6 / 260 E**  
**260 SE**  
 Eng. M 103 E 26.940 / 941  
 Eng. M 103 E 26.943  
 2599 ccm  
 117-125 kW (159-170 PS)

84-  
84-92

**82,90**  
6

1,50  
1,75  
3,00

**791053-00-6**  
910 IF Cr \*  
931 P  
947 EX Cr

-

82,90

-

-

**791053-50-6**

-

83,40

-

-

**A 150**  
**A 160**  
**B 150**  
**B 160**  
 Eng. M 266.920  
 1498 ccm  
 70 kW (95 PS)

**A 170**  
**A 180**  
**B 170 / B180**  
 Eng. M 266.940  
 1699 ccm  
 85 kW (115 PS)

**A 200**  
**A 200 Turbo**  
**B170 NGT / B 180 NGT**  
**B 200 / Turbo**  
 Eng. M 266.960 / M 266.980  
 2034 ccm  
 100-142 kW (136-193 PS)

04-12  
09-12  
05-11  
09-11

04-12  
09-12  
05-11

04-12  
05-12  
08-11  
05-11

**83,00**  
4

1,20  
1,75  
2,00

**791255-00-4**  
910 IF Nit S  
931 P  
3PC Cr

-

83,00

-

-



MODEL / ENGINE

YEAR

Dia.  
CYLVT  
MT

Ø x L



SM-REF



SM-REF.

Piston  
Dia.

SM-REF.



SM-REF.

**MERCEDES-BENZ**

<b>A 160</b>	15-	<b>83,00</b>				<b>791284-00-4</b>	-	83,00	-	-
<b>A 180 / 200</b>	12-	4			1,20	910 Nit S PVD				
<b>B 160</b>	15-				1,00	911 S PVD				
<b>B 180 / 200</b>	11-				2,00	3PC Nit PVD				
<b>C 160</b>	15-									
<b>C 180</b>	12-14									
<b>C 180 CGI</b>	08-14					<b>791283-00-4</b>	-	83,00	-	-
<b>CLA 180 / 200</b>	13-				1,20	910 IF Nit S				
<b>GLA 180</b>	15-				1,50	911 P				
<b>GLA 200</b>	13-				2,00	3PC Nit PVD				
Eng. M 270.910										
Eng. M 274.910										
1595 ccm										
75-115 kW (102-156 PS)										
<b>A 220 4-matic</b>	14-									
<b>A 250 / 4-matic</b>	12-15									
<b>A 250 / 4-matic</b>	15-									
<b>B 220 4-matic</b>	13-									
<b>B 250</b>	12-									
<b>B 250 4-matic</b>	14-									
<b>C 200</b>	13-									
<b>C 200 4-matic</b>	15-									
<b>C 250</b>	14-									
<b>C 300 / 350 e</b>	15-									
<b>C 300 4-matic</b>	13-									
<b>C 200 / 250</b>	14-									
<b>C 200 4-matic</b>	15-									
<b>E 200 / NGT</b>	13-									
<b>E 200 / 250</b>	12-									
<b>CLA 250 4-matic</b>	13-									
<b>GLA 250 / 4-matic</b>	13-									
<b>GLC 250 4-matic</b>	15-									
<b>CLK 200</b>	13-15									
<b>GLK 250 / 4-matic</b>	13-15									
<b>SLK 200 / 300</b>	15-									
Eng. M 270.920										
Eng. M 274.920										
1991 ccm										
115-180 kW (156-245 PS)										
<b>E 240</b>	97-	<b>83,20</b>				<b>791073-00-6</b>	-	83,20	-	-
Eng. M 112 E 24		6			1,50	910 IF Nit S				
2398 ccm					1,75	931 P				
120 kW (163 PS)					3,00	3PC Nit				
<b>A 190</b>		<b>84,00</b>				<b>791079-00-4</b>	-	84,00	-	-
Eng. M 166 E 19		4			1,20	910 IF Nit S				
1898 ccm					1,75	931 P				
92 kW (125 PS)					2,50	3PC Nit				
						<b>791079-50-4</b>	-	84,50	-	-
<b>S 600 L / CL 600</b>	99-02	<b>84,00</b>				<b>791097-00-6</b>	-	84,00	-	-
Eng. M 137 E 58		12			1,20	910 IF Nit S				
5786 ccm					1,50	931 P				
270 kW (367 PS)					2,50	3PC Nit				



MODEL / ENGINE

YEAR



Dia.  
CYL



Ø x L



SM-REF



SM-REF.



SM-REF.



Piston  
Dia.



SM-REF.



SM-REF.

**MERCEDES-BENZ**

**280 S / 280 SE / 280 SL  
250 C / 300 SE / U 110  
404**

Eng. M 130.920 / 921 / 923  
925 / 933 / 980 / 983 / 984  
2778 ccm  
81-125 kW (110-170 PS)

68-72

**86,50**  
6

2,00  
2,50  
4,00

**791067-00-2**  
910 Cr \*  
931 P  
3PC Cr P

-

86,50

-

-

**300 E / 300 SE  
300 SL**

Eng. M 103 E 30.980  
981/82/85  
2962 ccm  
126-140 kW (175-190 PS)

84-86  
84-86

**88,50**  
6

1,50  
1,75  
3,00

**791049-00-6**  
910 IF Cr \*  
931 P  
947 EX Cr

-

88,50

-

-

**791049-50-6**

-

89,00

-

-

**190 E 1.8**

Eng. M 102 E 102.910  
1797 ccm  
80 kW (109 PS)

90-

**89,00**  
4

1,75  
2,00  
3,50

**791038-00-4**  
910 IF Cr \*  
931 P  
947 EX Cr

-

89,00

**951022-4**  
A=92,00  
L=146,1  
H=4,6  
C=94,55

-

**791038-50-4**

-

89,50

-

-

**791038-10-4**

-

90,00

-

-

**190 / 200**

Eng. M 102 V 20.920 / 21 / 61  
1997 ccm  
66/80 kW (90/109 PS)

80-83

**89,00**  
4

43,2  
-  
-1,0/-2,3  
-  
83,2

24  
x  
62

1,75  
2,00  
3,50

**791038-00-4**  
910 IF Cr \*  
931 P  
947 EX Cr

**801023-00-1**

89,00

**951022-4**  
A=92,00  
L=146,1  
H=4,6  
C=94,55

-

**791038-50-4**

**801023-50-1**

89,50

-

-

**190**

Eng. M 102 V 20.921 / 924

**200**

Eng. M 102 V 20.920 / 22 / 64  
1997 ccm  
66-80 kW (90-109 PS)

84-

**89,00**  
4

43,2  
-  
-1,7/-2,2  
-  
79,7  
AA=22,3

22  
x  
56

1,75  
2,00  
3,50

**791038-00-4**  
910 IF Cr \*  
931 P  
947 EX Cr

**801024-00-1**

89,00

**951022-4**  
A=92,00  
L=146,1  
H=4,6  
C=94,55

-

**190 E / 200 E**

Eng. M 102 E 20.961 / 62 / 63

**190 E / 200 E / 200 GE**

Eng. M 102 E 20.961-965  
1997 ccm  
80-90 kW (109-122 PS)

84-

42,9  
-

**791038-50-4**

**801024-50-1**

89,50

-

-

84-

-1,4/-1,9  
-1,2  
79,4

42,9  
-  
-1,4/-1,9  
-1,6  
79,4

**791038-10-4**

-

90,00

-

-



MODEL / ENGINE

YEAR

Dia.  
CYLVT  
MT

Ø x L

1,75  
2,00  
3,50

SM-REF



SM-REF.

Piston  
Dia.

SM-REF.



SM-REF.

**MERCEDES-BENZ****190 E / 200 E****200 GE(I)****190 / 200**

Eng. M 102 E 20 / V 20

1996 ccm

77-87 kW (105-118 PS)

89-  
89-  
89-90**89,00**  
41,75  
2,00  
3,50**791038-00-4**  
910 IF Cr \*  
931 P  
947 EX Cr

-

89,00

**951022-4**  
A=92,00  
L=146,1  
H=4,6

-

**300 SE / 320 SL****S 320****320 E / 300 SE****E 320**

Eng. M 104 E 32.980/81/90/94/95

Eng. M 104 E 32.990-994

3199 ccm

170-162 kW (231-220 PS)

91-93  
94-  
91-92  
93-**89,90**  
631,12  
-22  
x

1,50

910 IF Nit S  
931 P  
3PC Cr**801028-00-1**

RT

89,90

-

-

**200 E / 200 CE / 200 TE****E 200 / C 200**

Eng. M 111 E 20.940-942

Eng. M 111 E 20 OB

1996 ccm

100 kW (136 PS)

93-  
  
  
  
  
  
92-93  
93-**89,90**  
431,65  
--1,45/-1,95  
-1,50  
1,75  
3,00910 IF Nit S  
931 P  
3PC Cr**801029-00-1**

RT

89,90

-

-

**220 E****C 220 / E 220**

Eng. M 111 E 22

2199 ccm

110 kW (150 PS)

**420 SL****420 SE / SEL****420 SEC**

Eng. M 116.964 / M 116.965

4196 ccm

150-170 kW (204-231 PS)

86-89  
85-91  
85-91**92,00**  
81,50  
2,00  
3,50**791056-00-4**  
910 IF Cr S  
931  
947 EX Cr

-

92,00

-

-



MODEL / ENGINE

YEAR

Dia.  
CYLVT  
MT

Ø x L



SM-REF



SM-REF.

Piston  
Dia.

SM-REF.













SM-REF.



SM-REF.

**MERCEDES-BENZ**

<b>C 350</b>	05-13	<b>92,90</b>	30,43	22		<b>791260-00-6</b>	<b>801055-00-1</b>	92,90	-	-
<b>CLC 350</b>	08-11	6	-	x	1,50	910 Nit S				
<b>CLK 350</b>	05-11		1,81/1,81	52	1,75	931 P				
<b>CLS 350</b>	04-10		-		2,50	3PC Nit				
<b>E 350</b>	05-08		50,83							
<b>E 350 T</b>	05-09		-			<b>791260-50-6</b>	<b>801055-50-1</b>	93,40	-	-
<b>GLK / SLK 350</b>	08-11		-							
<b>ML 350</b>	05-11		-							
<b>R 350</b>	06-13									
<b>S 350</b>	05-11									
<b>SL 350</b>	06-12									
<b>SLK 350</b>	08-11									
<b>Viano 3.5</b>	07-									
<b>Sprinter 224 / 324</b>	06-									
<b>Sprinter 424 / 524</b>	06-									
<b>Vito 126 3.5</b>	07-									
Eng. M 272.960 / 961 / 964-967 969-972 / 975 / 978 / 979 / 991 3498 ccm 190-224 kW (272-305 PS)										
<b>GL 450</b>	06-12									
<b>S 450</b>	05-10									
Eng. M 273.922-924 4663 ccm 250 kW (340 PS)										
<b>230 / 230 G</b>	73-82	<b>93,75</b>	51,75	26		<b>791068-00-4</b>	-	93,75	-	-
Eng. M 115.951 / 954		4	-	x	1,75	910 IF Cr *				
<b>O 309</b>	79-85		-	73	2,50	931 P				
Eng. M 115.958			-1		4,00	947 EX Cr				
2307 ccm	75-83		81,95							
66-81 kW (90-110 PS)	75-83					<b>791068-40-4</b>	-	94,15	-	-
						<b>791068-80-4</b>	-	94,55	-	-
<b>190 E 2.3 16V</b>	83-88	<b>95,50</b>				<b>791094-00-4</b>	-	95,50	-	-
Eng. M 102.983		4			1,50	910 IF Cr S				
2299 ccm					1,75	931 P				
125-136 kW (170-185 PS)					3,50	947 EX Cr				
<b>190 E 2.5 16V</b>	88-					<b>791094-50-4</b>	-	96,00	-	-
Eng. M 102 E.990										
2499 ccm										
150 kW (204 PS)										
<b>230 E / 230 GE</b>	80-83	<b>95,50</b>				<b>791040-00-4</b>	-	95,50	-	-
<b>190 E 2.3 / 230 E</b>	84-	4			1,75	910 IF Cr *				
<b>190 E (USA)</b>	82-83				2,00	931 P				
<b>210 / 310 / 410 O309</b>	84-				3,50	947 EX Cr				
Eng. M102 E.23....										
2299 ccm						<b>791040-50-4</b>	-	96,00	-	-
70-100 kW (95-136 PS)						<b>791040-10-4</b>	-	96,50	-	-

 <b>MODEL / ENGINE</b>	YEAR	 <b>Dia.</b> <b>CYL</b>	 VT MT	 $\varnothing \times L$		 <b>SM-REF</b>	 <b>SM-REF.</b>	 <b>Piston</b> <b>Dia.</b>	 <b>SM-REF.</b>	 <b>SM-REF.</b>
<b>MERCEDES-BENZ</b>  <b>560 SE</b> Eng. M117 E 56 5547 ccm 205-220 kW (279-300 PS)	85-	<b>96,50</b> 8			1,75 2,00 3,50	<b>791024-00-4</b> 910 IF Cr * 931 P 947 EX Cr P	-	96,50	-	-
<b>500 / 500 SE / 500 SL</b> <b>E 500 / CL 500 / S 500</b> <b>SL 500</b> Eng. M117 E 50 / M119 E 50 4973 ccm 164-240 kW (223-333 PS)	85-	<b>96,50</b> V8								
<b>MERCEDES-BENZ DIESEL</b>  <b>Eng. OM 636</b> .914-919 / 930 / 31 / 934 1767 ccm 23,5-31,5 kW (32-43 PS)	51-61	<b>75,00</b> 4				-	-	75,00	<b>951063-4</b> A=78 L=190 H=4 C=81 semi	-
<b>Eng. OM 312 / 314 / 321</b> <b>Eng. OM 324 / 352</b> Compressor		<b>77,00</b> 1			2,50 2,50 3,00 4,00	<b>791001-00-1</b> 910 IF P 910 IF P 930 P 947 EX P	-	77,00	-	-
<b>Eng. OM 622.951</b> Vito 109 CDI Vito 109 BlueTEC Vito 111 CDI Vito 111 BlueTEC 1598 ccm 65-84 kW (88-114 PS)	14- 14- 14- 14-	<b>80,01</b> 4	46 - -0,35/0,45 -12,3 70,5 - MØ=46,5 -	30 x 60 T	2,00 1,75 2,00	<b>793822-00-4</b> 913 Nit S PVD 911 IF U P 947 EX Nit S	<b>803803-00-1</b> RT / KK	80,01	-	-
<b>Eng. OM 668 DE LA 16</b> <b>Eng. OM 668 DE LA 17</b> A 160 / 170 Turbodiesel 1689 ccm 44/66 kW (60/90 PS)		<b>80,00</b> 4	44,65 - -11,65 70,65	28 x 60	2,00 2,00 3,00	<b>791071-00-4</b> 910 Cr * 911 P 947 EX Cr  <b>791071-50-4</b>	<b>801098-00-1</b>	80,00	-	-





MODEL / ENGINE

YEAR



Dia.  
CYL



VT  
MT



Ø x L



SM-REF



SM-REF.



Piston  
Dia.



SM-REF.



SM-REF.

### MERCEDES-BENZ DIESEL

#### Eng. OM 654.920

A 180 D / B 180 D  
A 200 D / B 200 D  
A 200 D 4-matic  
B 200 D 4-matic  
C 200 / 300 D  
C 220 / 300 D 4-matic  
C 300 DE  
CLA 180 D  
CLA 200 D / 4-matic  
CLS 220 / 300 D  
E 200 / 220 D  
E 220 D 4-matic  
E 300 D  
E 300 DE  
E 300 DE 4-matic  
GLA 180 / 200 D  
GLA 200 / 220 D 4-matic  
GLB 180 / 200 / 220 D  
GLB 200 / 220 D 4-matic  
GLC 200 D  
GLC 200 / 300 D 4-matic  
GLE 300 D 4-matic  
GLE 350 DE 4-matic  
Marco Polo 200 / 220 CDI 4-matic  
Marco Polo 220 / 250 / 300 CDI  
Marco Polo 250 / 300 CDI 4-matic  
Sprinter 211 CDI  
Sprinter 211 CDI RWD  
Sprinter 215 CDI  
Sprinter 215 / 217 CDI RWD  
Sprinter 311 CDI  
Sprinter 311 CDI RWD  
Sprinter 315 CDI / RWD  
Sprinter 317 CDI / RWD  
Sprinter 319 CDI  
Sprinter 319 CDI Allrad / RWD  
Sprinter 411 CDI RWD  
Sprinter 415 CDI  
Sprinter 415 CDI RWD  
Sprinter 417 CDI RWD  
Sprinter 419 CDI Allrad / RWD  
Sprinter 515 CDI / RWD  
Sprinter 519 CDI / Allrad  
V 220 CDI / D  
V 220 CDI / D 4-matic  
V 250 CDI / D  
V 250 CDI / D 4-matic  
V 300 CDI / D  
V 300 CDI / 4-matic  
Vito 110 CDI  
Vito 114 / 116 / 119 CDI / 4x4  
Vito Mixto 110 CDI  
Vito Mixto 114/116/119 CDI / 4-matic  
Vito Mixto 124 CDI / 4-matic  
Vito Mixto 124 CDI 4-matic  
Vito Tourer 114 CDI / 4-matic  
Vito Tourer 116 CDI / 4-matic  
Vito Tourer 119 CDI / 4-matic  
Vito Tourer 124 CDI / 4-matic  
Vito Tourer 124 CDI 4-matic  
1950 ccm  
75-235 kW (102-320 PS)

20-  
18-  
19-  
19-21  
18-  
18-  
19-  
20-  
19-  
18-  
16-  
16-  
17-  
18-  
17-  
20-  
20-  
19-  
19-  
19-  
19-  
18-21  
19-  
19-  
19-  
21-  
20-  
21-  
20-  
20-  
20-  
21-  
21-  
20-  
21-  
21-  
21-  
21-  
21-  
21-  
21-  
19-  
19  
19-  
19-  
21-  
19-  
19-  
2020  
21-  
19-  
19-  
19-  
2020  
21-

82,00  
4

2,00  
1,75  
2,00

<sup>\*NEW</sup>  
**791258-00-2**  
910 IF CDL \*  
911 IF U Cr \*  
947 EX Nit S

82,00

-

-



MODEL / ENGINE

YEAR



Dia.  
CYL



VT  
MT BU



Ø x L



SM-REF



SM-REF.



Piston  
Dia.



SM-REF.



SM-REF.

**MERCEDES-BENZ  
DIESEL**

**Eng. OM 656.929**

CLS 350 D  
CLS 350 D 4-matic  
CLS 400 D 4-matic  
E 350 D  
E 400 D / 4-matic  
G 350 / 400 D 4-matic  
GLC 400 D 4-matic  
GLE 350 D 4-matic  
GLE 400 D 4-matic  
GLS 350 D 4-matic  
GLS 400 D 4-matic  
S 350 D / 4-matic  
S 400 D / 4-matic  
2925 ccm  
183-250 kW (249-340 PS)

18-  
17-  
17-  
18-  
18-  
19-  
19-  
18-21  
18-  
19-  
19-  
17-  
17-

**82,00**  
6

2,00  
1,75  
2,00

**791258-00-2**  
<sup>\*NEW</sup>  
910 IF CDL \*  
911 IF U Cr \*  
947 EX Nit S

-

82,00

-

-

**Eng. OM 640.940 / 941**

A 180 / A 200 CDI  
B 180 / B 200 CDI  
1991 ccm  
80/103 kW (109/140 PS)

04-12  
05-11

**83,00**  
4

2,00  
2,00  
2,00

**791257-00-4**  
910 Cr P \*  
911 IF U P  
947 EX Cr \*

-

83,00

-

-

**Eng. OM 640.942**

A 160 CDI  
1991 ccm  
60 kW (82 PS)

04-12

**Eng. OM 642**

.910 / 920-921 / 930 / 932  
C 320 CDI  
CLK / CLS CDI  
CLS 350 CDI  
E 280 CDI  
E 300 Bluetec  
E 320 CDI  
S 320 CDI  
S 350 CDI  
Sprinter 418 CDI  
2987 ccm  
155-173 kW (218-235 PS)

04-07  
05-10  
09-10  
05-09  
07-08  
05-09  
05-13  
09-13  
09-  
  
07-  
09-  
06-  
06-  
09-  
08-  
05-09  
09-11  
06-  
09-  
06-  
09-  
06-  
09-  
06-  
09-  
06-

**83,00**  
6

2,00  
2,00  
2,00

**791256-00-2**  
916 NIT S  
911 IF U P  
947 EX Cr \*

-

83,00

-

-

**Eng. OM 642**

.940 / 950 / 960-961 / 970  
990 / 992 / 993  
C 320 CDI  
C 350 CDI  
G 320 CDI  
GL 320 CDI  
GL 350 CDI  
GLK 320 CDI  
ML 280 / 320 CDI  
ML 300 / 350 CDI  
R 280 / 320 / 350 CDI  
R 300  
Sprinter 218 / 318 / 418 / 518 CDI  
Sprinter 219 / 319 / 419 / 519 CDI  
Viano 300 CDI  
Vito 120 CDI  
2987 ccm  
135-165 kW (184-224 PS)

07-  
09-  
06-  
06-  
09-  
08-  
05-09  
09-11  
06-  
09-  
06-  
09-  
06-  
09-  
06-  
09-  
06-  
09-  
06-  
09-  
06-



MODEL / ENGINE

YEAR

Dia.  
CYL

SM-REF



SM-REF.

Piston  
Dia.

SM-REF.



SM-REF.

**MERCEDES-BENZ  
DIESEL****Eng. OM 651**

.911-913 / 916 / 924 / 925  
940 / 955-957 / 960-961 / 980  
C 180 / 200 CDI  
C 220 / 250 CDI  
CLS 250 CDI  
E 200 / 220 / 250 CDI  
E 300 CDI BlueTec  
GLK 200 CDI  
GLK 220 / 250 CDI  
ML 250 CDI  
S 250 CDI  
SLK 250 CDI  
Shooting Break 250 CDI  
Sprinter 216 CDI  
Sprinter 210 / 213 CDI  
Sprinter 310 / 313 / 316 CDI  
Sprinter 416 / 510 / 516 CDI  
Sprinter 513 CDI  
Vito 110 / 113 / 116 CDI  
2143 ccm  
88-150 kW (120-204 PS)

11-  
07-  
11-  
09-  
11-  
10-  
08-  
11-  
10-13  
12-  
12-  
06-  
09-  
09-  
09-  
06-  
10-

83,00  
4

48,5  
-  
-1,40/-1,00  
-13,01  
75,5  
-  
MØ=49,4  
-

30  
x  
66  
T / NB  
DLC

2,00  
1,75  
2,00

791277-00-4  
910 IF CCL\*  
911 IF U Cr  
947 EX Cr \*

801012-00-1  
RT / KK

83,00  
-  
-  
83,25  
-  
83,50  
-

-  
-  
-

-  
-  
-

**Eng. OM 615**

.940 / 943 / 944  
200D / 206D / 207D / 306D  
1988 ccm  
40,5/44 kW (55/60 PS)

70-79

87,00  
4

52,9  
-  
-1  
-6,15  
91,4

26  
x  
72

2,00  
2,00  
4,00

791009-00-4  
910 Cr S  
911 IF P  
947 EX Cr P

801026-00-1  
RT

87,00  
-  
87,50

951026-4  
A=90  
L=158,4  
H=4,7  
C=92  
semi

-  
-  
-

**Eng. OM 615**

.910/11/12/14/16/19/30  
.936-939 / 941  
220D / 206D / 306D / 309D  
406D / 409D / O309D  
2197 ccm  
37,5-44 kW (51-60 PS)

68-72

87,00  
4

48,25  
-  
-1,0/-3,5  
-6,27  
89,65

26  
x  
72

3,00  
2,00  
4,00

791010-00-4  
910 IF Cr \*  
911 IF P  
947 EX Cr P

801036-00-1  
RT

87,00  
-  
87,50  
88,00

951025-4  
A=90  
L=158,4  
H=4,7  
C=92  
semi

-  
-  
-

**Eng. OM 601**

.911 / 12 / 13  
190D / 200D / 200TD  
C200D / E200D  
1997 cm  
53-55 kW (72-75 PS)

84-93  
93-87,00  
4

44,85  
-  
-1,0/-1,2  
-9,05  
74,85  
AA=22,1

26  
x  
55

2,50  
2,00  
3,00

791048-00-1  
910 Cr \*  
911 IF P  
947 EX Cr P

801073-00-1  
RT / AK

87,00  
-  
87,50

951040-4  
A=90  
L=148,6  
H=4,7  
C=92,50  
semi

-  
-  
-

**Eng. OM 602**

.911 / 12 / 30 / 31 / 38 / 39  
190D 2,5 / 250D / 310D  
2497 ccm  
62-69 kW (84-94 PS)

84-93

87,00  
5

44,65  
-

26  
x

2,50

791048-00-1

801051-00-1

87,00

951040-4  
A=90

-

**Eng. OM 603**

.912 / 913  
300 D  
300 GD  
2996 ccm  
80-83 kW (109-113 PS)

84-93  
9187,00  
6

-1,0/-1,2  
-9,05  
74,65  
AA=22,1

26  
x

2,50

791048-50-1

801051-50-1

87,50

RT / AK  
L=148,6  
H=4,7  
C=92,50  
semi

-  
-



MODEL / ENGINE

YEAR



Dia.  
CYL



Ø x L



SM-REF



SM-REF.



Piston  
Dia.



SM-REF.



SM-REF.

**MERCEDES-BENZ  
DIESEL**

**Eng. OM 601**

.911 / 912  
190 D / 200 D  
1997 ccm  
53 kW (72 PS)

83-84

87,00  
4

2,00  
2,00  
3,00

**791035-00-4**  
910 Cr S  
911 IF P  
947 EX Cr P

-

87,00

-

-

**Eng. OM 601**

.921  
190 D (USA)  
2197 ccm  
53 kW (72 PS)

84-

87,00  
4

**791035-50-4**  
4 Cyl. Version

-

87,50

-

-

**Eng. OM 602 D25**

190 D 2.5 / 250 D  
2497 ccm  
66 kW (90 PS)

87,00

87,00  
5

**791036-00-5**

**791036-50-5**  
5 Cyl. Version

-

87,00

-

-

**Eng. OM 603 D 30**

300 D / E 300 Diesel  
2996 ccm  
80-100 kW (109-136 PS)

87,00

87,00  
6

**Eng. OM 602A**

.911 / 961 / 962 / 993  
190D 2,5 / 250 D Turbo  
E250 TD  
2496 ccm  
90-93 kW (122-126 PS)

85-95  
93-95

87,00  
5

44,85  
-  
-1,0/-1,2  
-9,01  
74,85  
AA=22,1

28  
x  
70

2,50  
2,00  
3,00

**791048-00-1**  
910 Cr \*  
911 IF P  
947 EX Cr P

**801042-00-1**  
RT / KK / HA

87,00

**951040-4**  
A=90  
L=148,6  
H=4,7  
C=92,50  
semi

-

**Eng. OM 603A**

.960 / 961 / 963  
300D Turbo / 300D  
E300 TD  
2996 ccm  
105-110 kW (143-150 PS)

85-95  
93-95

87,00  
6

**791048-50-1**

**801042-50-1**

87,50

**Eng. OM 605 D25**

.910 / 911 / 917  
C250D / E250D / E250TD  
2497 ccm  
83 kW (113 PS)

93-

87,00  
5

2,50  
2,00  
3,00

**791048-00-1**  
910 Cr \*  
911 IF P  
947 EX Cr P

-

87,00

**951040-4**  
A=90  
L=148,6  
H=4,7  
C=92,50  
semi

-

**Eng. OM 606**

.910 / 12  
E300D  
2996 ccm  
100 kW (136 PS)

93-

87,00  
6



MODEL / ENGINE

YEAR

Dia.  
CYL

SM-REF



SM-REF.

Piston  
Dia.

SM-REF.



SM-REF.

**MERCEDES-BENZ  
DIESEL****Eng. OM 611**

.961 / 962 / 980 / 981 / 987

E 200 / E 220 CDI

V 200 / V 220 CDI

C 200 / C 220 CDI

Vito 108/110/112

Sprinter

2151 ccm

60-105 kW (82-143 PS)

88,00

4

42,3

-

-2,02/-2,46

-13,3

68,3

-

MØ=43,10

-

30

x

70

2,50

2,00

3,00

791089-00-1

910 Cr \*

911 IF

947 EX Cr

791089-50-1

801014-00-1

RT / KK

88,00

951059-4

A=91

L=147,6

H=4,5

C=93,70

semi

-

**Eng. OM 612**

.961-963 / 981

E 270 CDI

C 270 CDI

CLK 270 CDI

G / ML 270 CDI

Sprinter

2686 ccm

110-125 kW (150-170 PS)

88,00

5

99-

00-

02-

99-

791077-00-4

4 Cyl. Version

\*NEW\*

791077-50-4

-

88,00

-

88,50

-

-

-

-

**Eng. OM 613**

.960 / 961

S 320 CDI / E 320 CDI

3222 ccm

145 kW (197 PS)

99-

88,00

6

791275-00-1

910 IF CCL \*

911 IF U Cr

947 EX Cr P

791275-50-1

-

88,00

-

88,50

-

-

-

-

**Eng. OM 646**

.811

C 200 CDI

C 220 CDI

2148 ccm

100-125 kW (136-170 PS)

07-11

07-08

2,50

2,00

3,00

791275-00-1

910 IF CCL \*

911 IF U Cr

947 EX Cr P

791275-50-1

-

88,00

-

88,50

-

-

-

-

**Eng. OM 646**

.812 / 820 / 821

C 200 CDI

E 200 / 220 CDI

E 220 T CDI

2148 ccm

100 kW (136 PS)

07-

06-09

03-09



MODEL / ENGINE

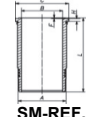
YEAR

Dia.  
CYL

SM-REF



SM-REF.

Piston  
Dia.

SM-REF.



SM-REF.

**MERCEDES-BENZ  
DIESEL****Eng. OM 646**

.951 / 961-963 / 966 / 980-985

.989 / 990 / 992

109 / 111 / 115 CDI

109 / 111 CDI 4x4

115 CDI 4x4

115 CDI 2.2

209 / 211 / 215 / 309 / 311 CDI

311 / 315 CDI 4x4

315 CDI

411 CDI

415 / 509 CDI

511 / 515 CDI / 4x4

E 200 CDI

E 220 CDI

E 220 T CDI

C 200 CDI

C 220 CDI

CLC 200 CDI

2148 ccm

65-110 kW (88-150 PS)

**Eng. OM 647**

.961 / 981

E 270 CDI

E 270 T CDI

314 CDI

414 CDI

2685 ccm

120-130 kW (163-177 PS)

**Eng. OM 684**

.960 / 961

E 280 CDI

E 280 T CDI

E 320 CDI

E 320 T CDI

S 320 CDI

3222 ccm

130-150 kW (177-204 PS)

**MERCEDES-BENZ  
DIESEL****Eng. OM 646**

.986 Euro 4

Sprinter

213 / 215 / 313 / 315 / 415 CDI

513 / 515 CDI

2148 ccm

95-110 kW (129-150 PS)

**Eng. OM 601**

.940-943 / 900

208 / 308 / 408 / 508

2299 ccm

58-60 kW (79-82 PS)

**Eng. OM 602**

.900 / 940 / 942 / 946 / 947 / 991

210 / 310 / 410 / 290GD

2874 ccm

70-72 kW (95-98 PS)

YEAR	Dia. CYL	VT MT	Ø x L	SM-REF	SM-REF.	Piston Dia.	SM-REF.	SM-REF.
	<b>88,01</b>	42,3	30		<b>791275-00-1</b>	<b>801015-00-1</b>	88,01	<b>951059-4</b>
	4	-	x	2,50	910 IF CCL *			A=91
		-2,30/-1,90	70	2,00	911 IF U Cr	RT / KK		L=147,6
03-		-14,1	T	3,00	947 EX Cr P			H=4,5
07-		72,3						C=93,70
06-		-						semi
10-11		MØ=46						
06-09		-			<b>791275-50-1</b>	<b>801015-50-1</b>	88,51	-
08-09								-
06-09								
09-18								
06-09								
06-09								
02-08								
02-09								
03-09								
01-08								
00-09								
08-11								
02-09								
03-09								
00-09								
04-08								
04-09								
02-08								
03-09								
02-05								
06-	<b>88,00</b>	42,30	30		<b>791276-00-4</b>	<b>801065-00-1</b>	88,00	-
	4	-	x	2,50	910 CCL IF*			-
		-2,03/-1,78	70	2,00	911 IF U Cr	RT / KK		-
		-14,10	T / NB	2,00	947 EX Cr *			-
		72,30						
		-						
		MØ=46						
		-						
90-94	<b>89,00</b>	44,65	26		<b>791059-00-4</b>	<b>801070-00-1</b>	89,00	<b>951070-4</b>
	4	-	x	2,50	910 IF Cr *			A=91,5
		-1,0/-1,2	62	2,00	931 P	RT / AK		L=156,5
		-9,05		3,00	947 EX Cr			H=4,7
		74,65						C=96,55
		AA=22,2						semi
90-94	<b>89,00</b>				<b>791059-50-4</b>	<b>801070-50-1</b>	89,50	-
	5				<b>791059-70-4</b>	<b>801070-70-1</b>	89,70	-



MODEL / ENGINE

YEAR

Dia.  
CYL

SM-REF



SM-REF.

Piston  
Dia.

SM-REF.



SM-REF.

**MERCEDES-BENZ  
DIESEL****Eng. OM 601**.940-943 / 900  
Sprinter  
208 / 308 / 408 / 508  
2299 ccm  
58-60 kW (79-82 PS)95-  
90-94**89,00**  
444,65  
-  
-1,0/-1,2  
-9,05  
74,65  
AA=22,226  
x  
622,50  
2,00  
3,00**791059-00-4**  
910 IF Cr \*  
931 P  
947 EX Cr**801070-00-1**  
RT / AK

89,00

**951071-4**  
A=91,5  
L=156,5  
H=4,7  
C=94,05  
semi

-

**791059-50-4****801070-50-1**

89,50

-

-

**791059-70-4****801070-70-1**

89,70

-

-

**Eng. OM 602 DE29LA**.980 / 982  
Sprinter / 212D / 312D / 412D  
E290 TD  
2874 ccm  
90-95 kW (122-129 PS)

95-

**89,00**  
544,75  
-  
-0,3/-0,6  
-16,73  
71,2528  
x  
702,50  
2,00  
3,00**791016-00-5**  
910 IF Cr \*  
931 P  
947 EX Cr**801071-00-1**  
RT / KK

89,00

**951071-4**  
A=91,5  
L=156,5  
H=4,7  
C=94,05  
semi

-

**791016-50-5****801071-50-1**

89,50

-

-

**791016-70-5**

-

89,70

-

-

**Eng. OM 604**.910 / 912  
C 220 / E 220  
2155 cm  
70 kW (95 PS)

93-

**89,00**  
443,55  
-  
-2,3/-2,2  
4,55  
MØ=19  
73,5526  
x  
552,50  
2,00  
3,00**791059-00-4**  
910 IF Cr \*  
931 P  
947 EX Cr**801019-00-1**  
RT / KK

89,00

-

-

**791059-50-4****801019-50-1**

89,50

-

-

**791059-70-4**

-

89,70

-

-

**Eng. OM 616**.910-12 / 916-19  
L207D / 307 / 309D  
L407D  
240 D  
2399 ccm  
38-48 kW (52-65 PS)

73-

73-78

**90,90**  
448,35  
-  
-1,05/-4,2  
-6,27  
81,85  
-  
MØ=60,226  
x  
743,00  
2,00  
4,00**791025-00-4**  
910 IF Cr S  
911 IF P  
947 EX Cr**801027-00-1**  
RT

90,90

**951061-4**  
A=94  
L=158,4  
H=4,7  
C=96  
semi

-

**791025-25-4**

-

91,25

-

-

**Eng. OM 617**.910 / 12  
240 D 3.0 / 300 D  
2998 ccm  
59 kW (80 PS)

74-79

**90,90**  
5

-

-

-

**791025-50-4**  
**791025-70-4****801027-50-1**  
**801027-70-1**

91,50

91,70

-

-

-

-

**791026-00-5**

5 Cyl. Version

-

90,90

-

-

**791026-50-5**

-

91,50

-

-



MODEL / ENGINE

YEAR

Dia.  
CYL

SM-REF



SM-REF.

Piston  
Dia.

SM-REF.



SM-REF.

**MERCEDES-BENZ  
DIESEL****Eng. OM 616**.910 / 12 / 13 / 18 / 34  
936-40 / 963  
240D / 207D / 307D / 407D  
100D  
MB100  
2399 ccm  
34-53 kW (52-72 PS)78-  
90-  
87-**90,90**  
448,35  
-  
-1,15/-1,15  
-8,85  
81,85  
-  
-26  
x  
74  
3,00  
2,00  
4,00**791025-00-4**  
910 IF Cr S  
**911 IF P**  
947 EX Cr**801061-00-1**  
  
RT

90,90

**951061-4**  
A=94  
L=158,4  
H=4,7  
C=96  
semi

-

**791025-25-4** **801061-25-1**

91,25

-

-

**791025-50-4** **801061-50-1**

91,50

-

-

**791025-70-4** **801061-70-1**

91,70

-

-

**791026-00-5**

5 Cyl. Version

-

90,90

-

-

**791026-50-5**

-

91,50

-

-

**Eng. OM 616**.910-12 / 916-19  
L207D / 307 / 309D  
2404 ccm  
38-48 kW (52-65 PS)

74-78

**91,00**  
448,35  
-  
-1,0/-4,2  
-6,27  
81,8526  
x  
74  
3,00  
2,00  
4,00**791013-00-4**  
910 IF Cr S  
**911 IF P**  
947 EX Cr**801074-00-1**  
  
RT

91,00

**951061-4**  
A=94  
L=158,4  
H=4,7  
C=96  
semi

-

**Eng. OM 617**.910/12  
240 D 3.0 / 300 D  
3005 ccm  
59 kW (80 PS)

74-78

**91,00**  
5

-

-

**791013-25-4**

-

91,25

-

-

**791013-50-4**

-

91,50

-

-

**791013-70-4**

-

91,70

-

-

**791027-00-5**

5 Cyl. Version

-

91,00

-

-

**791027-50-5**

-

91,50

-

-

**Eng. OM 314**.963  
3782 ccm  
34-62 kW (47-85 PS)

74-89

**97,00**  
465,2  
-  
-  
-20  
115,7  
MØ=5536  
x  
82,5  
3,00  
3,00  
3,00  
5,50  
5,50**791017-00-1**  
916 Cr \*  
911 P  
930 P  
947 EX Cr  
946**801031-00-1**  
  
RT

97,00

**951030-1**  
A=101  
L=222  
H=5,2  
C=104  
semi

-

**Eng. OM 352 / 353**.906 / 949 / 968  
L408 / 508 / LS508 / LP608  
LT608 / L613 / 710 / 809  
L810 / LP808 / 811 / 813  
911B / 913 / 1013 / 1113B  
L1213 / LP1313 / 1413  
L1513 / 1613 / O302 / 309  
O312 / 321 / 322  
Tractor 65 / 70 / 700 / 800  
LS911 / LPS911 / LS1113  
LPS1113 / 1100 / 1300  
U54-U425  
U900-9000  
5673 ccm  
51-99 kW (70-130 PS)

64-81

**97,00**  
664,8  
-  
-  
-20  
115,3  
MØ=55  
64,6  
-  
-20  
115,1  
MØ=55

-

**791017-50-1****801031-50-1**

97,50

**951067-1**  
A=100,4  
L=222  
H=5,1  
C=103,5  
semi

-

**791017-10-1****801032-00-1**

98,00

**951067-50-1**  
A=102,00  
**951067-10-1**  
A=103,00

-





MODEL / ENGINE

YEAR

Dia.  
CYL

SM-REF



SM-REF.

Piston  
Dia.

SM-REF.



SM-REF.

**MERCEDES-BENZ  
DIESEL****Eng. OM 314**.900-000..008 / 010-023  
.900-024 / 910 / 14 / 15 / 18 / 19  
3782 ccm  
34-65 kW (47-85 PS)

74-82

**97,00**  
465,2  
-  
-  
115,736  
x  
82,53,00  
3,00  
3,00  
5,50**791030-00-1**  
916 Cr \*  
911 P  
911 P  
947 EX Cr**801075-00-1**  
RT

97,00

**951030-1**  
A=101  
L=222  
H=5,2  
C=104  
semi

-

**Eng. OM 352 / 353**.900/04/06/070/09/11/14/  
.32/33/41-46/  
964-70/76/76/  
981-84/86/89/90  
L408 / 508 / LS508 / LP608 /  
LT608 / L613 / 710 / 809 /  
L810 / LP808 / 811 / 813 /  
911B / 913 / 1013 / 1113B /  
L1213 / LP1313 / 1413 /  
L1513 / 1613 / O302 / 309  
5673 ccm  
51-99 kW (70-130 PS)

74-82

**97,00**  
664,9  
-  
-  
115,436  
x  
82,53,00  
3,00  
3,00  
5,50**791030-50-1****801075-50-1**  
RT

97,50

**951067-1**  
A=100,4  
L=222  
H=5,1  
C=103,5  
semi

-

.900/04/06/070/09/11/14/  
.32/33/41-46/  
964-70/76/76/  
981-84/86/89/90  
L408 / 508 / LS508 / LP608 /  
LT608 / L613 / 710 / 809 /  
L810 / LP808 / 811 / 813 /  
911B / 913 / 1013 / 1113B /  
L1213 / LP1313 / 1413 /  
L1513 / 1613 / O302 / 309  
5673 ccm  
51-99 kW (70-130 PS)

74-82

**97,00**  
664,6  
-  
-  
115,136  
x  
82,53,00  
3,00  
3,00  
5,50**791030-10-1****801075-10-1**  
RT

98,00

**951067-50-1**  
A=102,00

-

**951067-10-1**  
A=103,00

-

**Eng. 352 A**353.909-914 / 950-954  
970-972 / 976  
1013 / 1113 / 1213 / 1313  
1513 / 1613 / 1813 / 917 / 1017  
1217 / 1417 / 1617  
MB Trac 300 / 1100 / 1300  
5675 ccm  
92-127 kW (125-173 PS)

71-82

**97,00**  
665,2  
-  
-2,2  
-20  
105,236  
x  
82,52,50  
2,50  
4,00**791031-00-1**  
916 Cr \*  
911 IW U P  
947 EX Cr**801072-00-1**  
RT

97,00

**951030-1**  
A=101  
L=222  
H=5,2  
C=104  
semi

-

**Eng. OM 353 A**.953  
1413  
5675 ccm  
110 kW (150 PS)

64-70

**97,00**  
664,9  
-  
-2,2  
-20  
104,936  
x  
82,52,50  
2,50  
4,00**791031-50-1****801072-50-1**  
RT

97,50

**951067-1**  
A=100,4  
L=222  
H=5,1  
C=103,5  
semi

-

.900/04/06/070/09/11/14/  
.32/33/41-46/  
964-70/76/76/  
981-84/86/89/90  
L408 / 508 / LS508 / LP608 /  
LT608 / L613 / 710 / 809 /  
L810 / LP808 / 811 / 813 /  
911B / 913 / 1013 / 1113B /  
L1213 / LP1313 / 1413 /  
L1513 / 1613 / O302 / 309  
5673 ccm  
51-99 kW (70-130 PS)

64-70

**97,00**  
664,6  
-  
-2,2  
-20  
104,636  
x  
82,52,50  
2,50  
4,00**791031-10-1****801072-10-1**  
RT

98,00

**951067-50-1**  
A=102,00

-

**951067-10-1**  
A=103,00

-



MODEL / ENGINE

YEAR

Dia.  
CYL65,2  
-  
-21,5  
105,236  
x  
82,52,50  
2,50  
4,00

SM-REF



SM-REF.

Piston  
Dia.

97,00



SM-REF.

951030-1  
A=101  
L=222  
H=5,2  
C=104  
semi

SM-REF.

-

**MERCEDES-BENZ DIESEL****Eng. OM 314 A**MB Trac 900 Turbo  
3780 ccm  
63 kW (85 PS)97,00  
465,2  
-  
-21,5  
105,236  
x  
82,52,50  
2,50  
4,00791031-00-1  
916 Cr \*  
911 IW U P  
947 EX Cr801033-00-1  
RT

97,00

951030-1  
A=101  
L=222  
H=5,2  
C=104  
semi

-

**Eng. OM 352A / 353A**1017 / 1217 / 1417 / 1617 /  
U1000-1250 / 1300 / 1500 /  
MB Trac 1300 / 1500  
5675 ccm  
92-123 kW (125-168 PS)97,00  
664,9  
-  
21,5  
104,936  
x  
82,52,50  
2,50  
4,00

791031-50-1

801033-50-1  
RT

97,50

951067-1  
A=100,4  
L=222  
H=5,1  
C=103,5  
semi

-

**Eng. OM 362 LA**.900/06/09/10  
1419 / 1619 / 2219 / 1420 /  
1620 / 2220  
5675 ccm  
141 kW (192 PS)

82-86

97,00  
664,6  
-  
-21,5  
104,636  
x  
82,52,50  
2,50  
4,00

791031-10-1

801033-10-1  
RT

98,00

951067-50-1  
A=102,00

-

951067-10-1  
A=103,00

-

**Eng. OM 364**.900 / 06 / 07 / 12  
3972 ccm  
66/85 kW (90/115 PS)97,50  
462,8  
-  
-22,7  
107,836  
x  
82,52,50  
2,50  
4,00791044-00-1  
916 Cr \*  
911 IW U P  
947 EX Cr801078-00-1  
RT

97,50

951067-1  
A=100,4  
L=222  
H=5,1  
C=103,5  
semi

-

**Eng. OM 366**.900/05/07/09/10/12/14/17  
.919/ 30 / 33

84-

97,50  
6

MØ=48

36  
x  
82,52,50  
2,50  
4,00

791044-25-1

-

97,75

951067-50-1  
A=102,00

-

**Eng. OM 366.915 E1**709 / 809 / 811 / 814 / 914 /  
1314 / 1414 / 1614 / O301  
5958 ccm  
97/100 kW (132/136 PS)97,50  
6

MØ=48

36  
x  
82,52,50  
2,50  
4,00

791044-50-1

801078-50-1

98,00

951067-50-1  
A=102,00

-

951067-10-1  
A=103,00

-

**Eng. OM 356 A**

.940

97,50  
462,8  
-  
-22,35  
107,8  
MØ=5636  
x  
82,52,50  
2,50  
4,00791044-00-1  
916 Cr \*  
911 IW U P  
947 EX Cr801066-00-1  
RT

97,50

951067-1  
A=100,4  
L=222  
H=5,1  
C=103,5  
semi

-

**Eng. OM 364 A**

.901 / 50 / 52 / 54 / 80 / 81

**Eng. OM 364 LA**.901 / 50 / 52 / 54 / 80 / 81  
1717/Unimog 90 / 110 / 140  
3972 ccm  
85-129 kW (115-175 PS)97,50  
6

MØ=56

36  
x  
82,52,50  
2,50  
4,00

791044-25-1

-

97,75

951067-50-1  
A=102,00

-

**Eng. OM 366 A**.901 / 51/53/55/57/60/62/65  
.971/74**Eng. OM 366 LA**.901 / 80 / 81 / 83 / 88 / 90 / 92  
.994 / 97  
817 / 9017 / 1117 / 1217 / 1317  
1417 / 1617 / O301 / O402  
1119 / 1120 / 1317 / 1320  
1619 / 1620 / 2219 / 2220  
5958 ccm  
125-148 kW (170-201 PS)

84-

97,50  
6

MØ=56

36  
x  
82,52,50  
2,50  
4,00

791044-50-1

801066-50-1











98,00

951067-50-1  
A=102,00

-

951067-10-1  
A=103,00

-

 <b>MODEL / ENGINE</b>	<b>YEAR</b>	 <b>Dia.</b> <b>CYL</b>	 <b>VT</b> <b>MT</b>	 <b>Ø x L</b>		 <b>SM-REF</b>	 <b>SM-REF.</b>	 <b>Piston</b> <b>Dia.</b>	 <b>SM-REF.</b>	 <b>SM-REF.</b>
<b>MERCEDES-BENZ DIESEL</b>  <b>Eng. OM 364</b> Euro 1 .918 - 921 3972 ccm 63 kW (86 PS)	92-	<b>97,50</b> 4	62,8 - 22,38 107,8	36 x 82,5	2,50 2,50 4,00	<b>791044-00-1</b> 916 Cr * 911 IW U P 947 EX Cr	<b>801068-00-1</b>  RT	97,50	<b>951067-1</b> A=100,4 L=222 H=5,1 C=103,5 semi	-
<b>Eng. OM 366</b> Euro 1 .901-913 / 15 / 16 5958 ccm 95-100 kW (129-132 PS)	92-	<b>97,50</b> 6	MØ=43			<b>791044-25-1</b>  <b>791044-50-1</b>	- -	97,75 98,00	<b>951067-50-1</b> A=102,00  <b>951067-10-1</b> A=103,00	- -
<b>Eng. OM 364 LA</b> .901-504 Euro 1 814 3970 ccm 102 kW (139 PS)	93-	<b>97,50</b> 6	62,8 - -22,6 107,8	36 x 82,5 T	2,50 2,50 4,00	<b>791044-00-1</b> 916 Cr * 911 IW U P 947 EX Cr	<b>801069-00-1</b>  RT	97,50  97,75 98,00	<b>951067-1</b> A=100,4 L=222 H=5,1 C=103,5 semi  <b>951067-50-1</b> A=102,00	- -
<b>Eng. OM 366 LA</b> 356.979 / 89 / 91 / 99 / Euro 1 1120 / AF / 1224AF	93-					<b>791044-25-1</b>  <b>791044-50-1</b>		98,00	<b>951067-50-1</b> A=102,00	-
<b>Eng. OM 366 LA</b> 356.978 / 86 / 87 / 90 / 92 .996 / Euro 1 1120 / AF / F / 1320 / 1520 1720 / 1820 / 1920 5955 ccm 155/177 kW (211/240 PS)	93-		63 - -22,25 108	36 x 82,5 T	2,50 2,50 4,00	<b>791044-00-1</b> 916 Cr * 911 IW U P 947 EX Cr	<b>801067-00-1</b>  RT	97,50	<b>951067-10-1</b> A=103,00	-
<b>Eng. OM 354</b> .900-903/920-925 / Euro 2 610 / 710 / 711/ 810/811 / 714 3972 ccm 77/103 kW (105/140 PS)	93-	<b>97,50</b> 4	63 - -23 108	36 x 82,5 T	2,50 2,50 4,00	<b>791044-00-1</b> 916 Cr * 911 IW U P 947 EX Cr	<b>801076-00-1</b>  RT	97,50  97,75 98,00	<b>951067-1</b> A=100,4 L=222 H=5,1 C=103,5 semi  <b>951067-50-1</b> A=102,00  <b>951067-10-1</b> A=103,00	- - -
<b>Eng. OM 366 LA</b> 357.900-904 / 906-908 / 916 / 918 / 948 / 961 / Euro 2 817 / 917 / 1117 / 1317/ 1417 1517 / 1120 / 1320 / 1520 5960 ccm 177 kW (241 PS)	93-	<b>97,50</b> 6				<b>791044-25-1</b>  <b>791044-50-1</b>	- -	97,75 98,00	<b>951067-50-1</b> A=102,00  <b>951067-10-1</b> A=103,00	- -
<b>Eng. OM 442.971</b> <b>Eng. OM 501 / 502 LA</b> <b>Eng. OM 541 / 542 LA</b> Mercedes-Benz Compressor		<b>100,00</b> 1			2,50 2,50 3,00	<b>795429-00-1</b> 931 P 931 P 947 Ex Nit S	-	100,00	-	-



MODEL / ENGINE

YEAR



Dia.  
CYL



VT  
MT



Ø x L



SM-REF



SM-REF.



SM-REF.



Piston  
Dia.



SM-REF.



SM-REF.

**MERCEDES-BENZ DIESEL**

**Eng. OM 900 LA**

Euro 4  
Atego  
Vario  
U3000 / U4000  
4250 ccm  
95-130 kW (129-177 PS)

06-  
96-13  
02-

**102,00**  
4

3,50  
2,50  
4,00

**791271-00-2**  
916 Cr \*  
911 IF U Cr  
947 EX Cr

-

102,00

**951096-1**  
A=106  
L=220  
H=6,2  
C=109,5

-

**Eng. OM 902 LA**

Euro 4  
Atego  
U400 / U500  
6374 ccm  
175-210 kW (238-286 PS)

98-  
95-

**102,00**  
4

3,00  
2,50  
4,00

**791083-00-1**  
916 Cr \*  
911 IF U Cr  
947 EX Cr

RT

102,00

**951096-1**  
A=106  
L=220  
H=6,2  
C=109,5

-

**Eng. OM 904 LA**

Euro 2  
Vario / Series 711 / 712....  
Atego  
Freightliner (USA)  
Cito  
U 300 / 400  
4250 ccm  
90-125 kW (122-170 PS)

96-  
98-  
98-  
98-

**102,00**  
4

64,4  
-  
-13,9  
101,2

40  
x  
78  
T

3,00  
2,50  
4,00

**791083-00-1**  
916 Cr \*  
911 IF U Cr  
947 EX Cr

**801077-00-1**

102,00

**951096-1**  
A=106  
L=220  
H=6,2  
C=109,5

-

**Eng. OM 906 LA / HLA**

Euro 2  
Atego  
Freightliner (USA)  
Citaro  
Econic  
Conecto / O 500  
Cito O 520  
6374 ccm  
170/228 kW (231-310 PS)

96-  
00-  
99-  
98-  
00-  
95-

**102,00**  
6

42  
x  
80  
T

**791083-00-1**  
916 Cr \*  
911 IF U Cr  
947 EX Cr

**801080-00-1**

102,00

**951096-1**  
A=106  
L=220  
H=6,1  
C=109,4

-

**Eng. OM 904 LA**

Euro 2  
Vario  
Series 711 / 811....  
Atego  
Freightliner (USA)  
U 300  
U 400  
Cito  
4250 ccm  
90-125 kW (122-170 PS)

96-  
96-  
98-  
95-  
00-  
98-

**102,00**  
4

64,4  
-  
-13,9  
102,4  
-  
MØ=73,23  
-

42  
x  
80  
T

3,00  
2,50  
4,00

**791083-00-1**  
916 Cr \*  
911 IF U Cr  
947 EX Cr

**801080-00-1**

102,00

**951096-1**  
A=106  
L=220  
H=6,1  
C=109,4

-

**Eng. OM 906 LA / HLA**

Euro 2  
Atego / Econic  
Freightliner (USA)  
Citaro  
Conecto / O 500  
Cito O 520  
6374 ccm  
170/228 kW (231-310 PS)

98-  
00-  
99-  
00-  
95-

**102,00**  
6

42  
x  
80  
T

**791083-00-1**  
916 Cr \*  
911 IF U Cr  
947 EX Cr

**801080-00-1**

102,00

**951096-1**  
A=106  
L=220  
H=6,1  
C=109,4

-



MODEL / ENGINE

YEAR

Dia.  
CYL

Ø x L



SM-REF



SM-REF.

Piston  
Dia.

SM-REF.



SM-REF.

**MERCEDES-BENZ  
DIESEL****Eng. OM 924 LA**.911 / 912 / 914 Euro 3  
Einbaumotor / U 5000  
4800 ccm  
160 kW (218 PS)106,00  
461,4  
-  
-  
13,4  
99,442  
x  
80  
T3,00  
2,50  
4,00791263-00-2  
916 CCL  
911 Cr  
947 EX Cr801059-00-1  
RT

106,00

-

-

**Eng. OM 926**.910 / 912 Euro 2  
Einbaumotor / O 500 Bus  
7200 ccm  
240 kW (326 PS)106,00  
661,4  
-  
-  
14,19  
99,442  
x  
80  
T3,00  
2,50  
4,00791263-00-2  
916 CCL  
911 Cr  
947 EX Cr801060-00-1  
RT

106,00

-

-

**Eng. OM 926 LA**.911 Euro 3  
7200 ccm  
240 kW (326 PS)**Eng. OM 401 LA**.970 / 972-75 / 977-81 / 984-994  
Euro 1  
9572 ccm  
200-230 kW (272-313 PS)125,00  
V687,35  
-  
-  
-25  
133,35  
MV=346  
x  
102  
T3,00  
3,00  
4,00791022-00-1  
916 Nit S  
931 P  
947 EX Cr801057-00-1  
RT / HA / AK

125,00

951045-1  
A=144,5  
L=253  
H=9,92  
C=153,8  
F=1811057-2  
921049-1  
1 x T 0,15  
1 x FP 1,9  
2 x FP 3,8**Eng. OM 402 LA**.901-504  
.970-73 / 75 / 77 / 78 / 82-90/95  
Euro 1  
12760 ccm  
280 kW (381 PS)125,00  
V8**Eng. OM 401 LA**Actros / O 404 / 1226  
1227 / 1429 / 1726 / 1727  
1827 / 1838 / 2422 / 2427  
2527 / 2638  
Euro 1  
9572 ccm  
200/230 kW (272/313 PS)

85-00

125,00  
V63,00  
3,00  
4,00791070-00-1  
914 Nit S  
911 IW U Cr  
947 EX Cr

-

125,00

-

-

**Eng. OM 402 A / LA**Actros / 404 / O 404 / 1226  
1227 / 1429 / 1726 / 1727  
1827 / 1831 / 1838 / 2422  
2427 / 2527 / 2635 / 2638  
Euro 1  
12760 ccm  
280 kW (381 PS)

85-00

125,00  
V8**Eng. OM 407**11039 ccm  
132-155 kW (180-280 PS)125,00  
684,85  
-  
-  
-23,9  
139,8546  
x  
105  
FB3,00  
3,00  
3,00  
4,00791087-00-2  
916 Nit S  
911 P  
931 P  
947 EX Cr801056-00-1  
RT / AK

125,00

951056-1  
A=140  
L=265  
H=10,07  
C=152  
F=1811056-2  
921045-1  
2 x FP 1,9  
2 x FP 3,8**Eng. OM 407 A**O 305  
11413 ccm  
206 kW (280 PS)

80-87



MODEL / ENGINE

YEAR



Dia.  
CYL



87,25  
-  
-  
-23,5  
137,25  
MØ=65



Ø x L



3,00  
3,00  
6,00



SM-REF



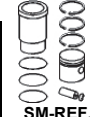
SM-REF.



Piston  
Dia.



SM-REF.



SM-REF.

**MERCEDES-BENZ DIESEL**

**Eng. OM 401**

.900 / 05 / 09 / 12 / 16 / 18 / 19  
.921-928  
1219 / 1419F/L / 1619 / 1719  
1819 / 1916 / L / 1919 / 2219  
9570 ccm  
129-141 kW (175-192 PS)

72-85

**125,00**  
V6

87,25  
-  
-  
-23,5  
137,25  
MØ=65

46  
x  
97

3,00  
3,00  
6,00

**791019-00-1**  
916 Nit S  
931 P  
947 EX Cr

**801044-00-1**  
RT / AK

125,00

**951043-1**  
A=140  
L=253  
H=10,07  
C=152  
F=1

**811044-2**  
**921045-1**  
2 x FP 1,9  
2 x FP 3,8

**Eng. OM 402**

.900 / 05 / 06 / 07 / 10-28  
1424 / F / 1624/ L / 1626 /L/LP  
12760 ccm  
177-188 kW (241-256 PS)

72-85

**125,00**  
V8

**951045-1**  
A=144,5  
L=253  
H=9,92  
C=153,8  
F=1

-

**Eng. OM 403**

.910 / 915-919  
.930-934  
1632 / 1932 / 2032 / 2232  
15950 ccm  
184-236 kW (250-321 PS)

72-85

**125,00**  
V10

**Eng. OM 404**

.900  
19140 ccm

**125,00**  
V12

All engines: stroke 130mm  
con-rod 256 mm

**Eng. OM 401.901 / 924**

1045 ccm  
144kW (196 PS)

77-82

**125,00**  
V6

81,25  
-  
-  
-24,5  
126,25

46  
x  
97

3,00  
3,00  
6,00

**791019-00-1**  
914 Nit S  
931 P  
947 EX Cr

**801045-00-1**  
RT / AK

125,00

**951043-1**  
A=140  
L=253  
H=10,07  
C=152  
F=1

**811083-2**  
**921045-1**  
2 x FP 1,9  
2 x FP 3,8

**Eng. OM 402.901**

13941 ccm

**125,00**  
V8

**791230-00-1**  
916 Nit S  
911 IW U Cr  
947 EX Cr

-

**951045-1**  
A=144,5  
L=253  
H=9,92  
C=153,8  
F=1

**811045-2**  
**921049-1**  
1 x T 0,15  
1 x FP 1,9  
2 x FP 3,8

**Eng. OM 403.933 / 35**

17426 ccm  
261 kW (355 PS)

**Eng. OM 404.901**

20911 ccm  
294-316 kW (400-430 PS)

All engines: stroke 142mm

**Eng. OM 407**

.912-920  
11413 ccm  
147-177 kW (200-240 PS)

77-82

**125,00**  
6

84,85  
-  
-  
-23  
139,85  
-  
MØ=75  
-

46  
x  
97

3,00  
3,00  
6,00

**791019-00-1**  
914 Nit S  
931 P  
947 EX Cr

**801058-00-1**  
RT / AK

125,00

**951056-1**  
A=140,0  
L=265  
H=10,07  
C=152  
F=1

**811058-2**  
**921045-1**  
2 x FP 1,9  
2 x FP 3,8



MODEL / ENGINE

YEAR

Dia.  
CYL

SM-REF



SM-REF.

Piston  
Dia.

SM-REF.



SM-REF.

**MERCEDES-BENZ  
DIESEL****Eng. OM 355**

.960-967 / 970 / 72-83  
 LP1424 / 1623 / 36 / 24  
 1923 L / LP / LK / 1924  
 LP2224 / 2624 / 2623  
 LPK2224 / O302 / 317  
 L1621 / 1921  
 11581 ccm  
 136-181 kW (185-280 PS)

67-78

**128,00**  
6

90,26  
-  
-1,1  
-27  
161,26  
  
90,06  
-  
-1,1  
-27  
161,06

48  
x  
108

3,50  
3,50  
3,50  
6,50

**791020-00-1**  
916 Cr \*  
911 IF P  
931 P  
947 EX Cr

**801035-00-1**  
RT

128,00

**951035-1**  
A=133,5  
L=287,5  
H=5,5  
C=137,5  
semi

-

**791020-50-1****801035-50-1**

128,50

**951033-1**  
A=134  
L=287,5  
H=5,5  
C=138  
semi

-

**791020-10-1**

**801035-10-1**  
RT

129,00

**951033-1**  
A=134  
L=287,5  
H=5,5  
C=138  
semi

-

**791286-00-1**

-

128,00

**951041-1**  
A=134,5  
L=287,5  
H=5,5  
C=137,5  
semi

-

3,00  
2,50  
4,00

914 CCL \*  
911 IF U Cr \*  
947 EX Cr

**791286-50-1**

-

128,50

**951041-1**  
A=134,5  
L=287,5  
H=5,5  
C=137,5  
semi

-

**Eng. OM 355 A**

.968 / 69 / 78  
 L1928 / L2628  
 11900 ccm  
 206-210 kW (280-285 PS)

78-

**128,00**  
6

90,26  
-  
-2,0/-2,2  
-28,5  
161,06  
  
90,06  
-  
-2,0/-2,2  
-28,3  
161,03

48  
x  
108

3,50  
3,50  
3,50  
6,50

**791020-00-1**  
916 Cr \*  
911 IF P  
931 P  
947 EX Cr

**801049-00-1**  
RT / AK

128,00

**951035-1**  
A=133,5  
L=287,5  
H=5,5  
C=137,5  
semi

-

**791020-50-1****801049-50-1**

128,50

**951033-1**  
A=134  
L=287,5  
H=5,5  
C=138  
semi

-

**791020-10-1**

**801049-10-1**  
RT / AK

129,00

**951033-1**  
A=134  
L=287,5  
H=5,5  
C=138  
semi

-

**791286-00-1**

-

128,00

**951041-1**  
A=134,5  
L=287,5  
H=5,5  
C=137,5  
semi

-

3,00  
2,50  
4,00

914 CCL \*  
911 IF U Cr \*  
947 EX Cr

**791286-50-1**

-

128,50

**951041-1**  
A=134,5  
L=287,5  
H=5,5  
C=137,5  
semi

-



MODEL / ENGINE

YEAR

Dia.  
CYL

SM-REF



SM-REF.

Piston  
Dia.

SM-REF.



SM-REF.

**MERCEDES-BENZ  
DIESEL****Eng. OM 421**.900 / 01 / 05-08 / 10  
1222 / 1422 / 1622 / 1922  
10965 ccm  
150-159 kW (204-216 PS)

79-

**128,00**  
V681,35  
-  
-24,1  
126,3546  
x  
993,00  
3,00  
4,00**791062-00-1**  
916 Nit S  
931 P  
947 EX Cr**801046-00-1**  
RT / AK

128,00

**951046-1**  
A=144,5  
L=253  
H=10,07  
C=153,8  
F=1**811046-2**  
**921046-1**  
2 x FP 1,9  
2 x FP 3,8**Eng. OM 422**.900 / 905-915  
14618 ccm  
184-206 kW (250-280 PS)

79-

**128,00**  
V8**951044-1**  
A=144,5  
L=253  
H=9,92  
C=153,8  
F=1**811084-2**  
**921049-1**  
1 x T 0,15  
1 x FP 1,9  
2 x FP 3,8**Eng. OM 423**.900 / 905-909  
18273 ccm  
261 kW (355 PS)

81-

**128,00**  
V10**Eng. OM 424**.900  
21930 ccm  
309 kW (420 PS)

81-

**128,00**  
V12**Eng. OM 421 A**.901 / 951  
O303  
10946 ccm  
184 kW (250 PS)

85-

**128,00**  
V681,35  
-  
-25,4  
126,3546  
x  
1053,00  
3,00  
4,00**791062-00-1**  
916 Nit S  
931 P  
947 EX Cr**801047-00-1**  
RT / AK

128,00

**951046-1**  
A=144,5  
L=253  
H=10,07  
C=153,8  
F=1**811085-2**  
**921046-1**  
2 x FP 1,9  
2 x FP 3,8**Eng. OM 422 A / LA**.901 / 51 / 52 / 54 / 56 / 58 / 63  
.901 / 953 / 955 / 959  
1633/35/38/44/1933/38/2033  
2233/35/38/44/2533/2633/35  
14618 ccm  
184-390 kW (250-530 PS)

79-

**128,00**  
V8

80-

**951044-1**  
A=144,5  
L=253  
H=9,92  
C=153,8  
F=1**811047-2**  
**921049-1**  
1 x T 0,15  
1 x FP 1,9  
2 x FP 3,8**Eng. OM 423 A / LA**.901 / 950  
3250 / 3850 / 4050  
18273 ccm  
184-390 kW (250-530 PS)

84-

**128,00**  
V10**Eng. OM 424 A / LA**.900 / 901  
O303 / 1633 / 38  
1933 / 38 / 2633 / 38  
21927 ccm  
184-390 kW (250-600 PS)










81-

**128,00**  
V12





MODEL / ENGINE

YEAR	 Dia. CYL	 KH VT MT	 GL BU	 Ø x L	 SM-REF	 SM-REF.	 Piston Dia.	 SM-REF.	 SM-REF.	
<b>MERCEDES-BENZ DIESEL</b>										
<b>Eng. OM 441 A</b> .950/53/55	<b>128,00</b> V6	81,35 -		46 x	3,00 3,00	<b>791062-00-1</b> 916 Nit S 931 P 947 EX Cr	<b>801048-00-1</b> RT / AK / HA	128,00	<b>951046-1</b> A=144,5 L=253 H=10,07 C=153,8 F=1	<b>811086-2</b> <b>921046-1</b> 2 x FP 1,9 2 x FP 3,8
<b>Eng. OM 441 LA</b> .951 / 960-62 / 81-83 / 85 1234 / 1622 / 1628 / 1733 1834 / 2433 / 2534 / 3234 10960 ccm 200-249 kW (272-340 PS)		-27,5 126,35		105 NB / FB	4,00					
<b>Eng. OM 442 A</b> .901 / 41-46 / 950-68 / 71 / 72	<b>128,00</b> V8								<b>951044-1</b> A=144,5 L=253 H=9,92 C=153,8 F=1	<b>811048-2</b> <b>921049-1</b> 1 x T 0,15 1 x FP 1,9 2 x FP 3,8
<b>Eng. OM 442 LA</b> .951 / 53 / 80-83 / 85 / 89 .992-994 1644 / 1748 / 1844 / 1944 2044 / 2448 / 2544 / 2644 14618 ccm 260-362 kW (354-492 PS)										
<b>Eng. OM 443 A</b> .901 / 940	<b>128,00</b> V10									
<b>Eng. OM 443 LA</b> .980 18267 ccm 340-412 kW (462-560 PS)										
<b>Eng. OM 444 A</b> .901	<b>128,00</b> V12									
<b>Eng. OM 444 LA</b> .901 21920 ccm 498-612 kW (677-832 PS)										
All engines: stroke 142mm										



MODEL / ENGINE

YEAR

Dia.  
CYLVT  
MT

Ø x L



SM-REF



SM-REF.



Dia.



SM-REF.



SM-REF.



SM-REF.

**MERCEDES-BENZ DIESEL****Eng. OM 441 A**

.901 / 950 / 953

**Eng. OM 441 LA**

.951 / 60 / 61 / 62 / 81 / 82 / 83

1622 / 1628 / 1733 / 2222

10960 ccm

200/249 kW (272/340 PS)

91-96

**128,00**

V6

81,3

-

-27,5

126,35

46

x

105

T

3,00

3,00

4,00

**791033-00-1**

916 Nit S

911 IW U Cr

947 EX Cr

**801052-00-1**

RT / KK

HA / AK

128,00

**951046-1**

A=144,5

L=253

H=10,07

C=153,8

F=1

**811087-2**

2 x FP 1,9

**921046-1**

2 x FP 3,8

**Eng. OM 442 A**

.901 / 41-46/50-68/ 71 / 72 / 76

**Eng. OM 442 LA**

.980 / 82 / 83 / 89 / 92 / 93

1635 / 44 / 1735 / 48 / 1844

1944 / 2044 / 2244 / 2544

14618 ccm

270-362 kW (366-492 PS)

91-96

**128,00**

V8

91-96

**791287-00-1**

916 Cr Mo \*

911 IW U Cr

947 EX Cr

-

128,00

**951044-1**

A=144,5

L=253

H=9,92

C=153,8

F=1

**811052-2**

1 x T 0,15

1 x FP 1,9

2 x FP 3,8

**Eng. OM 443 A**

.901 / 940

**Eng. OM 443 LA**

.980

18267 ccm

340/412 kW (462/560 PS)

91-96

**128,00**

V10

91-96

3,00

3,00

4,00

916 Cr Mo \*

911 IW U Cr

947 EX Cr

-

128,00

-

-

**Eng. OM 444 A**

.901

**Eng. OM 444 LA**

.901

21920 ccm

498-612 kW (677-832 PS)

91-96

**128,00**

V12

91-96

All engines: stroke 142mm

**Eng. OM 441 LA**

.998

Euro 1

1234 / 1733 / 1834 / 2433 /

2534 / 3234

10960 ccm

249 kW (340 PS)

96-

**128,00**

V6

81,45

-

-24,5

126,45

MØ=67

46

x

105

T

3,00

3,00

4,00

**791033-00-1**

916 Nit S

911 IW U Cr

947 EX Cr

**801050-00-1**

RT / KK

HA / AK

128,00

**951044-1**

A=144,5

L=253

H=9,92

C=153,8

F=1

**811050-2**

1 x T 0,15

1 x FP 1,9

2 x FP 3,8

**Eng. OM 442 LA**

.997

Euro 1

1735 / 2435 / 2535 / 2635

14618 ccm

269-370 kW (366-503 PS)

96-

**128,00**

V8

3,00

3,00

4,00

**791287-00-1**

916 Cr Mo \*

911 IW U Cr

947 EX Cr

-

128,00

-

-

**Eng. OM 443 LA**

Euro 1

18270 ccm

488 kW (664 PS)

96-

**128,00**

V10

**Eng. OM 444 LA**

Euro 1

21924 ccm

585 kW (796 PS)

96-

**128,00**

V12



MODEL / ENGINE

YEAR

Dia.  
CYL

Ø x L



SM-REF



SM-REF.



Dia.



SM-REF.



Dia.



SM-REF.

**MERCEDES-BENZ DIESEL****Eng. OM 441 LA**Euro 1  
10960 ccm  
250 kW (340 PS)  
stroke 142 mm

91-

**128,00**  
V681,45  
-  
23,2  
126,45  
MØ=6546  
x  
105  
T3,00  
3,00  
4,00**791062-00-1**  
916 Nit S  
931 P  
947 EX Cr**801053-00-1**  
RT / KK / HA

128,00

**951044-1**  
A=144,5  
L=253  
H=9,92  
C=153,8  
F=1**811053-2**  
**921049-1**  
1 x T 0,15  
1 x FP 1,9  
2 x FP 3,8**Eng. OM 442 LA**.940 / 941 /942 /945 /977 /978  
Euro 1  
14618 ccm  
250 kW (340 PS)

91-95

**128,00**  
V8**Eng. OM 441 LA**445.920-941  
Euro 2  
10960 ccm  
180-250 kW (245-340 PS)

92-

**128,00**  
V681,45  
-  
24  
126,45  
MØ=72,546  
x  
105  
T3,00  
3,00  
4,00**791062-00-1**  
916 Nit S  
931 P  
947 EX Cr**801054-00-1**  
RT / KK / HA

128,00

**951044-1**  
A=144,5  
L=253  
H=9,92  
C=153,8  
F=1**811054-2**  
**921049-1**  
1 x T 0,15  
1 x FP 1,9  
2 x FP 3,8**Eng. OM 442 LA**446.920 / 22 / 24-48  
Euro 2  
14618 ccm  
280-390 kW (381-530 PS)

92-

**128,00**  
V8**Eng. OM 427 H**.901 / 05 / 10 / 11  
11970 ccm  
147-177 kW (200-241 PS)

85-88

**128,00**  
690  
-  
30  
140  
MØ=59,946  
x  
993,00  
3,00  
4,00**791033-00-1**  
916 Nit S  
911 IW U Cr  
947 EX Cr**801092-00-1**  
RT / AK / HA

128,00

**951092-1**  
A=144,5  
L=270  
H=9,92  
C=153,8  
F=1**811092-2**  
**921049-1**  
1 x T 0,15  
1 x FP 1,9  
2 x FP 3,8**Eng. OM 447 H**.900 / 01 / 05-12  
11970 ccm  
150-177 kW (204-240 PS)

85-

**128,00**3,00  
3,00  
4,00**791287-00-1**  
916 Cr Mo \*  
911 IW U Cr  
947 EX Cr

-

128,00

-

-

**Eng. OM 449 LA Euro 1**9975 ccm  
184-220 kW (250-300 PS)**128,00**  
53,00  
3,00  
4,00**791062-00-1**  
916 Nit S  
931 P  
947 EX Cr

-

128,00

**951092-1**  
A=144,50  
L=270,00  
H=9,92  
C=153,80  
F=1**921049-1**  
1 x T 0,15  
1 x FP 1,9  
2 x FP 3,8**Eng. OM 447 HA**.903-604 Euro 1  
11970 ccm**128,00**  
6**Eng. OM 447 HA**.902 / 954-959 / 980-987 / 95  
Euro 1  
11970 ccm**Eng. OM 447 HLA**.903-704  
.902 / 954-959 / 980-987  
Euro 1  
11970 ccm  
220 kW (300 PS)



MODEL / ENGINE

YEAR

Dia.  
CYL

Ø x L



SM-REF



SM-REF.



Dia.



SM-REF.



SM-REF.



SM-REF.

**MERCEDES-BENZ DIESEL****Eng. OM 449 HLA**Euro 1  
9973 ccm  
206 kW (280 PS)128,00  
53,00  
3,00  
4,00**791062-00-1**  
916 Nit S  
931 P  
947 EX Cr

-

128,00

**951092-1**  
A=144,50  
L=270,00  
H=9,92  
C=153,80  
F=1**921049-1**  
1 x T 0,15  
1 x FP 1,9  
2 x FP 3,8**Eng. OM 447 LA**.950 - 953  
Euro 1  
11970 ccm  
206 kW (280 PS)128,00  
6**Eng. OM 457**Euro 2 & 3  
Axor  
O400 / 500  
Citaro  
Conecto  
11967 ccm  
185-318 kW (252-432 PS)99-  
  
98-  
01-128,00  
690  
-  
-16  
140  
-  
MØ=92,4  
-52  
x  
103  
T3,00  
3,00  
4,00**791033-00-1**  
916 Nit S  
911 IW U Cr  
947 EX Cr**801064-00-1**  
RT / AK / KK

128,00

**951064-1**  
A=144,50  
L=266,00  
H=10,12  
C=155,5  
F=1,1**811064-2**  
**921064-1**  
1 x T 0,15  
2 x FP 7,0**791287-00-1**  
916 Cr Mo \*  
911 IW U Cr  
947 EX Cr

-

128,00

**Eng. OM 457**.955 / 962 Euro 3  
.966  
11967 ccm  
260-315 kW (354-428 PS)128,00  
63,00  
3,00  
4,00**791270-00-1**  
916 CCL IF \*  
911 IW U Cr  
947 EX Cr

-

128,00

**Eng. OM 458**.960 / 970 / 980  
Euro 3  
11967 ccm  
260-335 kW (354-456 PS)**Eng. OM 457**.947 / 960 / 980 Euro 2  
.948 / 957 / 961 / 976 / 981 Euro 3  
.950-954 / 959 / 964-970 / 973 / 974  
.977 / 982  
.986 / 990 / 991 Euro 4/5  
11967 ccm  
185-335 kW (252-455 PS)128,00  
685,5  
-  
-17,71  
135,05  
-  
MØ=17,71  
-52  
x  
103  
T3,00  
3,00  
4,00**791270-00-1**  
916 CCL IF \*  
911 IW U Cr  
947 EX Cr**801085-00-1**  
RT / KK

128,00

**951098-1**  
A=144,50  
L=266,00  
H=10,13  
C=155,50  
F=1,15  
X=6,45**811082-2**  
**921098-1**  
1 x T 0,15  
1 x FP 7,0  
1 x FP 3,8



MODEL / ENGINE

YEAR

Dia.  
CYLVT  
MT

Ø x L



SM-REF



SM-REF.

Piston  
Dia.

SM-REF.



SM-REF.



SM-REF.

**MERCEDES-BENZ  
DIESEL****Eng. OM 441**1622 / O303 / 1628 / 1726 / 1729  
1928 / 1929 / 2228 / 2429 / 3239  
11309 ccm  
151 kW (205 PS)

93-

**130,00**  
63,00  
3,00  
4,00**791046-00-1**  
916 Nit S  
911 IF P  
947 EX Cr

-

130,00

-

-

**Eng. OM 442**Stationary engine  
15080 ccm  
195 kW (265 PS)

93-

**130,00**  
V8**Eng. OM 443**Stationary engine  
18848 ccm  
271 kW (369 PS)

88-

**130,00**  
V10**Eng. OM 444**Stationary engine  
22618 ccm  
350 kW (476 PS)

88-

**130,00**  
V12**Eng. OM 441**1622 / O303 / 1628 / 1726 / 1729  
1928 / 1929 / 2228 / 2429 / 3239  
11309 ccm  
150-165 kW (204-225 PS)

93-

**130,00**  
63,00  
3,00  
4,00**791090-00-1**  
916 Nit S  
911 IW U Cr  
947 EX Cr

-

130,00

-

-

**Eng. OM 442**Stationary engine  
15080 ccm  
192-218 kW (265-296 PS)

88-

**130,00**  
V8**Eng. OM 443**Stationary engine  
18848 ccm  
271 kW (369 PS)

88-

**130,00**  
V10**Eng. OM 444**Stationary engine  
22618 ccm  
350 kW (476 PS)

88-

**130,00**  
V12**Eng. OM 441**.900 / 05-09 / 11-20 / 23-27  
11309 ccm  
150-165 kW (204-225 PS)

88-

**130,00**  
V681,35  
-46  
x3,00  
3,00  
4,00**791060-00-1**  
910 Mo \*  
911 IW U Cr  
947 EX Cr**801062-00-1**

RT / HA

130,00

**951062-1**  
A=144,5  
L=253  
H=9,92  
C=153,8  
F=1**811062-2****921049-1**  
1 x T 0,15  
1 x FP 1,9  
2 x FP 3,8**Eng. OM 442**.900 / 05-11 / 14-30 / 32-39  
15080 ccm  
206/218 kW (280/296 PS)

88-

**130,00**  
V8-27,2  
126,35  
MØ=60,5  
MV=3,03,00  
3,00  
4,00**791061-00-1**  
910 Mo \*  
911 IF P  
947 EX Cr

-

130,00

-

-

**Eng. OM 443 Euro 1**Stationary engine  
18848 ccm

88-

**130,00**  
V103,00  
3,00  
4,00**791061-00-1**  
910 Mo \*  
911 IF P  
947 EX Cr

-

130,00

-

-

**Eng. OM 444**Stationary engine  
22618 ccm  
350 kW (469 PS)

88-

**130,00**  
V12



MODEL / ENGINE

YEAR

Dia.  
CYLVT  
MT

Ø x L



3,00



SM-REF



SM-REF.

Piston  
Dia.

SM-REF.



SM-REF.

**MERCEDES-BENZ  
DIESEL****Eng. OM 441**Euro 1  
1622 / 1922 / 2222 / 2422  
Atego 1722 / O 303 Bus  
11309 ccm  
151 kW (205 PS)93-  
93-**130,00**  
V681,45  
-  
-26,1  
126,45  
MØ=59,0  
MV=3,046  
x  
993,00  
3,00  
4,00**791060-00-1**  
910 Mo \*  
911 IW U Cr  
947 EX Cr**801096-00-1**  
RT / AK / HA

130,00

**951062-1**  
A=144,5  
L=253  
H=9,92  
C=153,8  
F=1**811096-2**  
**921049-1**  
1 x T 0,15  
1 x FP 1,9  
2 x FP 3,8**Eng. OM 442.440**.907/900/931  
Euro 1  
Stationary engine  
15080 ccm  
195 kW (265 PS)65-  
65-**130,00**  
V83,00  
3,00  
4,00**791061-00-1**  
910 Mo \*  
911 IF P  
947 EX Cr

-

130,00

-

-

**Eng. OM 443.905**Stationary engine  
Euro 1  
18848 ccm  
271 kW (369 PS)

93-

**130,00**  
V10**Eng. OM 444**Stationary engine  
Euro 1  
22618 ccm  
350 kW (469 PS)

93-

**130,00**  
V12**Eng. OM 501 LA**11946 ccm  
230-350 kW (313-476 PS)

96-00

**130,00**  
V678,55  
-  
-18,1  
123,55  
-  
MØ=88,5  
-52  
x  
103  
NB  
T3,00  
3,00  
4,00**791090-00-1**  
916 Nit S  
911 IW U Cr  
947 EX Cr

-

130,00

-

-

**Eng. OM 502 LA**15928 ccm  
350-440 kW (476-598 PS)**Eng. OM 521 LA**.940 / 950 / 951  
Euro 2  
Actros  
11946 ccm  
260-336 kW (354-456 PS)

96-00

**130,00**  
V678,55  
-  
-16,25  
123,5552  
x  
103  
NB  
T3,00  
3,00  
4,00**791285-00-1**  
916 CCL IF S  
911 IW U Cr  
947 EX Nit S**801088-00-1**  
RT / KK

130,00

**951095-1**  
A=150  
L258,0  
H=10,12  
C=164,1  
F=1,1**811098-2**  
**921048-1**  
1 x T 0,15  
2 x FP 7,0**Eng. OM 522 LA**.940-943 / 950  
Euro 2  
Actros  
15928 ccm  
362-530 kW (492-721 PS)

96-00

**130,00**  
V8MØ=92,90  
-**Eng. OM 541 LA**.920-928 / 940-952  
Euro 2 & 3  
Actros 1831/1832/1835/1839  
1840/1843/2031/2032/2035  
2036/2040/2043/2531/2532  
2535/2539/2540/2543/2631  
2635/2640/2643/3231/3235  
3240/3241/3243/3244/3331  
3335/3340/3343/4140/4143  
11946 ccm  
230-315 kW (313-428 PS)

00-03

**130,00**  
V6



MODEL / ENGINE

YEAR



Dia.  
CYL



VT  
MT



Ø x L



3,00



SM-REF



SM-REF.



Piston  
Dia.



SM-REF.



SM-REF.

**MERCEDES-BENZ  
DIESEL**

**Eng. OM 541 LA**

.952

Euro 2

Actros 1835/2535

11946 ccm

260 kW (354 PS)

up to Eng. No. 091057

**130,00**

V6

96-00

96-00

3,00

3,00

4,00

**791090-00-1**

916 Nit S

911 IW U Cr

947 EX Cr

-

130,00

-

-

**Eng. OM 542 LA**

.920 / 921-926 / 940-943

.956 / 957

Euro 2

Actros 1848/1853/1857/2048

2053/25/48/2553/2557/2648

2653/2657/3253/3348/3353

3357/4148

15928 ccm

350-448 kW (476-609 PS)

up to Eng. No. 094640

**130,00**

V8

96-00

78,55

-

-16,25

123,55

-

MØ=92,90

-

52

x

103

NB

3,00

3,00

4,00

**791285-00-1**

916 CCL IF S

911 IW U Cr

947 EX Nit S

**801088-00-1**

RT / KK

130,00

**951095-1**

A=150

L258,0

H=10,12

C=164,1

F=1,1

**811098-2**

**921048-1**

1 x T 0,15

2 x FP 7,0

**Eng. OM 942 LA**

.944 / 945 / 958

Euro 3

Actros 1853/1857/1858/2553

2557/2558/2657/2658/3357

3358

15928 ccm

420-450 kW ( 571-612 PS)

up to Eng. No. 094640

06-03

**130,00**

V8

**Eng. OM 942**

.900 / 910-912 / 925 / 930 / 960

967 / 670 / 980 / 990

Euro 2

15928 ccm

330-448 kW (445-609 PS)

up to Eng. No. 094640

97-00

**130,00**

V8



MODEL / ENGINE

YEAR



Dia.  
CYL



VT  
MT



Ø x L



SM-REF



SM-REF.



Piston  
Dia.



SM-REF.



SM-REF.



SM-REF.

**MERCEDES-BENZ  
DIESEL**

**Eng. OM 502 LA**

.942.990  
Einbaumotor  
15920 ccm  
330-448 kW (449-609 PS)

130,00  
V8

3,00  
3,00  
4,00

**791090-00-1**  
916 Nit S  
911 IW U Cr  
947 EX Cr

-

130,00

**951094-1**  
A=150,0  
L=258,0  
H=10,12  
C=164,1  
F=1,1  
with cooling channel

**811097-2**  
**921048-1**  
1 x T 0,15  
2 x FP 7,0

**Eng. OM 521 LA**

920-928/940/941-947 Euro 3  
Actros 1831/1835/1839/1843  
2031/2032/2531/2543/2535  
2539/3331  
11946 ccm  
230-315 kW (313-428 PS)

00-

130,00  
V6

78,55  
-  
-  
-16,25  
123,55  
-  
MØ=92,90

52  
x  
103  
NB

3,00  
3,00  
4,00

**791285-00-1**  
916 CCL IF S  
911 IW U Cr  
947 EX Nit S

**801088-00-1**  
RT / KK

130,00

**951094-1**  
A=150,0  
L=258,0  
H=10,12  
C=164,1  
F=1,1  
with cooling channel

**811099-2**  
**921048-1**  
1 x T 0,15  
2 x FP 7,0

from Eng. No. 091059-218126

**Eng. OM 522 LA**

.940-943 Euro 3  
Actros  
15928 ccm  
362-420 kW (492-571 PS)

00-

130,00  
V8

from Eng. No. 094641

**Eng. OM 522 LA**

.950  
Actros  
15928 ccm  
530 kW (721 PS)

from Eng. No. 094641

130,00  
V8

**Eng. OM 541 LA**

.948/949 Euro 2  
Actros 1848/2048/2548/2648  
3248/3348/4148  
11946 ccm  
335-355 kW (456-483 PS)

96-00

130,00  
V6

up to Eng. 091057

**Eng. OM 541 LA**

.948 Euro 3  
Actros 1835/1846/1848/2046  
2048/2535/2546/2548/2648  
3248/3346/3348/4146/4148  
11946 ccm  
260-355 kW (260-483 PS)

96-03

130,00  
V6

from Eng. No. 091058





MODEL / ENGINE

YEAR



Dia.  
CYL



SM-REF



SM-REF.



Piston  
Dia.



SM-REF.



SM-REF.

### MERCEDES-BENZ DIESEL

#### Eng. OM 541 LA

.950/951 Euro 3  
Actros 1831/1835/1839/2531  
2535/2539  
11946 ccm  
230-300 kW (313-408 PS)

130,00  
V6

3,00  
3,00  
4,00

**791090-00-1**  
916 Nit S  
911 IW U Cr  
947 EX Cr

-

130,00

**951094-1**  
A=150,0  
L=258,0  
H=10,12  
C=164,1  
F=1,1  
with cooling channel

**811097-2**  
**921048-1**  
1 x T 0,15  
2 x FP 7,0

#### Eng. OM 542 LA

.920-926/940-945/956-958  
Euro 3  
Actros 1848/1853/1857/1858  
2548/2553/2557/2558/2657  
2658/3357/3358  
15928 ccm  
350-450 kW (476-612 PS)

130,00  
V8

78,55  
-  
-  
-16,25  
123,55  
-  
MØ=92,90  
-

52  
x  
103  
NB

3,00  
3,00  
4,00

**791285-00-1**  
916 CCL IF S  
911 IW U Cr  
947 EX Nit S

**801088-00-1**  
RT / KK

130,00

**951094-1**  
A=150,0  
L=258,0  
H=10,12  
C=164,1  
F=1,1  
with cooling channel

**811099-2**  
**921048-1**  
1 x T 0,15  
2 x FP 7,0

from Eng. No. 094641

#### Eng. OM 542 LA

.947/948 Euro 3  
Actros 1853/1857/2553  
Travego O 580  
15928 ccm  
320-420 kW (435-571 PS)

00-

130,00  
V8

#### Eng. OM 941

.910/920/921/923-925/929  
930/940/960/970/980/981/990  
Euro 3  
Actros  
11946 ccm  
230-315 kW (313-428 PS)

130,00  
V6

Eng. No. 091058 -218126

#### Eng. OM 942

.900/910-912/925/930/960  
967/970/980/990 Euro 3  
Actros  
15928 ccm  
330-448 kW (445-609 PS)

00-

130,00  
V8

from Eng. No. 094641



MODEL / ENGINE

YEAR

Dia.  
CYLVT  
MT

Ø x L



SM-REF



SM-REF.



SM-REF.

Piston  
Dia.

SM-REF.



SM-REF.

**MERCEDES-BENZ  
DIESEL****Eng. OM 521 LA  
Eng. OM 541 LA**Actros  
11946 ccm  
315-420 kW (428-571 PS)

96-

130,00  
63,00  
3,00  
4,00**791090-00-1**  
916 Nit S  
911 IW U Cr  
947 EX Cr

-

130,00

-

-

**Eng. OM 941**Actros  
11946 ccm  
230-315 kW (313-428 PS)

00-

130,00  
83,00  
3,00  
4,00**791285-00-1**  
916 CCL IF S  
911 IW U Cr  
947 EX Nit S

-

130,00

-

-

**Eng. OM 522 LA  
Eng. OM 542 LA**Actros  
15928 ccm  
350-420 kW (476-571 PS)

96-

**Eng. OM 942**Actros  
15928 ccm  
330-448 kW (445-609 PS)

00-

**Eng. OM 541**.953 / 959 / 970-981 / 990  
.991 / 996-999  
Euro 4 & 5  
11946 ccm  
235-350 kW (320-476 PS)

05-08

130,00  
678,55  
-  
-17,6  
119,55  
-  
MØ=87,0052  
x  
103  
NB3,00  
3,00  
4,00**791285-00-1**  
916 CCL IF S  
911 IW U Cr  
947 EX Nit S**801087-00-1**  
RT / KK / NB

130,00

**951097-1**  
A=150,0  
L=258,0  
H=10,12  
C=164,2  
F=1,1  
X=13,60**811088-2**  
**921048-1**  
1 x T 0,15  
2 x FP 7,0**Eng. OM 542**.960-966 / 970 / 971  
Euro 4 & 5  
15928 ccm  
350-448 kW (476-609 PS)

98-

130,00  
8**OM 471**.919 / 926 / 946 / 951  
12809 ccm  
310 kW (421-422 PS)132,00  
63,50  
2,50  
3,50**791278-00-1**  
914 CCL \*  
911 IW U Cr \*  
947 EX CCL \*

-

132,00

-

-

**Eng. OM 471**.900 / 902 / 903 / 905 / 906 / 909  
911 / 913-915 / 917 / 927 / 932-935  
12809 ccm  
310-375 kW (421-510 PS)132,00  
63,50  
2,50  
3,50**791278-00-1**  
914 CCL \*  
911 IW U Cr \*  
947 EX CCL \*

-

132,00

**951001-1**  
A=142,0  
L=257,0  
H=202,0  
C=159,0  
X=9,95**921001-1**  
1 x FP 3,9  
1 x FP 4,6**Eng. OM 471**.920 / 928 / 938 / 940 / 941 / 942  
12809 ccm  
306-375 kW (416-510 PS)132,00  
6










-

-

132,00

**951001-1**  
A=142,0  
L=257,0  
H=202,0  
C=159,0  
X=9,95**921001-1**  
1 x FP 3,9  
1 x FP 4,6



MODEL / ENGINE	YEAR	 Dia. CYL	 VT MT	 Ø x L		 SM-REF	 SM-REF.	 Dia.	 SM-REF.	 SM-REF.
<b>MINI DIESEL</b>										
<b>Eng. 9HZ (DV6TED4)</b> Clubman CooperD 1.6 16V CooperD 1.6 16V OneD 1.6 16V 1560 ccm 66-80 kW (90-109 PS)	07-	<b>75,00</b> 4	41,7 -	26 x	3,00	<b>793758-00-4</b> 916 Cr *	<b>803710-00-1</b> RT / KK / AK	75,00	<b>953706-4</b> A=78 L=142 H=5 C=79,5 semi	-
	07- 09-		-1,16 -13,29	61 T	1,95 2,50	931 P 947 EX Nit S		<b>793758-50-4</b> <b>803710-50-1</b>		75,50
<b>Eng. B37 C15 A</b> One D Clubman One D Cooper D Cabriolet Cooper D 1496 ccm 70-85 kW (95-116 PS)	14-	<b>84,00</b> 3			1,50	<b>790746-00-4</b> 910 IF Nit S	-	84,00	-	-
	15- 13- 14-				1,50 2,00	931 P 947 EX Cr *				
<b>Eng. B47 C20 A Euro 6</b> Cooper SD Clubman Cooper D Clubman Cooper SD / ALL4 Countryman Cooper D / ALL 4 Countryman Cooper SD / ALL4 Cabriolet Cooper SD 1995 ccm 100-140 kW (136-190 PS)	13-17	<b>84,00</b> 4			1,50	<b>790757-00-1</b> 910 CDL S	-	84,00	-	-
	14- 15- 16- 16- 15-				1,50 2,00	931 P 947 EX Cr *				
<b>MINSKER (MTS)</b>										
<b>Eng. D 245 / D 260</b> S 80 4750 ccm 76-157 kW (102-210 PS)		<b>110,00</b> 6	79 - - 125 - -	38 x 90	3,00 2,50 5,00	<b>793352-00-1</b> 914 Cr P * 911 P 947 EX Cr P	<b>803352-00-1</b> RT	110,00	<b>953352-1</b> A=125,9 L=230 H=9,25 C=133 F=0,8	<b>813352-2</b> <b>923352-1</b> 2 x VMQ
<b>Eng. D 241 / D 242</b> 50 Tractor / Bus / Truck 4750 ccm 37 kW (50 PS)		<b>110,00</b> 4			3,00 3,00 3,00 6,00 6,00	<b>793354-00-1</b> 910 Cr 911 930 947 EX 946	-	110,00	-	-
					3,00 3,00 3,00 6,00 6,00	<b>793350-00-2</b> 910 Cr 911 930 947 EX Cr P 946	-	110,00	-	-
<b>Eng. D 243</b> Tractor 60 kW (81 PS)		<b>110,00</b> 4			3,00 2,50 5,00	<b>793355-00-1</b> 910 Cr 911 P 947 EX Cr P	-	110,00	-	-



MODEL / ENGINE

YEAR

Dia.  
CYL

Ø x L



SM-REF



SM-REF.



SM-REF.

Piston  
Dia.

SM-REF.



SM-REF.

**MINSKER (MTS)****Eng. D241 / D242**Tractor / Bus / Truck  
4750 ccm  
37 kW (50 PS)110,00  
43,00 910 Cr  
3,00 911  
3,00 930  
6,00 947 EX Cr P

793356-00-1

-

110,00

-

-

**MINISUBISHI****Minica 55  
Mini Cap Wide 55**Eng. 2G23  
550 ccm70,00  
21,50 910 IF Cr  
1,50 911 P  
2,50 3PC Cr

798705-00-2

-

70,00

-

-

**Colt****Lancer****Mirage**Eng. 4G13  
1299 ccm  
51 kW (69 PS)88-92  
88-95  
87-9571,00  
41,20 910 Cr S  
1,50 911 P  
3,00 3PC Cr

798758-00-4

-

71,00

-

-

**Colt****Lancer****Mirage**Eng. 4G13  
1299 ccm  
51 kW (69 PS)88-92  
88-95  
87-9571,00  
41,20 910 Nit S  
1,50 911 P  
3,00 3PC Cr P

798739-00-4

-

71,00

-

-

**Lancer / Mirage**Eng. 4G13-N  
1298 ccm71,00  
41,20 910 Nit S  
1,50 911 P  
2,80 3PC Nit

798777-00-4

-

71,00

-

-

**Mirage****Lancer**Eng. 4G13  
1299 ccm  
51 kW (69 PS)88-95  
87-9571,00  
41,50 910 Cr S  
1,50 911 P  
4,00 3PC Cr

792461-00-4

-

71,00

-

-

**Celests****Delica****Galant****Lancer**Eng. 4G33  
1439 ccm  
52 kW (70 PS)79-89  
77-7973,00  
41,50 910 Cr S  
1,50 931 P  
4,00 3PC Cr P

798711-00-4

-

73,00

-

-

**Celeste / Champ / Lancer  
Mirage / Plymouth**Eng. 4G33  
1439 ccm  
50-68 kW (68-92 PS)73,00  
41,50 910 Nit S  
1,50 931 P  
4,00 3PC Cr P

798712-00-4

-

73,00

-

-



MODEL / ENGINE

YEAR

Dia.  
CYLVT  
MT

Ø x L



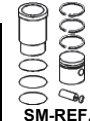
SM-REF



SM-REF.

Piston  
Dia.

SM-REF.



SM-REF.

**mitsubishi****Colt VI 1.1**Eng. 3A91  
1124 ccm  
55 kW (75 PS)

04-12

**75,00**  
11,20  
0,80  
2,00**791266-00-1**910 Nit S  
911 P S  
3PC Cr

-

75,00

-

-

**Colt VI 1.3**Eng. 4A90  
1332 ccm  
70 kW (95 PS)**ASX 1.6**Eng. 4A92  
1590 ccm  
85-86 kW (116-117 PS)

10-

**75,00**  
41,00  
1,20  
2,00**798707-00-4**910 Nit S  
931 P  
3PC Nit

-

75,00

-

-

**Colt Mk II 1.5 GLX  
Lancer Mk III 1.5 GLX  
Lancer Mk III Estate 1.5**Eng. 4G15  
1468 ccm  
55 kW (75 PS)84-88  
83-88  
85-87**75,50**  
41,50  
1,50  
4,00**798716-00-4**910 Cr P \*  
911 P  
3PC Cr P

-

75,50

-

-

**Colt Mk II 1.5 GLX  
Lancer Mk III 1.5 GLX  
Lancer Mk III Estate 1.5  
Mirage Hatchback 1.5/E  
Mirage Saloon 1.5  
Mirage Saloon 1.5 4WD**Eng. G15B  
1468 ccm  
51-57 kW (70-78 PS)85-88  
85-88  
85-89  
83-90  
83-90  
88-91**75,50**  
41,50  
1,50  
4,00**798716-50-4**

-

76,00

-

-

**Arena**Eng. 4G15  
1468 ccm  
65 kW (65 PS)**75,50**  
41,20  
1,50  
3,00**798740-00-4**910 Nit S  
911 P  
3PC Cr

-

75,50

-

-

**798740-50-4**

-

76,00

-

-

**Minica**Eng. 2G24  
548 ccm**76,00**  
21,50  
1,50  
2,50**798717-00-2**910 Cr S  
911 Cr  
3PC Cr

-

76,00

-

-

**Proton**Eng. 4G18  
1584 ccm  
75 kW (102 PS)**76,00**  
41,20  
1,20  
2,50**798766-00-4**910 Nit S  
931 P  
3PC Nit

-

76,00

-

-

**Delica D3**Eng. HR 16 DE  
1598 ccm  
81-88 kW (110-119 PS)**78,00**  
41,20  
1,20  
2,00**799015-00-4**910 Cr S Fe  
911 P  
3PC Cr

-

78,00

-

-

 <b>MODEL / ENGINE</b>	<b>YEAR</b>	 <b>Dia.</b> <b>CYL</b>	 <b>VT</b> <b>MT</b>	 <b>Ø x L</b>		 <b>SM-REF</b>	 <b>SM-REF.</b>	 <b>Piston</b> <b>Dia.</b>	 <b>SM-REF.</b>	 <b>SM-REF.</b>
<b>mitsubishi</b>  <b>Lancer</b> Eng. 4G92 1597 ccm 73 kW (98 PS)		<b>81,00</b> 4			1,20 1,20 2,80	<b>798742-00-4</b> 910 Nit S 911 Cr 3PC Nit  <b>798742-50-4</b>	-  -	81,00  81,50	-  -	-  -
<b>Pajero Pinin GDi 16V</b> <b>Lancer GDi 16V</b> <b>Galant GDi 16V</b> Eng. 4G93 1834 ccm 82-103 kW (112-140 PS)	01- 03- 96-	<b>81,00</b> 4			1,20 1,20 2,80	<b>798768-00-4</b> 910 Nit S 911 P 3PC Nit	-  -	81,00	-  -	-  -
<b>Legnum</b> Eng. 6A13-S4 2498 ccm		<b>81,00</b> 6			1,20 1,20 2,80	<b>798730-00-6</b> 910 Nit S 911 P 3PC Nit	-  -	81,00	-  -	-  -
<b>Galant</b> <b>Elterna / SAVA</b> Eng. 4G67 1836 ccm 99-100 kW (135-136 PS)		<b>81,50</b> 4			1,20 1,50 3,00	<b>798743-00-4</b> 910 Nit S 911 Cr 3PC Nit	-  -	81,50	-  -	-  -
<b>Mirage</b> <b>Lancer</b> Eng. 4G61 1595 ccm 91 kW (124 PS)		<b>82,30</b> 4			1,20 1,50 3,00	<b>798744-00-4</b> 910 Nit S 911 Cr P 3PC Nit	-  -	82,30	-  -	-  -
<b>Galant</b> Eng. 4G63 1997 ccm 90 kW (122 PS)		<b>85,00</b> 4			1,20 1,50 2,80	<b>798752-00-4</b> 910 Nit IF S 931 Cr 3PC Nit	-  -	85,00	-  -	-  -
<b>Eclipse I 2.0i</b> <b>Eclipse II 2000 GS</b> <b>Galant IV 2.0</b> <b>Galant IV 2.0 GTI</b> Eng. 4G63 1997 ccm 78-110 kW (106-150 PS)	91-95 95-99 91-92 87-92	<b>85,00</b> 4			1,20 1,50 3,00	<b>798745-00-4</b> 910 IF Nit S 931 Cr 3PC Nit	-  -	85,00	-  -	-  -



MODEL / ENGINE

YEAR



Dia.  
CYL



VT  
MT BU



Ø x L



SM-REF



SM-REF



SM-REF.



Piston  
Dia.



SM-REF.



SM-REF.

**mitsubishi**

**Airtrek 2.4i 16V**  
**Canter 2.4i**  
**Chariot 2.4i**  
**Delica 2.4i**  
**Eterna / Sigma 2.4i**  
**Galant 2.4i**  
**Galant 2.4 Gdi 16V**  
**L 200 2.4i / 16V**  
**L 300 2.4i**  
**L 400 2.4i 16V**  
**Montero 2.4i**  
**Outlander 2.4i 16V**  
**Pajero 2.4i 12V**  
**RVR 2.4i**  
**Sapporo 2.4i**  
**Shogun 2.4i**  
**Space Gear 2.4i 16V**  
**Space Runner 2.4i 16V**  
**Space Wagon 2.4i 16V**  
 Eng. 4G64  
 2350 ccm  
 82-108 kW (109-150 PS)

03-  
97  
93-  
87-  
88-  
86-  
98-  
90-97  
88-96  
94-01  
91-  
03-  
90-94  
97-  
87-89  
90-  
94-01  
95-  
91-96

**86,50**  
4

1,20  
1,50  
3,00

**798747-00-4**  
910 IF Cr S  
931 P  
3PC Cr P

-  
86,50

-

-

**Lancer 2.4**  
**Delica D5 2.4**  
**Outlander 2.4**  
 Eng. 4B12  
 2360 ccm  
 125 kW (170 PS)

06-  
06-  
06-

**88,00**  
4

1,20  
1,20  
2,00

**798710-00-4**  
910 Nit S  
931 P  
3PC Nit

-  
88,00

-

-

**MITSUBISHI DIESEL**

**Eng. BKD / BWC**  
 Lancer VIII 2.0 DI-D  
 1968 ccm  
 103 kW (140 PS)

08-

**81,00**  
4

1,75  
2,00  
3,00

**795019-00-4**  
910 CDL \*  
911 IF U Cr  
947 EX Cr

-  
81,00

-

-

**Eng. BKD**  
 Lancer 2.0  
 1968 ccm  
 103 kW (140 PS)

08-

**81,01**  
4

45,8  
-  
-0,7  
-18  
68,8  
-  
MØ=38,00  
-

26  
x  
66

1,75  
2,00  
3,00

**795098-00-4**  
910 CCL \*  
911 IW U  
947 EX Cr

**805028-00-2**  
RT / KK

81,01

-

-

**795098-25-4**  
**795098-50-4**

-  
**805028-50-2**

81,26

-

-

**795080-00-4**  
910 IF Cr \*  
931 P  
947 EX Cr

-  
81,01

81,01

-

-

**795080-25-4**  
**795080-50-4**

-  
81,26  
81,51

81,26

-

-





MODEL / ENGINE

YEAR

Dia.  
CYL

SM-REF



SM-REF.



Piston

Dia.



SM-REF.



SM-REF.

**MITSUBISHI DIESEL****Eng. BKD**Lancer 2.0  
1968 ccm  
103 kW (140 PS)

08-

**81,01**  
445,8  
-  
-  
-17,8  
68,8  
-  
MØ=38,00  
-26  
x  
66  
T  
NB1,75  
2,00  
3,00**795098-00-4**  
910 CCL \*  
911 IW U  
947 EX Cr**795098-25-4****795098-50-4****805029-00-2**  
RT / KK

81,01

-

-

81,26

-

-

81,51

-

-

**795080-00-4**910 IF Cr \*  
931 P  
947 EX Cr**795080-25-4****795080-50-4**

-

81,01

-

-

-

81,26

-

-

-

81,51

-

-

**Eng. 4D68NA**Galant / Proton / Chariot  
Lancer / Libero / Mirage  
1998 ccm  
50 kW (68 PS)-78  
92-96**82,70**  
42,00  
2,00  
3,00**798858-00-4**  
913 Cr S  
931 Cr  
947 EX Nit S

-

82,70

-

-

**Eng. 4HK / 4HN / HTH**Outlander II 2.2 DI-D 4WD  
2179 ccm  
115 kW (156 PS)

07-

**85,00**  
42,50  
2,00  
2,00**791120-00-4**  
916 CCL P \*  
911 IF U P  
947 EX Nit S

-

85,00

-

-

**791120-50-4**

-

85,50

-

-

**Eng. 4G64**L 200 / L 300  
Montero / Shogun  
Pajero 2.4i 12V  
Canter / RVR 2.4i  
Chariot  
Sigma / Eterna  
Delica / Sapporo  
Galant 2.4 GD i 16V  
2351 ccm  
80-104 kW (109-142 PS)88-97  
90-  
90-94  
97-  
93-  
88-  
87-89  
98-**86,50**  
41,20  
1,50  
2,80**798770-00-4**  
910 IF Cr S  
931 P  
3PC Cr

-

86,50

-

-



MODEL / ENGINE

YEAR

Dia.  
CYL

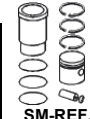
SM-REF



SM-REF.

Piston  
Dia.

SM-REF.



SM-REF.

**MITSUBISHI DIESEL****Eng. 4D55T**Galant II 2.3 Turbo D  
Galant II Station Wagon 2.3 TD  
Pajero I Open Offroad Vehicle 2.3TD  
2346 ccm  
49 kW (67 PS)

80-84

91,10  
448,7  
-29  
x2,50  
2,00792454-00-4  
913 Cr P S  
913 Cr P  
947 EX Nit808802-00-1  
RT

91,10

-

-

**Eng. 4D56T**L 200 2.5 TD  
L 200 2.5 TD 4WD  
L 200 2.5 TD 4x4  
L 300 Box 2.5 TD  
L 300 Box 2.5 TD 4x4  
L 300 Bus 2.5 TD  
L 300 Bus 2.5 TD 4WD  
L 300 Platform / Chassis 2.5 TD  
L 400 Box 2500 TD 4x4  
L 400 Box / Bus 2500 TD  
Pajero Classic 2.5 TD  
Pajero I 2.5 TD 4x4  
Pajero I 2.5 TD  
Pajero I Open Offroad Vehicle 2.5 TD  
Pajero II 2.5 TDiC 2WD  
Pajero II Open Offroad Vehicle  
2.5 TDiC 2WD  
Pajero III 2.5 TDI  
Pajero Sport 2.5 TD AWD  
Pajero Sport 2.5 TD  
Pajero Sport Van 2.5 TD  
Space Gear 2.5 TD  
2476 ccm  
63 kW (85 PS)

90-05

92-

01-

87-97

91-03

87-03

88-

94-

96-

96-

**Eng. 4D56TD**L 200 2.5 TD 4x4  
Shogun MK II 2.5 TD  
Shogun Open Off-Road  
Vehicle 2.5 TD  
Space Gear 2.5 TD / Space  
Gear 2.5 TD 4x4  
2477 ccm  
73 kW (99 PS)

96-

90-00

91,10  
4

2,50

2,00

792454-00-4  
913 Cr P S  
913 Cr  
947 EX Nit S

-

91,10

-

-

**Eng. 4D56T**Delica Wagon  
Challenger  
Space Gear / Strada  
2476 ccm  
62 kW (84 PS)

2,50

91,10  
4

2,00

3,00

798700-00-4

913 Nit S  
913 Cr  
947 EX Nit S

-

91,10

-

-

**Eng. 4D55**Galant  
2346 ccm

2,50

91,10  
4

2,00

4,00

798806-00-4  
910 Cr S  
911 Cr  
947 EX Nit S

-

91,10

-

-

**Eng. 4D56**

2476 ccm

**Eng. 6DS1**Fuso Truck  
T62D / T650B / T650E / T650J  
T650ZD  
Bus MR620  
4678 ccm

2,50

95,00  
2

2,00

2,00

4,50

798810-00-2  
910 IF Cr  
911 IW Cr P  
911 P  
947 EX Cr P

-

95,00

-

-



MODEL / ENGINE

YEAR

Dia.  
CYLVT  
MT

Ø x L



SM-REF.



SM-REF.



SM-REF.

Piston  
Dia.

SM-REF.



SM-REF.

**mitsubishi diesel****Eng. 4P10-T2 / 3 / 6**Euro 5  
Fuso Canter 3 C/S 13 / 15  
Fuso Canter 5 S 13  
Fuso Canter 6 C 15 / 18  
Fuso Canter 7 C 15 / 18  
2998 ccm  
96-129 kW (130-175 PS)09-  
09-  
09-  
09-95,80  
42,50  
2,00  
2,50**792007-00-4**914 Cr \*  
911 P \*  
947 EX Cr \*

-

95,80

-

-

**Eng. 4D34T**3.9 TD  
3907 ccm  
100 kW (136 PS)

89-

104,00  
42,81  
2,00  
4,00**798867-00-4**914 Cr \*  
911 IW Cr P  
947 EX Cr

-

104,00

-

-

**Eng. S6M**

105,00

3,00  
2,00  
4,00**798828-00-1**914 Cr P \*  
911 IW Cr P  
947 EX Cr P

-

105,00

-

-

**Eng. 6D14**Truck  
FK115 / 115H / 115J / 115K  
FK115DK  
T656ZR FM215  
Bus MK115 / 115H / MM115C  
6557 ccm  
114-118 kW (155-160 PS)110,00  
63,00  
2,50  
5,00**798820-00-1**913 Cr S  
911 IF Cr P  
947 EX Cr P

-

110,00

-

-

3,00  
2,50  
4,00**798873-00-2**910 Cr S  
911 IF Cr P  
947 EX Nit S

-

110,00

-

-

**Eng. 4D35**Rosa / Canter  
4561 ccm110,00  
43,00  
2,50  
4,00**798873-00-2**910 Cr S  
911 IF Cr P  
947 EX Nit S

-

110,00

-

-

**Eng. 6D14T**Bus  
MK 115 / 115H  
MM115 / 515  
6557 ccm  
143 kW (195 PS)110,00  
62,80  
2,50  
4,00**798874-00-1**914 Cr S  
911 IF Cr P  
947 EX Nit S

-

110,00

-

-

**Eng. 6D16**FUSO FK417 / FK517  
7545 ccm118,00  
63,00  
2,50  
4,00**798877-00-1**910 Cr S P  
911 IW Cr P  
947 EX Cr

-

118,00

-

-











**Eng. 6D20**Bus MP 117 / MP 517  
Truck NP 117 / FD 117  
K 202  
10308 ccm125,00  
63,50  
3,00  
6,00**798823-00-1**914 Cr \*  
911 IW U Cr  
947 EX Cr











-











125,00

-

-

 <b>MODEL / ENGINE</b>	YEAR	 <b>Dia.</b> <b>CYL</b>	 VT MT	 Ø x L		 <b>SM-REF</b>	 <b>SM-REF.</b>	 <b>Piston</b> <b>Dia.</b>	 <b>SM-REF.</b>	 <b>SM-REF.</b>
<b>MITSUBISHI DIESEL</b>  <b>Eng. 8DC6</b> FT / FJ / FV 14886 ccm 206-221 kW (280-300 PS)  <b>Eng. 8DC81 (NEW)</b> FT / FJ / FV 14886 ccm 202-224 kW (275-305 PS)		<b>135,00</b> 8			3,31 3,00 6,00	<b>798830-00-1</b> 914 Cr P * 911 IW Cr P 947 EX Cr	-	135,00	-	-
<b>Eng. 8DC9T</b> Aero King Aero Queen The Great 16031 ccm 211-285 kW (283-382 PS)		<b>135,00</b> 8			3,31 3,00 3,00 4,00	<b>798853-00-1</b> 914 Cr P * 911 IW Cr P 931 Cr P 947 EX Nit	-	135,00	-	-
<b>Eng. 8M20</b> The Great Aero Queen 20089 ccm 279-298 kW (375-400 PS)		<b>146,00</b> 8			3,31 3,00 3,00 4,00	<b>797420-00-1</b> 914 Cr P 911 IW Cr * 931 Cr P * 947 EX Cr P *	-	146,00	-	-
<b>Eng. S6R PTA</b> Industrial Diesel Engine 500-655 kW		<b>170,00</b> 6			3,68 3,63 5,00	<b>798890-00-1</b> 914 IF Cr * 917 IW Cr * 947 EX Cr P	-	170,00	<b>958702-1</b> A=186 L=391,1 H=4 C=204 F=1,6	-
<b>Eng. S12R</b> Industrial Diesel Engine 940-1040 kW (1260-1394 PS)  <b>Eng. S16R</b> Industrial Diesel Engine		<b>170,00</b> 12/16			3,68 3,63 5,00	<b>798890-00-1</b> 914 IF Cr * 917 IW Cr * 947 EX Cr P	-	170,00	<b>958701-1</b> A=190 L=350,9 H=4 C=204 F=1,6	-
<b>MOSKVIICH</b>  <b>2141 1.6</b> Eng. 1.6L 1569 ccm 56 kW (76 PS)		<b>79,00</b> 4			1,50 2,00 3,94	<b>792803-00-4</b> 910 Cr S 931 P 947 EX Cr P  <b>792803-40-4</b>  <b>793803-60-4</b>  <b>792803-80-4</b>  <b>792803-10-4</b>	-	79,00	-	-
<b>2126</b> Eng. 1.5L 1478 ccm 59 kW (80 PS)		<b>82,00</b> 4			1,50 2,00 3,94	<b>792804-00-4</b> 910 Cr S 931 P 947 EX Cr P  <b>792804-40-4</b>  <b>792804-80-4</b>	-	82,00	-	-

 <b>MODEL / ENGINE</b>	<b>YEAR</b>	 <b>Dia.</b> <b>CYL</b>	 <b>VT</b> <b>MT</b>	 <b>GL</b> <b>Ø x L</b>		 <b>SM-REF</b>	 <b>SM-REF.</b>	 <b>Piston</b> <b>Dia.</b>	 <b>SM-REF.</b>	 <b>SM-REF.</b>
<b>M.W.M.</b>  <b>Eng. KD 11 E</b> 550 ccm <b>Eng. RL 11 E</b> 625 ccm  <b>Eng. KD 11 Z</b> 1100 ccm <b>Eng. KD 211 Z</b> 1250 ccm		<b>85,00</b> 1  <b>85,00</b> 2			2,50 2,50 2,50 5,00 5,00	<b>793205-00-1</b> 910 IF Cr 911 P 911 P 948 P 948 P	-	85,00	-	-
<b>Eng. 4.07 TCA</b> Agrale LKW 6000 Agrale Busse MA 6.0 CF 2799 ccm 81 kW (110 PS)	00-05 16-	<b>93,00</b> 1			2,50 2,00 3,00	<b>793227-00-1</b> 914 Cr * 911 IW U P 947 EX Cr	-	93,00	-	-
<b>Eng. KD 12 E / Z / D / V</b> 880 / 1700 / 2550 / 3400 ccm 8,5-34 kW (12-46 PS)		<b>95,00</b> 1/2/3/4			3,00 3,00 3,00 5,00 5,00	<b>793213-00-1</b> 910 Cr 911 P 931 P 947 EX 946 P	-	95,00	-	-
<b>D 893</b>  <b>D 229</b> 2940 ccm 24-33 kW (33-45 PS)  <b>D / TD 229</b> 3920 ccm 32-44 kW (44-60 PS)  <b>D / TD 229</b> 5880 ccm		<b>102,00</b> 1  <b>102,00</b> 3  <b>102,00</b> 4  <b>102,00</b> 6			3,00 2,50 4,00	<b>793219-00-1</b> 914 Cr * 911 947 EX Cr	-	102,00	-	-
<b>Eng. TD 226</b> 4160 / 6240 ccm 63-125 kW (86-170 PS)	71-	<b>105,00</b> 4/6	60,4 - - -20,57 102,4 MV=6	35 x 82	3,00 2,00 4,00	<b>793218-00-1</b> 914 Cr * 911 P 947 EX Cr	<b>803301-00-1</b> RT	105,00	<b>953301-1</b> A=108 L=214 H=6 C=111,8 semi	-
<b>Eng. TD 226-B</b> 3120 / 4160 / 6240 ccm 57-170 kW (77-231 PS)	86-	<b>105,00</b> 3/4/6	66,4 - - -21,7 102,4 MV=1	35 x 88	3,00 2,00 4,00	<b>793218-00-1</b> 914 Cr * 911 P 947 EX Cr	<b>803302-00-1</b> RT	105,00	<b>953302-1</b> A=115 L=213 H=8 C=123 F=1	<b>813302-2</b> <b>923302-1</b> 2 x FP 1,5 2 x FP 4,0
<b>Eng. D 226-2/3/4/6</b> 2080 / 3120 / 4160 / 6240 ccm 27-96 kW (37-131 PS)	69-	<b>105,00</b> 2/3/4/6	60,4 - - -20,25 113,4 - MØ=62 -	35 x 82	3,00 2,00 2,00 4,00	<b>793203-00-1</b> 914 Cr * 911 P 931 P 947 EX Cr	<b>803303-00-1</b>	105,00	<b>953303-1</b> A=108 L=214 H=6 C=11,8	-

 <b>MODEL / ENGINE</b>	<b>YEAR</b>	 <b>Dia. CYL</b>	 <b>VT MT</b>	 <b>Ø x L</b>		 <b>SM-REF</b>	 <b>SM-REF.</b>	 <b>Piston Dia.</b>	 <b>SM-REF.</b>	 <b>SM-REF.</b>
<b>M.W.M.</b>  <b>Eng. TD 232-S / 232-A</b> <b>Eng. TD 232-12</b> <b>Eng. TBD 232-12</b>	72-	120,00 6/8/12			3,00 3,00 3,00 5,00	<b>793210-00-1</b> 913 Cr P * 911 931 947 Ex Cr P	-	120,00	-	-
<b>Eng. TD 232-B</b> 8820 ccm 149,5 kW (203 PS)  <b>Eng. TD 232-A</b> 11760 ccm 198,5 kW (270 PS)  <b>Eng. TBD 232-12</b> <b>Eng. TD 232-12</b> 17640 ccm 299-368 kW (406-500 PS)	66-71  66-71  66-71	120,00 6  120,00 8  120,00 12			3,50 3,00 3,00 5,00	<b>793215-00-1</b> 914 Cr * 911 931 947 Ex Cr P	-	120,00	-	-
<b>Eng. D / TBC / TD 233 S</b> 9570 ccm  <b>Eng. D / TBD / TD 233 A</b> 12760 ccm  <b>Eng. D / TBD / TD 233-12</b> 19140 ccm		125,00 6  125,00 V8  125,00 V12			3,50 3,00 3,00 5,00	<b>793125-00-1</b> 914 Cr P * 911 P 931 P 947 EX Cr	-	125,00	-	-
<b>Eng. TBD 234</b> 10804 ccm 420 kW (571 PS) 14405 ccm 560 kW (762 PS) 21607 ccm 840 kW (1142 PS) 28800 ccm 1120 kW (1523 PS)		128,00 6  8  12  16			3,50 3,00 4,00	<b>793217-00-1</b> 914 Cr * 931 947 EX Cr	-	128,00	-	-
<b>Eng. TBG 616</b> 17500 ccm 280 kW (381 PS)  <b>Eng. TBG 616</b> 26300 ccm 420 kW (571 PS)  <b>Eng. TBG 616</b> 35000 ccm 560 kW (762 PS)		132,00 V8  132,00 V12  132,00 V16			4,00 3,00 3,50	<b>793222-00-1</b> 914 Cr * 911 Cr 947 EX Cr	-	132,00	-	-
<b>NEW HOLLAND</b>  <b>Eng. 8140.21.200</b> Sofim 2499 ccm		93,00 4			3,00 2,00 3,00	<b>790255-00-4</b> 917 Cr * P 911 P 947 EX	-	93,00	-	-



MODEL / ENGINE

YEAR



Dia.  
CYL



VT  
MT BU



Ø x L



SM-REF.



SM-REF.




SM-REF.



Piston  
Dia.



SM-REF.



SM-REF.

**NEW HOLLAND**

**Eng. 8025.02**  
1728 ccm

100,00  
2

2,50  
2,50

**790257-00-1**  
910 Cr \*  
931 P  
947 EX Cr P

-

100,00

-

-

**Eng. 8035.02**  
2592 ccm

100,00  
3

5,50

**Eng. 8045.02 / 8045.42**  
3455 ccm

100,00  
4

**Eng. 8065.02**  
5184 ccm

100,00  
6

**Eng. 8035.06**  
2710 ccm

100,00  
3

2,50  
2,50

**792012-00-1**  
910 Cr \*  
931 P  
947 EX Cr

-

100,00

-

-

**Eng. 8045.06**  
3613 ccm

100,00  
4

4,00

**Eng. 8065.06**  
5420 ccm

100,00  
6

**Eng. 8035.04 / 8035.42**  
2748 ccm

103,00  
3

2,50  
2,50

**790259-00-1**  
910 Cr \*  
931 P  
947 EX Cr

-

103,00

-

-

**Eng. 8045.04**  
3666 ccm

103,00  
4

4,00

**Eng. 8055.04**  
4583 ccm

103,00  
5

**Eng. 8065.04**  
5499 ccm

103,00  
6

**Eng. 8045.25**  
3908 ccm

104,00  
4

3,00  
2,50

**792018-00-2**  
914 Cr \*  
931 P  
947 EX Cr

-

104,00

-

-

**Eng. 8065.25**  
5863 ccm  
94-110 kW (128-150 PS)

104,00  
6

4,00



MODEL / ENGINE

YEAR



Dia.  
CYL



VT  
MT



Ø x L



SM-REF.



SM-REF.



SM-REF.



Piston  
Dia.



SM-REF.



SM-REF.

**NEW HOLLAND**

**Eng. 8460.21.002**

Series FA 200 / FD 208 / FR 206  
Series FR 220 / TX 66  
Series 175

86-  
86-  
86-92

**120,00**  
6

3,50  
3,00  
5,00

**792028-00-2**  
914 Cr \*  
911 IF Cr  
947 EX Cr P

-

120,00

-

-

**Eng. 8460.21.042**

Series 175  
9498 ccm  
176 kW (239 PS)

86-92

**Eng. 8460.21.102**

190.36 TurboTech  
240.36 TurboTech  
9498 ccm  
192 kW (261 PS)

86-94  
90-00

**Eng. 8460.21.106**

190.26 TurboTech  
240.26 TurboTech  
9498 ccm  
192 kW (261 PS)

86-94  
90-00

**Eng. 8460.21.708**

Lorraine 240  
370.10.24  
9572 ccm  
177 kW (240 PS)

88-  
87-98

**Eng. 8210.02 / 8215.22**

**Eng. 8215.22.520**

13798 ccm

**137,00**  
6

4,00  
3,00  
3,00  
5,50

**790256-00-1**  
914 Cr \*  
911 P  
931 P  
947 EX Cr

-

137,00

-

-

**NISSAN**

**Eng. FT3**

**66,00**  
4

1,50  
1,50  
2,80

**799035-00-4**  
910 Cr S Fe  
911 P  
3PC Cr P

-

66,00

-

-

**799035-50-4**

-

66,50

-

-

**Kubistar 1.2i**

Eng. D7F 722  
1149 ccm  
43-44 kW (58-60 PS)

03-  
**69,00**  
4

27,1  
-  
-  
50,5

17,5  
x  
54

1,50  
1,50  
2,50

**793839-00-4**  
910 IF Cr S  
911 P  
3PC Cr

**803817-00-1**

69,00

-

-

**793839-50-4**

**803817-50-1**

69,50

-

-

**Kubistar 1.2i 16V**

Eng. D4F 712  
1149 ccm  
55 kW (75 PS)

03-  
**69,00**  
4

26,7  
-  
-  
44,7  
-  
MØ=60  
-

17,5  
x  
54

1,20  
1,50  
2,50

**793823-00-4**  
910 IF Cr S  
911 P  
3PC Cr

**803829-00-1**

69,00

-

-

**793823-50-4**





**803829-50-1**

69,50

-

-



 <b>MODEL / ENGINE</b>	YEAR	 <b>Dia.</b> <b>CYL</b>	 VT MT	 Ø x L		 <b>SM-REF</b>	 <b>SM-REF.</b>	 <b>Piston</b> <b>Dia.</b>	 <b>SM-REF.</b>	 <b>SM-REF.</b>
<b>NISSAN</b>  <b>Sentra / Sunny</b> Eng. GA13DE / GA13DS 1295 ccm 58-63 kW (79-85 PS)		<b>71,00</b> 4			1,50 1,50 2,80	<b>799005-00-4</b> 910 Cr S 911 P 3PC Nit	-	71,00	-	-
<b>Micra</b> Eng. EJ1KK / EJ4KK 1149-1498 ccm 48-65 kW (65-88 PS)	03-10	<b>71,00</b> 4			1,20 1,20 2,00	<b>799068-00-4</b> 910 Cr S 931 P 3PC Cr	-	71,00	-	-
<b>March</b> Eng. CG 998 ccm 40-44 kW (54-60 PS)		<b>71,00</b> 4			1,20 1,50 3,00	<b>799067-00-4</b> 910 Cr S 911 P 3PC Cr	-	71,00	-	-
<b>Cube</b> <b>Micra</b> Eng. CGA3DE 1348 ccm 60-63 kW (82-86 PS)	98-02 00-02	<b>72,00</b> 4			1,20 1,20 2,50	<b>799070-00-4</b> 910 Cr S 931 P 3PC Cr  <b>799070-50-4</b>	-	72,00	-	-
<b>Micra V 0.9 IG-T</b> Eng. H4B 408 898 ccm 66 kW (90 PS)	16-	<b>72,20</b> 3			1,20 1,50 2,00	<b>793825-00-1</b> 910 IF PVD S 931 Cr 3PC PVD P	-	72,20	-	-
<b>Cherry</b> <b>Sunny</b> <b>Cherry / Sunny</b> Eng. E10 988 ccm 37 kW (50 PS)	82-86 81-85 86-90	<b>73,00</b> 4			1,50 1,50 4,00	<b>799006-00-4</b> 910 Cr S 931 P 3PC Cr P	-	73,00	-	-
<b>Cefiro / Maxima</b> Eng. VQ20 1995 ccm 110-120 kW (150-160 PS)	94-03	<b>76,00</b> 4			1,50 1,50 2,80	<b>799008-00-4</b> 910 Nit S 911 Cr 3PC Nit	-	76,00	-	-
<b>Sunny 1.4 / Traveller</b> Eng. A14 1397 ccm 48-49 kW (65-67 PS)  <b>Sunny 1.5 / Traveller</b> <b>Vanette Bus 1.5</b> Eng. A15 1488 ccm 51 kW (69 PS)	70-82  79-82 83-87	<b>76,00</b> 4			1,20 2,00 4,00	<b>799011-00-4</b> 910 IF Cr S P 931 P 3PC Cr P	-	76,00	-	-



MODEL / ENGINE

YEAR

Dia.  
CYL

SM-REF



SM-REF.

Piston  
Dia.

SM-REF.



SM-REF.

**NISSAN****Cherry / Sunny**Eng. E 13  
1270 ccm  
44 kW (60 PS)

82-

**76,00**  
41,50  
1,50  
4,00**799012-00-4**910 Cr S  
911 P  
3PC Cr

-

76,00

-

-

**Cherry / Prairie / Pulsar  
Sunny**Eng. E 15  
1487 ccm  
62 kW (84 PS)

82-86

82-

85-87

85-

**Cherry  
Sunny**Eng. E 16  
1597 ccm  
66 kW (90 PS)**Primera**Eng. QG16DE  
1600 ccm**76,00**  
41,20  
1,20  
2,50**799023-00-4**910 IF Cr S  
931 P  
3PC Cr

-

76,00

-

-

**799023-50-4**

-

76,50

-

-

**Carena / Sunny / Pulsar  
Blue Bird**Eng. GA16 / GA16-DS  
1596 ccm  
64-79 kW (87-107 PS)**76,00**  
41,50  
1,50  
2,80**799058-00-4**910 Nit S  
911 Cr  
3PC Nit

-

76,00

-

-

**Almera 1.6i****Primera 1.6i****Pulsar 1.6i****Sentra 1.6i****Serena / Sunny 1.6i****Vanette 1.6i****100 NX 1.6**Eng. GA16DE  
1597 ccm  
92-81 kW (84-110 PS)

95-00

93-01

95-99

94-01

92-00

92-01

92-95

**76,00**  
41,50  
1,50  
2,80**799075-00-4**910 Cr S  
911 P  
3PC Cr

-

76,00

-

-

**Maxima QX IV 2.0****Maxima QX IV Stat.Wag. 2.0****Maxima QX V 2.0 V6**Eng. VQ20DE  
1995 ccm  
103 kW (140 PS)

95-

97-00

00-03

**76,00**  
61,20  
1,20  
2,50**799078-00-6**910 IF Cr S P  
931 P  
3PC Cr

-

76,00

-

-

**799078-50-6**

-

76,50

-

-

**Laurel****Skyline**Eng. RB 20 DE  
1618 ccm  
140 kW (190 PS)**78,00**  
61,50  
2,80**799195-00-6**910 IF Cr S Fe  
3PC Cr

-

78,00

-

-

**March**

Eng. HR12DE

1198 ccm  
55-59 kW (68-80 PS)**78,00**  
31,20  
1,20  
2,00**799014-00-3**910 Cr S Fe  
911 P  
3PC Cr

-

78,00

-

-



MODEL / ENGINE

YEAR

Dia.  
CYL

Ø x L



SM-REF



SM-REF.

Piston  
Dia.










SM-REF.





















SM-REF.

## NISSAN

<b>Cube 1.6</b> <b>Juke 1.6</b> <b>Micra III 1.6</b> <b>Note 1.6 I</b> <b>NP200 1.6</b> <b>NV200 1.6</b> <b>Qashqai / +2 I 1.6</b> Eng. HR 16 DE 1598 ccm 69-86 kW (94-117 PS)	10- 10- 05-10 06-13 08- 10- 07-	<b>78,00</b> 4			1,20 1,20 2,00	<b>799015-00-4</b> 910 Cr S Fe 911 P 3PC Cr	-	78,00	-	-
<b>Kubistar 1.6</b> <b>Terrano 1.6</b> <b>Sylphy II 1.6</b> Eng. K4M Eng. K4M 752 1598 ccm 70-75 kW (95-102 PS)	03- 14- 12-	<b>79,50</b> 4	31,7 - -2,0/-2,0 -1,3 54,7 - Ø=69,50 -	20 x 62	1,50 1,50 2,50	<b>793841-00-4</b> 910 IF Cr * 931 P 3PC Cr P  <b>793841-25-4</b>  <b>793841-50-4</b>	<b>803832-00-1</b>    <b>803832-25-1</b>  <b>803832-50-1</b>	79,50    79,75  80,00	-    -  -	-    -  -
<b>Almera Tino 1.8i 16V</b> <b>Almera 1.8i 16V</b> <b>Blubird Sylphy 1.8i 16V</b> <b>Primera 1.8i 16V</b> <b>Sentra 1.8i 16V</b> <b>Wingroad 1.8i 16V</b> Eng. QG 18 DE 1769 ccm 84-92 kW (114-126 PS)	00-05 00-06 00-05 99-05 02-	<b>80,00</b> 4			1,20 1,20 2,50	<b>799083-00-4</b> 910 Cr S 911 P 3PC Cr P	-	80,00	-	-
<b>Almera / Primera</b> <b>Sentra</b> <b>Wingroad</b> Eng. J 18 1800 ccm 85 kW (115 PS)	99- 89-	<b>80,50</b> 4			1,50 2,00 4,00	<b>799059-00-4</b> 910 IF Cr 911 P 3PC Cr  <b>799059-50-4</b>	-   -	80,50   81,00	-   -	-   -
<b>Primastar 2.0</b> Eng. F4R 720 / 722 1998 ccm 88 kW (120 PS)	01-	<b>82,70</b> 4			1,20 1,50 2,00	<b>791143-00-4</b> 910 IF Nit S 931 P 3PC Nit  <b>791143-25-4</b>  <b>791143-50-4</b>	-   -  -	82,70   82,95  83,20	-   -  -	-   -  -
<b>Auster</b> <b>Bluebird</b> <b>Laurel / Skyline</b> <b>Stanza</b> Eng. CA18E / CA18S 1809 ccm 66 kW (90 PS)	87-88 85-90 84-87 88	<b>83,00</b> 4			1,50 1,50 4,00	<b>799024-00-4</b> 910 IF Cr S 911 P 3PC Cr P	-	83,00	-	-

MODEL / ENGINE	YEAR	 Dia. CYL	 VT MT	 x L		 SM-REF	 SM-REF.	 Piston Dia.	 SM-REF.	 SM-REF.
<b>NISSAN</b>										
<b>Tiida / Lafesta / Cube Versa / Sentra</b> Eng. MR20DE / MR-FFV 1999 ccm 103 kW (140 PS)		84,00 4				799020-00-4 1,20 910 IF Nit S 1,20 931 Cr 2,00 3PC Nit	-	84,00	-	-
<b>Tiida / Lafesta / Cube Versa / Sentra</b> Eng. MR18DE / MR20DE 1797/1999 ccm		84,00 4				799229-00-4 1,20 910 IF Nit S 1,20 931 Cr 2,00 3PC Cr	-	84,00	-	-
<b>Cedric / Fairlady Z / Laurel Leopard</b> Eng. L28 / L28F 2753 ccm		86,00 6				799007-00-6 2,00 911 Cr P 2,00 911 4,00 3PC Cr P	-	86,00	-	-
<b>Fairlady / Laurel / Leopard</b> Eng. L28E / L28-T / L28-2 2753 ccm		86,00 6				799037-00-6 1,50 910 IF Nit S 2,00 931 P 4,00 3PC Cr P	-	86,00	-	-
<b>180SX / 200SX Almera / Wingroad Avernir Bluebird / Silvia Sentra / Serena</b> Eng. SR20DE 1998 ccm 96-126 kW (130-169 PS)	94-97 96-99 92-95 91-98 91-00	86,00 4				799056-00-4 1,50 910 IF Nit S 1,50 931 P 3,00 3PC Cr P  799056-50-4	-	86,00  86,50	-	-
<b>NISSAN DIESEL</b>										
<b>Eng. K9K 270 / 276 / 292 Eng. K9K 700 / 704 / 708 Eng. K9K 710 / 714 / 716 / 722</b> Almera II 1.5 DCI Cube 1.5 DCI Kubistar 1.5 DCI Micra III 1.5 DCI Note 1.5 DCI pulsar 1.5 DCI Qashqai / Qashqai + 2 I 1.5 DCI Tiida 1.5 DCI 1461 ccm 42-81 kW (61-110 PS)	03-06 10- 03-09 03-10 06-12 14- 08-14 07-13	76,00 4	41,78 - 0,48/-0,28 -13,95 66 - MØ=39,7 - 41,7 - -0,2/-0,4 -14,2 66 - MØ=39,7 MV=2,4/1,5	25 x 60 T		793845-00-4 2,00 910 Cr * 2,00 931 P 2,50 947 EX Nit S  793845-25-4  793845-50-4	803830-00-1  RT  -  803830-50-1	76,00  76,25 76,50	-	-
<b>Eng. K9K 718 / 728 / 732 Eng. K9K 764 / 772</b> Kubistar DCI 85 Qashqai / Qashqai +2 I 1.5 DCI Tiida 1.5 DCI 1461 ccm 50-78 kW (84-106 PS)	06-09 07-13 07-11	76,00 4	41,7 - -0,4/-0,25 -14 66 - MØ=39,8 -	26 x 60 T		793845-00-4 2,00 910 Cr * 2,00 931 P 2,50 947 EX Nit S  793845-25-4  793845-50-4	803802-00-1  RT / KK  -  803802-50-1	76,00  76,25 76,50	-	-

MODEL / ENGINE	YEAR	 Dia. CYL	 KH VT MT	 GL BU	 Ø x L	 SM-REF	 SM-REF.	 Piston Dia.	 SM-REF.	 SM-REF.
<b>NISSAN DIESEL</b>										
<b>Eng. TD15 (TUD5)</b> Micra 1.5 D 1527 ccm 42 kW (57 PS)	98-03	<b>77,00</b> 4	40,4 - - -1,65 66,3 -	23 x 60	2,00 1,75 3,00	<b>793726-00-4</b> 910 Cr * 911 IF U P 947 EX Cr  <b>793726-40-4</b>	<b>803726-00-1</b>    <b>803726-40-1</b>	77,00    77,40	-    -	-    -
<b>Eng. R9M</b> <b>Eng. R9M 413 / 452</b> Qashqai 1.6 / +2 l 1.6 DCI / AWD Qashqai II 1.6 DCI Qashqai II 1.6 DCI 4x4-i X-Trail 1.6 DCI 4x4-i NV300 1.6 DCI 95 / 120 / 125 / 145 1598 ccm 70-118 kW (95-160 PS)	11-13 13- 13- 14- 16-	<b>80,01</b> 4	46 - -0,35/0,45 -12,3 70,5 - MØ=46,5	30 x 60 T	2,00 1,75 2,00	<b>793822-00-4</b> 913 Nit S PVD 911 IF U P 947 EX Nit S  <b>793822-50-4</b>	<b>803803-00-1</b> <sup>*NEW</sup> RT / KK  <b>803803-50-1</b> <sup>*NEW</sup>	80,01    80,51	-    -	-    -
<b>Eng. F9Q 760</b> Primaster Box DCI 100 Primaster Van DCI 100 1870 ccm 74 kW (101 PS)	01-	<b>80,01</b> 4	47,06 - - -17,8 77,4 MØ=38	28 x 60 T	2,50 2,00 3,00	<b>793843-00-4</b> 910 IF Cr * 911 IF U 947 EX Cr  <b>793843-50-4</b>	<b>803823-00-1</b>  RT / AK  <b>803823-50-1</b>	80,01    80,51	-    -	-    -
<b>Eng. M9R 760</b> <b>Eng. M9R 780 Euro 4</b> <b>Eng. M9R 782</b> Qashqai Qashqai +2 2.0 DCI / AWD X-Trail 2.0 DCI / FWD 1995 ccm 66-127 kW (90-173 PS)	07- 07- 07-	<b>84,00</b> 4			2,50 2,00 2,00	<b>793854-00-4</b> 913 Cr P * 931 P 947 EX Cr *  <b>793854-50-4</b>	-    -	84,00    84,50	-    -	-    -
<b>Eng. CD20</b> Almera 2.0 D Primera 2.0 D Serena 2.0 D Sunny 2.0 D 1974 ccm 55 kW (75 PS)	95-00 90-96 91-93 90-00	<b>84,50</b> 4			2,00 2,00 3,00	<b>799148-00-4</b> 910 IF Nit S 911 IW Cr 947 EX Nit S	-    -	84,50	-	-
<b>Eng. M9T 670/690 Eu. 5</b> NV 400 2.3 DCI 100/125 <b>Eng. M9T 678</b> NV 400 2.3 DCI 150 2298 ccm 74-107 kW (101-146 PS)	11- 11-	<b>85,01</b> 4			2,50 2,00 2,00	<b>799104-00-4</b> 913 Cr * 911 IF UP 947 Nit S  <b>799104-50-4</b>	-    -	85,01    85,51	-    -	-    -
<b>Eng. YD22DD</b> Nissan Y11 AD Van 2184 ccm 55 kW (77 PS)	00-02	<b>86,00</b> 4			2,00 2,00 3,00	<b>799131-00-4</b> 913 Nit S 911 IW Cr 947 EX Nit S	-    -	86,00	-	-
<b>Eng. G9T 722</b> Interstar Box / Bus DCI 90 2188 ccm 66 kW (90 PS)	02-	<b>87,00</b> 4			3,00 1,75 2,50	<b>793849-00-4</b> 913 Cr * 931 P 947 EX Nit S	-    -	87,00	-	-

 <b>MODEL / ENGINE</b>	<b>YEAR</b>	 <b>Dia. CYL</b>	 <b>VT</b>  <b>MT</b>	 <b>Ø x L</b>	 	 <b>SM-REF</b>	 <b>SM-REF.</b>	 <b>Piston Dia.</b>	 <b>SM-REF.</b>	 <b>SM-REF.</b>
<b>NISSAN DIESEL</b>  <b>Eng. G9U 720 / 730</b> Interstar Box / Bus DCI 120 Interstar Flatbed DCI 120 Primaster Box / Van DCI 140 2463 ccm 84-99 kW (115-135 PS)	02- 03- 03-	<b>89,00</b> 4 - -17,8 83,09 - MØ=43,2 -	53,03 - -2,12/-1,69 -17,8 83,09 - MØ=43,2 -	31 x 65 T	2,50 1,75 2,50	<b>793851-00-4</b> 910 IF Cr * 931 P 947 EX Nit S  <b>793851-25-4</b>  <b>793851-50-4</b>	<b>803826-00-1</b>  RT  - -	89,00   89,25 89,50	-  - -	-  - -
<b>Eng. YD25</b> Navara 2.5 DCI 2488ccm 110-128 kW (150-174 PS)	05-	<b>89,00</b> 4 - -17,3 74 - MØ=47,4 -	49 - -17,3 74 - MØ=47,4 -	28 x 71 T	2,00 2,00 3,00	<b>799191-00-4</b> 913 Nit S 931 P 947 EX Nit S  <b>799191-50-4</b>	<b>809106-00-1</b>  RT / KK  <b>809106-50-1</b>	89,00   89,50	-  - -	-  - -
<b>Eng. TD27</b> Pick Up 2.7 D 4WD 2663 ccm 73 kW (99 PS)	87-98	<b>96,00</b> 4 - -1,7/-0,7 - 86 - - -	50,3 - -1,7/-0,7 - 86 - - -	30 x 74	2,50 2,00 3,00	<b>799158-00-4</b> 910 Cr S 911 IW Cr 947 EX Nit S	<b>809101-00-1</b>  RT	96,00	-	-
<b>Eng. ZD30 DD</b> Caravan / Urvan Coach / Safari / Terrano 2953 ccm	01-04	<b>96,00</b> 4			2,00 1,20 2,00	<b>799118-00-4</b> 910 Nit S 911 IF Cr 947 EX Nit S	-	96,00	-	-
<b>Eng. ZD30 E</b> Caravan / Navara / Patrol Terrano / Elgrand 2953 ccm 78-130 kW (105-170 PS)		<b>96,00</b> 4			2,50 2,00 3,00	<b>799165-00-4</b> 913 Nit S 911 IW Cr 947 EX Nit S	-	96,00	-	-
<b>Eng. TD42 T / TD42 T-2</b> Datsun / Jeep / Safari / Civilian 4169 ccm 107-118 kW (145-160 PS)		<b>96,00</b> 6			2,50 2,00 3,00	<b>798956-00-6</b> 913 Nit S 911 IW Cr 947 EX Nit S	-	96,00	-	-
<b>Eng. AD27 T</b> Caraban 2664 ccm  <b>Eng. TD27 T</b> Datsun Truck 4169 ccm		<b>96,00</b> 6			2,50 2,00 4,00	<sup>*NEW</sup> <b>798959-00-2</b> 913 Nit S 911 IW Cr 947 EX Nit S	-	96,00	-	-
<b>Eng. TD27-3</b> Terrano / Patrol 2700 ccm  <b>Eng. ZD30 / ZD30DDTi</b> Patrol / Terrano 2953 ccm	04-06	<b>96,00</b> 4			2,50 2,00 2,00	<sup>*NEW</sup> <b>798960-00-4</b> 913 Nit S 911 IW Cr 947 EX Nit S	-	96,00	-	-



MODEL / ENGINE

YEAR

Dia.  
CYLVT  
MT

Ø x L



SM-REF



SM-REF.



Dia.



SM-REF.



SM-REF.



SM-REF.

**NISSAN DIESEL****Eng. TD27**Homy / Atlas / Datsun / Caravan  
2664 ccm96,00  
42,50  
2,00  
4,00<sup>\*NEW</sup>  
**799164-00-2**  
910 Cr S  
911 IW Cr  
947 EX Nit S

-

96,00

-

-

**Eng. BD30**Cedric  
2953 ccm  
74 kW (100 PS)96,00  
6**Eng. TD42 / AD3**Datsun / Jeep  
Safari / Civilian  
4169 ccm**Eng. TD27 TI  
Eng. TD27 ETI**Pathfinder 2.7 TD  
Terrano 2.7 TDI  
Terrano II SLX TDI 2.7  
Urvan 2.7 TD  
2664 ccm  
92-96 kW (125-131 PS)96,00  
497-04  
98-07  
96-07  
95-002,50  
2,00  
3,00**799165-00-4**  
913 Nit S  
911 IW Cr  
947 EX Nit S

-

96,00

**959001-1**  
A=99  
L=160  
H=5  
C=105  
semi

-

**Eng. TD27 / T**Cabstar E 90.32  
Cabstar E 95.32  
Cabstar 2.7 TD  
Navara 2.7 D 4x4  
Patrol GR II 2.7 TD  
Pick Up 2.7 D  
Pick Up 2.7 TD / 4WD  
Pick Up II 2.7 TD 4WD  
Sani 2.7 TD / 4x4  
Terrano I 2.7 TD  
Terrano II SE TD 2.7  
Trade 2.7 TD  
Urvan 2.7 D  
2664 ccm  
58-66 kW (79-90 PS)96,00  
498-06  
02-04  
83-90  
87-01  
98-01  
87-98  
97-01  
87-96  
96-99  
89-96  
93-02  
98-04  
87-93

-

-

96,00

**959001-1**  
A=99  
L=160  
H=5  
C=105  
semi

-

**Eng. TD42**Patrol GR I 4.2 D  
Patrol GR IV 4.2 D 4x4  
Patrol GR V 4.2 D 4x4  
4169 ccm  
91 kW (123 PS)96,00  
688-97  
92-94  
98-03**Eng. TD42 T**Patrol GR II 4.2 TD  
Patrol GR V 4.2 D 4x4  
Patrol V 4.2 TDI 4WD  
4169 ccm  
102 kW (138 PS)97-  
99-07  
06-08**Eng. QD32**Datsun Pick up / Caravan / Terrano  
3153 ccm  
73 kW (100 PS)99,20  
42,50  
2,00  
3,00**798957-00-4**  
913 Cr \*  
911 IW Cr  
947 EX Nit S  
  
**798957-50-4**

-

99,20

-











-

-











99,70

-

-

 <b>MODEL / ENGINE</b>	YEAR	 <b>Dia.</b> <b>CYL</b>	 <b>VT</b> <b>MT</b>	 <b>GL</b> <b>BU</b>	 <b>Ø x L</b>	 <b>SM-REF</b>	 <b>SM-REF.</b>	 <b>Piston</b> <b>Dia.</b>	 <b>SM-REF.</b>	 <b>SM-REF.</b>
<b>NISSAN DIESEL</b>										
<b>Eng. QD32NA</b> Caravan / Datsun Truck Frontier 3200 ccm		<b>99,20</b> 4	45,4 - - 70 - -	33 x 77 T	2,50 2,00 3,00	<b>799167-00-4</b> 910 Nit S 911 IW Cr P 947 EX Nit S  <b>799167-50-4</b>	<b>809103-00-1</b>  RT  <b>809103-50-1</b>	99,20   99,70	-   -	-   -
<b>Eng. NE6</b> U.S.A. Spec 7000 ccm		<b>110,00</b> 6			3,00 2,50 4,00	<b>799122-00-1</b> 913 Cr S 911 IF Cr P 947 EX Nit S	-	110,00	-	-
<b>Eng. RD8</b> CW 50 / 51 / 52 / CD 52 Bus RA 50 / 51 / TWA 52 / WD 151 14313 ccm 257 kW (350 PS)  <b>Eng. RD10</b> CK60 / CW60 / CW61 WD23 / WD30 14313 ccm	72-	<b>135,00</b> V8  <b>135,00</b> V10			4,00 3,00 6,00	<b>799127-00-1</b> 910 Cr P * 911 IW Cr P 947 EX Cr P	-	135,00	-	-
<b>Eng. RD8T</b> Truck / CV56 14313 ccm		<b>135,00</b> V8 V10			4,00 3,00 6,00	<b>799128-00-1</b> 914 Cr * 911 IW Cr 947 EX Cr	-	135,00	-	-
<b>Eng. RD8T</b> Bus / DA50 / RA50 / R51 14313 ccm  <b>Eng. RD10T</b> Truck / Marine 17892 ccm		<b>135,00</b> V8			4,00 3,00 5,00	<b>799132-00-1</b> 914 Cr * 911 IW Cr P 947 EX Cr	-	135,00	-	-
<b>OPEL</b>										
<b>Combo 1.2i</b> <b>Corsa B 1.2i</b> Eng. X 12 SZ 1195 ccm 33 kW (45 PS)	94-01 94-00	<b>72,00</b> 4			1,50 1,50 3,00	<b>793501-00-4</b> 910 IF Cr * 911 947 EX Cr	-	72,00	-	-
<b>Combo Box Body</b> <b>Combo Tour 1.4 / CNG</b> <b>Estate 1.4</b> <b>Estate 1.4 CNG</b> Eng. 14 FC Euro 5 1368 ccm 88 kW (120 PS)	12- 12- 12- 12-	<b>72,00</b> 4			1,20 1,20 2,00	<b>792013-00-4</b> 910 CCL * 931 P 947 EX Cr *  <b>792013-20-4</b>	-   -	72,00   72,20	-   -	-   -



 MODEL / ENGINE	YEAR	 Dia. CYL		 KH GL VT MT BU		 Ø x L		 SM-REF	 SM-REF.	 Piston Dia.	 SM-REF.	 SM-REF.
<b>OPEL</b>												
<b>Combo 1.4</b> Eng. A 14 FP 1364 ccm 70 kW (95 PS)	12-	<b>72,00</b>						<b>792095-00-4</b>	-	72,00	-	-
		4				1,00	910 IF Nit S					
						1,20	931 P					
						2,00	3PC Nit P	<b>792095-40-4</b>	-	72,40	-	-
<b>Astra J 1.4 Turbo</b> <b>Astra J GTC 1.4</b> <b>Astra J 1.4 LPG</b> <b>Astra J Caravan 1.4 LPG</b> <b>Cascada 1.4 Turbo</b> <b>Corsa D 1.4</b> <b>Corsa E 1.4 Turbo</b> <b>Insignia A 1.4</b> <b>Insignia A 1.4 LPG</b> <b>Insignia A Sports T. 1.4</b> <b>Insignia A Sports T.1.4 LPG</b> <b>Meriva B 1.4</b> <b>Meriva B 1.4 LPG</b> <b>Mokka X 1.4 / LPG</b> <b>Mokka X 1.4 4x4</b> <b>Zafira Tourer C 1.4 / LPG</b> Eng. A 14 NEL / NET Euro 5 Eng. B 14 NEJ / NEL / NET Eu. 6 Eng. D 14 NET Euro 6 1364 ccm 74-110 kW (101-150 PS)	09-15	<b>72,50</b>	25,9	18				<b>791413-00-4</b>	<b>803527-00-1</b>	72,50	-	-
	11-	4	-	x	1,20	910 IF Nit S						
	12-15		-1,90/-2,10	48	1,20	931 P						
	11-15		-2,9	T	2,00	3PC Nit						
	13-18		44,2									
	12-14		-									
	14-19		MØ=58									
	11-17		-									
	12-17											
	11-13											
	12-13											
	10-17											
	11-17											
	13-											
	12-											
11-												
<b>Agila / Corsa 1.0i</b> Eng. X 10 XE / Z 10 XE 973 ccm 40-43 kW (54-58 PS)	97-	<b>72,50</b>						<b>793547-00-1</b>	-	72,50	-	-
		3			1,20	910 IF Nit S						
					1,50	931 P						
					2,00	3PC Cr						
<b>Agila / Astra / Corsa 1.2 16V</b> Eng. X 12 XE / Z 12 XE 1199 ccm 48-55 kW (65-75 PS)	98-	<b>72,50</b>						<b>793547-00-1</b>	-	72,50	-	-
		4			1,20	910 IF Nit S						
					1,50	931 P						
					2,00	3PC Cr						
<b>Agila / Corsa</b> Eng. Z 10 XEP 1000 ccm 44 kW (60 PS)	03-	<b>73,40</b>						<b>793556-00-1</b>	-	73,40	-	-
		3			1,20	910 Nit S						
					1,20	931 P						
					2,00	3PC Cr						
<b>Astra / Agila / Corsa</b> Eng. Z 12 XEP 1199 ccm 56 kW (75 PS)	04-	<b>73,40</b>										
		4										
<b>Astra / Corsa / Meriva</b> Eng. Z 14 XEP 1364 ccm 66 kW (90 PS)	01-											



MODEL / ENGINE

YEAR

Dia.  
CYL

SM-REF



SM-REF.

Piston  
Dia.



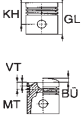





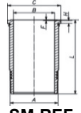

SM-REF.













SM-REF.

**OPEL**

<b>Ascona B 1.3 N/S</b>	79-81	<b>75,00</b>				<b>793512-00-4</b>	-	75,00	-	-
<b>Ascona C 1.3 N/S</b>	81-86	4			1,75	910 IF Cr S				
<b>Ascona C Hatch.1.3 N/S</b>	79-84				2,00	931 P				
<b>Kadett E 1.3 N</b>	84-89				4,00	3PC Cr				
<b>Kadett E Box 1.3 N</b>	84-89									
<b>Kadett E Combo 1.3N/S</b>	86-89					<b>793512-50-4</b>	-	75,50	-	-
<b>Kadett E Estate 1.3 N</b>	84-94									
<b>Kadett E Hatchb. 1.3 N</b>						<b>793512-10-4</b>	-	76,00	-	-
<b>Manta B 1.3 N/Cc 1.3 N</b>	79-80									
<b>Corsa A Box 1.3</b>	86-89									
<b>Corsa A Hatchb. 1.3/GL</b>	85-89									
<b>Corsa A TR 1.3 / GL</b>	85-87									
<b>Kadett E 1.3 N/S</b>	84-89									
<b>Kadett E Box 1.3 N</b>	84-89									
<b>Kadett E Hatchb. 1.3 N</b>	84-91									
<b>Kadett D 1.3 S/N</b>										
<b>Kadett D Estate 1.3 S</b>	79-84									
<b>Kadett E Convert. 1.3 S</b>	87-93									
<b>Kadett E Estate 1.3 N</b>	85-87									
<b>Kadett E Hatchb. 1.3 S</b>	84-87									
<b>Kadett E 1.3i CAT</b>										
<b>Kadett E Estate / Hatchback 1.3 i CAT</b>										
<b>Manta B 1.3 S</b>	81-86									
<b>Manta B Cc 1.3 S</b>	79-86									
Eng. 13 N / 13 NB KAT										
Eng. 13S / 13 SB / C13 N										
1297 ccm										
50-55 kW (68-75 PS)										
<b>Ascona / Corsa Kadett / Manta</b>	79-90	<b>75,00</b>	35,8	20		<b>793528-00-4</b>	<b>803504-00-1</b>	75,00	-	-
1297 ccm		4	-	x	1,50	910 IF Cr				
44 kW (60 PS)			-4,4	65	1,50	911 P				
			-6,8		4,00	3PC Cr				
			62,4							
<b>Corsa / Kadett</b>	86-90		35,5			<b>793528-50-4</b>	<b>803504-50-1</b>	75,50	-	-
Eng. C 1.3 N			-							
1297 ccm			-4,4							
44-55 kW (60-75 PS)			-6,8							
			62,1							
<b>Ascona B 1.3 N/S</b>	79-81	<b>75,00</b>				<b>793546-00-4</b>	-	75,00	-	-
<b>Ascona C 1.3 N/S</b>	81-88	4			1,50	910 IF Cr S P				
<b>Ascona C Hatchback 1.3 N</b>	81-86				1,50	931 P				
<b>Corsa A Hatchback 1.3 GL</b>	82-93				3,00	3PC Cr P				
<b>Corsa A TR 1.3 GL</b>	82-93									
<b>Kadett D 1.3 N/S</b>	79-84									
<b>Kadett D Estate 1.3 N/S</b>	79-84									
<b>Kadett E 1.3 N/S</b>	84-89									
<b>Kadett E Box 1.3 N</b>	84-89									
<b>Kadett E Combo 1.3 N/S</b>	86-89									
<b>Kadett E Convertible 1.3 S</b>	87-93									
<b>Kadett E Estate 1.3 / N/S</b>	84-91									
<b>Kadett E Hatchback 1.3 N/S</b>	84-91									
<b>Manta B 1.3 S</b>	81-86									
<b>Manta B 1.3 N / BCc 1.3 N/S</b>	79-80									
Eng. 13N / 13S										
1297 ccm										
39-55 kW (53-75 PS)										

 <b>MODEL / ENGINE</b>	<b>YEAR</b>	 <b>Dia.</b> <b>CYL</b>		 $\varnothing \times L$		 <b>SM-REF</b>	 <b>SM-REF.</b>	 <b>Piston</b> <b>Dia.</b>	 <b>SM-REF.</b>	 <b>SM-REF.</b>
<b>OPEL</b>  <b>Kadett</b> Eng. A15MF 1498 ccm 51-60 kW (70-90 PS)	90-	<b>76,50</b> 4			1,50 1,50 3,00	<b>793548-00-4</b> 910 IF Cr S 931 P 3PC Cr  <b>793548-25-4</b>  <b>793548-50-4</b>  <b>793548-75-4</b>  <b>793548-10-4</b>	-     -    -	76,50     76,75  77,00  77,25  77,50	-     -    -	-     -    -
<b>Corsa Kadett</b> Eng. 1.2 S 40 kW (55 PS)	82-92 83-85	<b>77,60</b> 4	35,8 - -4,4/-4,4 -4,3 65  35,5 - -4,4/-4,4 -4,3 64,7	20 x 65	1,50 1,50 3,00	<b>793526-00-4</b> 910 Cr * 931 P 947 EX Cr  <b>793526-50-4</b>	<b>803506-00-1</b>     <b>803506-50-1</b>	77,60     78,10	-     -    -	-     -    -
<b>Astra F / Estate 1.4 i</b> <b>Astra F Hatchback 1.4 i</b> <b>Astra F Van 1.4 i</b> <b>Combo 1.4</b> <b>Corsa A Hatchback 1.4i</b> <b>Corsa A TR 1.4 i</b> <b>Corsa B 1.4 i</b> <b>Kadett E / Box 1.4 i</b> <b>Kadett E Combo 1.4 i</b> <b>Kadett E Convert. 1.4 i</b> <b>Kadett E Estate / Hatchback 1.4 i</b> Eng. C 14 NZ 1396 ccm 44 kW (60 PS)	91-98 92-98 91-99 94-01 90-93 89-93 93-00 90-91 91-94 90-91	<b>77,60</b> 4	32,05 - - -3,4 59  31,75  - -3,4 58,7	18 x 55	1,50 1,50 3,00	<b>793526-00-4</b> 910 IF Cr * 931 P 947 EX Cr  <b>793526-50-4</b>	<b>803507-00-1</b>     <b>803507-50-1</b>	77,60     78,10	-     -    -	-     -    -
<b>Astra F / Convertible / Estate / Hatchb. 1.4 Si</b> <b>Combo 1.4</b> <b>Corsa A Hatchback 1.4</b> <b>Corsa B 1.4 Si</b> <b>Kadett E Hatchback 1.4</b> Eng. C 14 SE 1396 ccm 60 kW (82 PS)	92-01  94-01 91-93 93-00 89-91	<b>77,60</b> 4	32,05 - - -2,6 59  31,75 - -2,6 58,7	18 x 55	1,50 1,50 3,00	<b>793526-00-4</b> 910 IF Cr * 931 P 947 EX Cr  <b>793526-50-4</b>	<b>803508-00-1</b>     <b>803508-50-1</b>	77,60     78,10	-     -    -	-     -    -

 <b>MODEL / ENGINE</b>	<b>YEAR</b>	 <b>Dia.</b> <b>CYL</b>	 <b>VT</b> <b>MT</b>	 <b>Ø x L</b>		 <b>SM-REF</b>	 <b>SM-REF.</b>	 <b>Piston</b> <b>Dia.</b>	 <b>SM-REF.</b>	 <b>SM-REF.</b>
<b>OPEL</b>										
<b>Astra F 1.4 i 16V</b>	96-98	<b>77,60</b>	32,05	18		<b>793526-00-4</b>	<b>803512-00-1</b>	77,60	-	-
<b>Astra F Classic Hatchb.</b>	98-00	4	1	x	1,50	910 IF Cr *				
<b>Astra F Convertible / Estate / Hatchback 1.4</b>	96-04		-0,57	55	1,50	931 P				
<b>Astra G Estate/ Hatchb./ Saloon 1.4 16V</b>	98-05		57,05		3,00	947 EX Cr				
<b>Combo 1.4 16V</b>	99-01					<b>793526-50-4</b>	<b>803512-50-1</b>	78,10	-	-
<b>Corsa B 1.4 i 16V</b>	94-00									
<b>Tigra 1.4 16V</b>	94-00									
Eng. X 14 XE 1389 ccm 66 kW (90 PS)										
<b>Astra G 1.4 LPG</b>	98-05	<b>77,60</b>				<sup>*NEW</sup> <b>793557-00-4</b>	-	77,60	-	-
<b>Astra G CC 1.4 LPG</b>	98-05	4			1,20	910 Nit S				
<b>Astra-G 1.4</b>	98-05				1,50	931 P				
<b>Astra-G Classic 1.4 16V</b>	04-09				2,00	3PC Cr				
<b>Corsa Classic 1.4</b>	00-01									
<b>Corsa Utility 1.4</b>	00-10									
<b>Corsa-C 1.4</b>	00-09									
<b>Transporter Astra G 1.4</b>	98-05									
Eng. Z 14 XE Euro 4 1389 ccm 66 kW (90 PS)										
<b>Corsa B 1.6 GSI 16V</b>	93-00	<b>79,00</b>	28	18		<b>793551-00-4</b>	<b>803515-00-1</b>	79,00	-	-
<b>Corsa B 1.6 i 16V</b>	94-00	4	-	x	1,20	910 Cr S				
<b>Tigra 1.6 16V</b>	94-98		-2,27	55	1,50	931 P				
Eng. X 16 XE Eng. C 16 XE (Ecotec) 1598 ccm 78-80 kW (106-109 PS)			-0,8 48	S	2,50	3PC Cr P				
<b>Astra F 1.6 i 16V</b>	94-98					<b>793551-50-4</b>	<b>803515-50-1</b>	79,50	-	-
<b>Astra F Classic Estate / Hatchback / Saloon 1.6i 16V</b>	98-05					<b>793551-10-4</b>	-	80,00	-	-
<b>Astra F Estate / Hatchback 1.6 i 16V</b>	94-98									
<b>Astra G Estate / Hatchback / Saloon Vectra B 1.6 i 16V</b>	98-05									
<b>Vectra B 1.6 i 16V</b>	95-02									
<b>Vectra B Estate / Hatchback 1.6 i 16V</b>	95-02									
<b>Zafira 1.6 16V</b>	99-05									
Eng. X 16 XEL 1598 ccm 74-78 kW (100-106 PS)										
<b>Ascona / Kadett Astra / Corsa Vectra 1.6</b>	94-	<b>79,00</b>				<b>793558-00-4</b>	-	79,00	-	-
Eng. X 16 XE / XEL Eng. Y 16 XE Eng. Z 16 SE / XE 1598 ccm 55-74 kW (75-101 PS)		4			1,20 1,50 2,00	910 Cr S 931 P 3PC Cr				
						<b>793558-50-4</b>	-	79,50	-	-
						<b>793558-10-4</b>	-	80,00	-	-



MODEL / ENGINE

YEAR

Dia.  
CYLVT  
MT

Ø x L



SM-REF



SM-REF.

Piston  
Dia.

SM-REF.



SM-REF.

**OPEL**

<b>Astra Mk III 1.6 i</b>	94-98	<b>79,00</b>	28	18		<b>793538-00-4</b>	<b>803511-00-1</b>	79,00	-	-
<b>Cavalier Mk III 1.6 i</b>	93-95	4	0,4	x	1,20	910 Cr S				
<b>Hatchback 1.6 i</b>			-	55	1,50	931 P				
Eng. X 16 SZ			-2,7		3,00	3PC Cr P				
1598 ccm			48,4							
52 kW (71 PS)						<b>793538-25-4</b>	-	79,25	-	-
<b>Astra Mk III / IV 1.6 i</b>						<b>793538-50-4</b>	<b>803511-50-1</b>	79,50	-	-
<b>Vectra 1.6 i</b>	95-00					<b>793538-10-4</b>	<b>803511-10-1</b>	80,00	-	-
Eng. S 16 SZR										
1598 ccm										
55 kW (75 PS)										
<b>Astra G Convertible 1.6</b>	03-05	<b>79,00</b>	26,73	18		<b>793559-00-4</b>	<b>803514-00-1</b>	79,00	-	-
<b>Astra G Coupe 1.6 16V</b>	00-05	4	-	x	1,20	910 Cr S				
<b>Astra G Estate 1.6</b>	02-09		-	52	1,20	931 P				
<b>Astra G Hatchback 1.6</b>	02-09		-		2,00	3PC Cr				
<b>Astra G Saloon 1.6</b>	02-05		-							
<b>Astra H 1.6</b>	04-		48,73			<b>793559-50-4</b>	<b>803514-50-1</b>	79,50	-	-
<b>Astra H Estate 1.6</b>	04-		-							
<b>Astra GTC 1.6</b>	05-		-			<b>793559-10-4</b>	-	80,00	-	-
<b>Astra TwinTop 1.6</b>	05-		-							
<b>Astra H Van 1.6</b>	04									
<b>Meriva 1.6</b>	06-10									
<b>Vectra C 1.6</b>										
<b>Vectra C Estate 1.6</b>	06-									
<b>Vectra C Gts 1.6</b>										
<b>Zafira B 1.6</b>	05-									
<b>Meriva</b>										
Eng. Z 16 XEP										
1598 ccm										
74-77 kW (101-105 PS)										
<b>Astra H 1.6</b>	06-									
<b>Astra H Estate 1.6</b>	06-									
<b>Astra H Estate 1.6 LPG</b>	09-									
<b>Astra H GTC 1.6</b>										
<b>Astra H Saloon 1.6</b>	07-									
<b>Astra H TwinTop 1.6</b>	06-									
<b>Zafira B 1.6</b>	08-									
Eng. Z 16 XER										
1598 ccm										
85 kW (116 PS)										
<b>Zafira</b>	03-	<b>79,00</b>				<b>793568-00-4</b>	-	79,00	-	-
Eng. Z 16 YNG		4			1,50	910 IF Cr S				
1598 ccm					1,50	931 P				
55-74 kW (75-101 PS)					2,50	3PC Cr P				
						<b>793568-50-4</b>	-	79,50	-	-
						<b>793568-10-4</b>	-	80,00	-	-



MODEL / ENGINE

YEAR

Dia.  
CYLVT  
MT

Ø x L



SM-REF



SM-REF.

Piston  
Dia.

SM-REF.



SM-REF.

**OPEL**

**Astra GTC 1.6 SIDI**  
**Astra 1.6 SIDI**  
**Astra 1.6 Turbo**  
**Astra Sports Tourer 1.6 Tu.**  
**Cascada 1.6**  
**Cascada 1.6 SIDI**  
**Zafira Tourer 1.6 SIDI**  
Eng. A 16 SHT / B 16 SHT Euro5  
Eng. A 16 XHT Euro 5  
Eng. B 16 SHL  
1598 ccm  
125-147 kW (170-200 PS)

13-  
12-  
15-  
15-  
13-  
13-  
12-

**79,00**  
4

1,20  
1,20  
2,00

**793511-00-4**  
910 Nit S  
931 P  
3PC Nit

79,00

**Ascona C 1.6**  
**Ascona C Hatchb. 1.6**  
Eng. 16 N  
1598 ccm  
55 kW (75 PS)

81-87  
81-88

**80,00**  
4

1,50  
1,75  
4,00

**793529-00-4**  
910 IF Cr \*  
911 IF U P  
3PC Cr

80,00

**Ascona C 1.6 S**  
**Ascona C Hatchb. 1.6 S**  
**Kadett D 1.6 S**  
**Kadett D Estate 1.6 S**  
**Kadett E 1.6 S**  
**Kadett E Estate 1.6 S**  
**Kadett E Hatchb. 1.6 S**  
Eng. 16 SH  
1598 ccm  
66 kW (89 PS)

81-86  
81-86  
81-94  
81-84  
84-86  
84-86

**793529-50-4**

80,50

**Vectra 1.6 LZZ**  
(spec. version for Egypt)

96-99

**80,00**  
4

33,65  
-  
-  
-2,9  
57,65

21  
x  
53

1,50  
1,50  
3,00

**793570-00-4**  
910 IF Cr \*  
911 IF P  
947 EX

**803500-00-1**

80,00

**793570-50-4**

**803500-50-1**

80,50

**Astra G / Vectra B**  
**Zafira A 1.8i 16V**  
Eng. X 18 XE 1  
**Astra G / Vectra B**  
**Vectra C 1.8i 16V**  
Eng. Z 18 XEL  
1796 ccm  
81-85 kW (110-116 PS)

97-00

**80,50**  
4

1,20  
1,20  
2,00

**793549-00-4**  
910 Nit S  
931 P  
3PC Nit

80,50

**Astra G / Astra H**  
**Astra H 1.8i 16V**  
**Corsa C / Meriva A**  
**Signum / Tigra B**  
**Vectra B / Vectra C**  
**Vectra C 1.8 i**  
**Zafira A 1.8i 16V**  
**Zafira B 1.8i**  
Eng. Z 18 XE / XER  
1796 ccm  
90-103 kW (122-140 PS)

01-04  
01-  
  
00-  
04-  
  
06-  
05-

**793549-50-4**

81,00



MODEL / ENGINE

YEAR

Dia.  
CYLVT  
MT

Ø x L



SM-REF



SM-REF.

Piston  
Dia.

SM-REF.



SM-REF.

**OPEL****Astra / Calibra****Vectra 1.8**

Eng. C 18 XE / C 18 XEL

Eng. X 18 XE

1796 ccm

85-92 kW (115-125 PS)

93-01

**81,60**  
41,50  
1,50  
3,00**793541-00-2**  
910 IF Cr P S  
931 P  
3PC Cr

-

81,60

-

-

**Calibra / Omega****Vectra 2.5i**

Eng. C 25 XE / X 25 XE

2498 ccm

125 kW (170 PS)

93-00

**81,60****793541-50-2**

-

82,10

-

-

**Vivaro 2.0**

Eng. F4R 720

1998 ccm

88 kW (120 PS)

01-

**82,70**  
41,20  
1,50  
2,00**791143-00-4**  
910 IF Nit S  
931 P  
3PC Nit

-

82,70

-

-

**791143-25-4**

-

82,95

-

-

**791143-50-4**

-

83,20

-

-

**Omega B 2.6****Vectra B 2.6 i****Vectra B CC 2.6 i**

Eng. Y 26 SE

2597 ccm

132 kW (180 PS)

00-03

**83,20****793561-00-6**

-

83,20

-

-

00-02

6

1,20

910 IF Nit S

00-03

1,50

931 P

3,00

3PC Nit



MODEL / ENGINE

YEAR

Dia.  
CYLVT  
MT

Ø x L



SM-REF



SM-REF.

Piston  
Dia.

SM-REF.



SM-REF.

**OPEL**

<b>Ascona C 1.8 E</b>	85-86	<b>84,80</b>				<b>793534-00-4</b>	-	84,80	-	-
<b>Ascona C Hatchb. 1.8 E</b>	85-86	4			1,50	910 IF Cr P S				
<b>Ascona C 1.8i</b>	82-86				1,50	931 P				
<b>Ascona C Hatchb. 1.8i</b>	82-86				3,00	3PC Cr				
<b>Astra F 1.8i</b>	92-98									
<b>Astra F Estate / Hatchb. 1.8</b>	91-93					<b>793534-50-4</b>	-	85,30	-	-
<b>Astra F Estate 1.8i</b>	91-98									
<b>Astra F Hatchb. 1.8i</b>										
<b>Kadett D 1.8 GT/E</b>	83-84									
<b>Kadett E 1.8</b>	87-90									
<b>Kadett E Hatch. 1.8 GSI</b>										
<b>Kadett E 1.8i</b>	90-91									
<b>Kadett E Box / Estate 1.8i</b>	84-92									
<b>Kadett E Hatchb. 1.8i</b>										
<b>Manta B / CC 1.8 S</b>	82-87									
<b>Omega A 1.8 S</b>	86-94									
<b>Omega A Estate 1.8 S</b>	86-94									
<b>Rekord E 1.8 S</b>	82-86									
<b>Rekord E Estate 1.8 S</b>	82-86									
<b>Vectra A 1.8 S</b>	89-90									
<b>Vectra A 1.8i CAT</b>	90-95									
<b>Vectra A Hatchb. 1.8i</b>										
Eng. 18 SV / 18 NZ / 18 SEH										
Eng. 18 SE / E / S										
Eng. C 18 NE C 18 NT										
1796 ccm										
65-85 kW (88-116 PS)										
<b>Ascona C 1.8</b>	85-88									
<b>Ascona C Hatchb. 1.8</b>	85-88									
<b>Kadett E 1.8 S</b>	87-91									
<b>Kadett E Estate 1.8 S</b>	87-91									
<b>Kadett E Hatchb. 1.8 S</b>	87-91									
<b>Kadett E Hatchb. 1.8i</b>	85-91									
<b>Omega A 1.8</b>	87-94									
<b>Omega A Estate 1.8 N</b>	87-94									
<b>Omega A 1.8 N</b>	86-87									
<b>Omega A Estate 1.8 N</b>	86-87									
<b>Vectra A 1.8 S / 4x4</b>	88-89									
<b>Vectra A Hatchb. 1.8 S</b>	88-89									
Eng. 18 NV / E 18 NVR										
Eng. E 18NV / S 18 NV										
1796 ccm										
60-74 kW (82-101 PS)										





MODEL / ENGINE

YEAR

Dia.  
CYLVT  
MT

Ø x L



SM-REF.



SM-REF.



SM-REF.

Piston  
Dia.

SM-REF.



SM-REF.

**OPEL**

<b>Ascona C 2.0i</b>	86-88	<b>86,00</b>				<b>793535-00-4</b>	-	86,00	-	-
<b>Ascona C Hatchb. 2.0i</b>	86-88	4			1,50	910 IF Nit S				
<b>Kadett E 2.0i</b>	87-91				1,50	931 P				
<b>Kadett E Convert. 2.0i</b>	86-93				3,00	3PC Cr P				
<b>Kadett E Estate 2.0i</b>	87-91									
<b>Kadett E Hatchb. 2.0</b>	86-91					<b>793535-50-4</b>	-	86,50	-	-
<b>Vectra A 2.0i / 4x4</b>	88-90									
<b>Vectra A Hatchb. 2.0i</b>	88-90									
Eng. 20 NE										
<b>Omega A 2.0 / Estate</b>	86-94									
<b>Omega B 2.0</b>	94-00									
Eng. 20 SE										
<b>Ascona C 2.0i GT</b>	87-88									
<b>Ascona C Hatchb. 2.0i</b>										
<b>Kadett E Hatchb. 2.0</b>	86-91									
<b>Vectra A 2.0i / 4x4</b>	88-92									
<b>Vectra A Hatchb. 2.0i</b>	88-95									
Eng. 20 SEH										
<b>Kadett E Convertible 2.0</b>	90-92									
Eng. 20 SER										
<b>Kadett E Hatchb. 2.0</b>	87-91									
Eng. 20 XE										
<b>Calibra A 2.0i Turbo 4x4</b>	92-97									
<b>Vectra A 2.0i Turbo 4x4</b>	94-95									
Eng. C 20 LET										
<b>Ascona C 2.0i CAT</b>	86-88									
<b>Ascona C Hatchb. 2.0i</b>										
<b>Astra F 2.0i</b>	92-98									
<b>Astra F Convertible 2.0i</b>	93-94									
<b>Astra F Estate 2.0i</b>	91-94									
<b>Astra F Hatchb. 2.0i</b>	91-98									
<b>Calibra A 2.0i / 4x4</b>	90-97									
<b>Frontera A Sport 2.0i</b>	92-98									
<b>Kadett E 2.0i CAT</b>	87-91									
<b>Kadett E Convert. 2.0i</b>	86-93									
<b>Kadett E Estate 2.0i</b>	87-91									
<b>Kadett E Hatchb. 2.0</b>	86-91									
<b>Omega A / Estate 2.0i</b>	86-94									
<b>Vectra A 2.0i CAT / 4x4</b>	89-95									
<b>Vectra A Hatchb. 2.0 i</b>										
Eng. 20 NE										
<b>Astra F Estate 2.0i</b>	93-98									
<b>Astra F Hatchb. 2.0 GSI</b>	91-98									
<b>Calibra A 2.0i / 4x4</b>	90-94									
<b>Kadett E Hatchb.2.0GSI</b>	88-91									
<b>Vectra A 2000/GT 4x4</b>	90-95									
<b>Vectra A Hatchb. 2.0</b>	89-95									
Eng. C 20 XE										
1998 ccm										
85-150 kW (115-204 PS)										
<b>Omega B 3.0</b>	94-01									
<b>Omega B Estate 3.0</b>	94-01									
<b>Sintra 3.0i</b>	96-99									
2962ccm										
155 kW (211 PS)										
<b>Astra / Calibra</b>	94-97	<b>86,00</b>	30,4	21		<b>793535-00-4</b>	<b>803516-00-1</b>	86,00	-	-
<b>Omega / Vectra</b>	94-00	4	-	x	1,50	910 IF Nit S				
Eng. C 20 XEV			-2	61,5	1,50	931 P				
1998 ccm			-3,16		3,00	3PC Cr P				
82-100 kW (112-136 PS)			55,4			<b>793535-50-4</b>	<b>803516-50-1</b>	86,50	-	-



MODEL / ENGINE

YEAR

Dia.  
CYL

Ø x L



SM-REF



SM-REF.

Piston  
Dia.

SM-REF.



SM-REF.

**OPEL****Astra  
Speedster  
Zafira**Eng. Y 20 LET / Z 20 LER  
Eng. Z 20 LET  
1998 ccm  
140-147 kW (190-200 PS)00-  
03-  
02-**86,00**  
41,20  
1,50  
2,50**793562-00-4**  
910 Nit S  
931 P  
3PC Cr

-

86,00

-

-

**Frontera  
Omega  
Speedster**Eng. Y 22 SE / Y 22 XE  
Eng. Z 22 SE / Z 22 XE  
2198 ccm  
100 -108 kW (136-147 PS)97-03  
99-03  
00-**793562-50-4**

-

86,50

-

-

**Astra-J 2.0 GTC  
Insignia 2.0 E85 Turbo  
Insignia 2.0 Turbo  
Insignia A Country Tourer  
2.0 Turbo 4x4**Eng. A 20 NFT  
Eng. A 20 NHT Euro 5  
Eng. B 20 NHT Euro 6  
1998 ccm  
162 kW (220 PS)12-  
10-17  
08-17  
13-17**86,00**  
41,20  
1,50  
2,00**793504-00-4**  
910 Nit S  
931 P  
947 EX Nit S

-

86,00

-

-

**Kadett / Rekord  
Rekord**Eng. 1.7 S/L  
1698 ccm  
55-61 kW (75-83 PS)65-71  
72-74**88,00**  
42,00  
2,00  
5,00**793516-00-4**  
910 Cr P \*  
911 IF  
948 EX P

-

88,00

-

-

**OPEL DIESEL****Eng. Z 13 DT  
Eng. Y 13 DT Euro 3/4**Agila 1.3 CDTI  
Combo 1.3 CDTI 16V  
Combo 1.3 CDTI 16V  
Corsa C 1.3 CDTI  
Corsa C 1.3 CDTI 16V  
Meriva A 1.3 CDTI  
Tigra 1.3 CDTI  
Zafira B 1.3 CDTI 16V  
1248 ccm  
51-59 kW (70-80 PS)03-07  
05-  
04-11  
03-09  
05-06  
05-10  
04-10  
05-**69,60**  
440,43  
-  
-12,4  
63,43  
-  
MØ=37  
-23  
x  
562,00  
1,50  
2,00**792096-00-4**  
910 Cr \*  
911 P  
947 EX Nit S**802021-00-1**

RT

69,60

-










-











**792096-40-4****802021-40-1**

70,00

-

-

 <b>MODEL / ENGINE</b>	<b>YEAR</b>	 <b>Dia.</b> <b>CYL</b>	 <b>VT</b> <b>MT</b>	 <b>Ø x L</b>		 <b>SM-REF</b>	 <b>SM-REF.</b>	 <b>Piston</b> <b>Dia.</b>	 <b>SM-REF.</b>	 <b>SM-REF.</b>
<b>OPEL DIESEL</b>										
<b>Eng. Z 13 DT Euro 4</b>		<b>69,60</b>	40,43	23		<b>792096-00-4</b>	<b>802041-00-1</b>	69,60	-	-
Agila 1.3 CDTI	03-07	4	-	x	2,00	910 Cr *				
Combo 1.3 CDTI 16V	05-		0,90/-1,15	55	1,50	911 P	RT / KK			
Combo Tour 1.3 CDTI 16V	04-11		-12,4	T	2,00	947 EX Nit S				
Corsa C 1.3 CDTI 16V	05-06		62,43							
Meriva A 1.3 CDTI	05-10		-			<b>792096-40-4</b>	<b>802041-40-1</b>	70,00	-	-
Tigra TwinTop 1.3 CDTI	04-10		-							
Zafira B 1.3 CDTI 16V	05-		MØ=38							
1248 ccm			-							
51 kW (70 PS)										
<b>Eng. Z 13 DTH Euro 4</b>										
Astra H 1.3 CDTI	05-10									
Astra H Classic 1.3 CDTI	09-									
Astra H GTC 1.3 CDTI	05-10									
Corsa D 1.3 CDTI	06-11									
Zafira B 1.3 CDTI 16V	05-									
1248 ccm										
66-74 kW (90-101 PS)										
<b>Eng. A 13 DTE</b>		<b>69,60</b>				<b>792071-00-4</b>	-	69,60	-	-
<b>Eng. A 13 DTC/DTR Euro 5</b>		4			1,50	910 CCL *				
<b>Eng. A 13 FD Euro 5</b>					1,50	911 P				
<b>Eng. B 13 DTE / DTR</b>					2,00	947 EX Nit S				
<b>Eng. Z 13 DTE Euro 4</b>						<b>792071-40-4</b>	-	70,00	-	-
Astra J 1.3 CDTI	09-15									
Combo 1.3 CDTI	15-					<b>792071-60-4</b>	-	70,20	-	-
Corsa D 1.3 CDTI	06-14									
Corsa E 1.3 CDTI	14-									
Meriva B 1.3 CDTI	10-14									
1248 ccm										
55-70 kW (75-95 PS)										
<b>Eng. B 16 DTH (DV6FC)</b>		<b>75,00</b>				<sup>NEW</sup> <b>792115-00-4</b>	-	75,00	-	-
Crossland / X 1.6 Turbo	17-	4			2,00	913 CCL P *				
Grandland / Grandland X	17-				1,95	931 P TUC				
1560 ccm					2,00	947 EX Nit S				
85-88 kW (116-120 PS)										
<b>Eng. 15 D (4EC1)</b>	88-	<b>76,00</b>				<b>793503-00-4</b>	-	76,00	-	-
<b>Eng. 15 DT (T4EC1)</b>		4			2,00	910 Cr *				
<b>Eng. X 15 DT (T4EC1)</b>					1,50	911 P				
Corsa A Box 1.5 D	87-89				3,00	947 EX Cr				
Corsa A Hatchb. 1.5 D / TD	87-93									
Corsa A TR 1.5 D / TD	87-92									
Corsa B 1.5 D / TD	93-00									
Kadett E 1.5 TD	88-91									
Kadett E Estate 1.5 TD	88-91									
Kadett E Hatchb. 1.5 TD										
1488 ccm										
37-49 kW (50-67 PS)										
<b>Eng. TC 4 EE 1</b>	92-	<b>79,00</b>	39,7	27		<b>793540-00-4</b>	<b>803540-00-1</b>	79,00	-	-
<b>Eng. X 17 DT</b>	92-	4	-	x	2,00	910 IF Cr *				
Astra / Vectra			-1,2	63,5	1,50	930 P	RT			
1700 ccm			-1,9		3,00	947 EX Cr				
60 kW (82 PS)			69,6			<b>793540-50-4</b>	-	79,50	-	-
						<b>793540-10-4</b>	-	80,00	-	-

 <b>MODEL / ENGINE</b>	YEAR	 <b>Dia.</b> <b>CYL</b>	 KH GL VT BU MT	 $\varnothing \times L$		 <b>SM-REF</b>	 <b>SM-REF.</b>	 <b>Piston</b> <b>Dia.</b>	 <b>SM-REF.</b>	 <b>SM-REF.</b>
<b>OPEL DIESEL</b>  <b>Eng. A 16 FDH / A 16 FDL</b> Combo 1.6 CDTI 1598 ccm 66-74 kW (90-110 PS)	12-	79,50 4			1,50 1,50 2,00	792087-00-4 910 CCL * 931 P 947 EX Cr *	-	79,50	-	-
<b>Eng. 16 D / D16 DA</b> Ascona C 1.6 D Ascona C Hatchb. 1.6 D Kadett D 1.6 D / Estate 1.6 D Kadett E 1.6 D Kadett E Box 1.6 D Kadett Estate 1.6 D Kadett E Hatchb. 1.6 D Kadett E Combo 1.6 D Kadett E Estate 1.6 D 1598 ccm 40 kW (54 PS)	82-88 82-84 82-89 84-89 84-88 84-89 86-89 84-89	80,00 4			2,00 2,00 3,00	793530-00-4 910 Cr * 911 P 947 EX Cr  793530-50-4	-  -	80,00  80,50	953510-4 A=83 L=143,5 H=4,5 C=84,9 semi	-  -
<b>Eng. F8Q 600 / F8Q 606</b> Arena Box 1.9 D Arena Combi 1.9 D 1870 ccm 44 kW (60 PS)	98-01 98-01									
<b>Eng. M51 D25 WA</b> <b>Eng. U25 TD / X25 DT/TD</b> Omega 2.5 D Omega B 2.5 TD 2497 ccm 85-105 kW (115-146 PS)	94-97 94-03	80,00 6			3,00 1,75 3,00	790701-00-2 914 Cr * 911 IF U P 947 EX Cr  790701-50-2	-  -	80,00  80,50	-  -	-  -
<b>Eng. F8Q 600 / 606</b> Arena Box 1.9 D Arena Combi 1.9 D 1870 ccm 44 kW (60 PS)	98-01	80,00 4			2,00 2,00 3,00	793829-00-4 910 Cr * 911 IF U 947 EX Cr  793829-50-4	-  -	80,00  80,50	-  -	-  -
<b>Eng. R9M 408 Euro 5</b> <b>Eng. R9M 413 / 450 / 452</b> Vivaro B 1.6 CDTI 1598 ccm 66-107 kW (90-146 PS)	16-	80,01 4	46 - -0,35/0,45 -12,3 70,5 - MØ=46,5 -	30 x 60 T	2,00 1,75 2,00	793822-00-4 913 Nit S PVD 911 IF U P 947 EX Nit S  793822-50-4	*NEW* 803803-00-1 RT / KK  *NEW* 803803-50-1	80,01  80,51	-  -	-  -
<b>Eng. F9Q</b> Vivaro / Movano 1.9 DTI 1870 ccm 58-74 kW (79-101 PS)	01-	80,00 4	47,06 - -17,8 77,4 MØ=38	28 x 60 T	2,50 2,00 3,00	793843-00-4 910 IF Cr * 911 IF U 947 EX Cr  793843-50-4	803823-00-1 RT / AK  803823-50-1	80,00  80,51	-  -	-  -



MODEL / ENGINE

YEAR



Dia.  
CYL



SM-REF



SM-REF.



Piston  
Dia.



SM-REF.



SM-REF.

**OPEL DIESEL**

**Eng. Z 19 DTH  
Eng. Z 19 DTJ**

Astra / Signum / Vectra  
Zafira 1.9 CDTI  
1910 ccm  
88-110 kW (120-150 PS)

04-

**82,00**  
4

2,00  
2,00  
2,00

**793569-00-4**  
910 Cr \*  
911 IF U P  
947 EX Nit S

-

82,00

-

-

**Eng. Z 19 DT  
Eng. Z 19 DTL Euro 4**

Astra-H 1.9 CDTI  
Signum 1.9 CDTI  
Vectra-C 1.9 CDTI  
Zafira-B 1.9 CDTI  
1910 ccm  
74-88 kW (101-120 PS)

04-  
04-  
04-  
05-

**82,00**  
4

46,5  
-  
-0,5  
-17,5  
72,5  
-  
MØ=37,5  
-

26  
x  
61

2,00  
2,00  
2,00

**792098-00-4**  
910 Cr \*  
931 P  
947 EX Nit S

**802023-00-1**

RT

82,00

-

-

**802023-40-1**

82,40

-

-

**792098-40-4**

**Eng. 17 D / 17 DR**

Astra F 1.7 D / Estate 1.7 D  
Astra F Hatchback 1.7 D  
Astra F Van 1.7 D  
Kadett E 1.7 D / Box 1.7 D  
Kadett E Combo 1.7 D  
Kadett E Estate 1.7 D  
Kadett E Hatchback 1.7 D  
Vectra A 1.7 D  
Vectra A Hatchback 1.7 D  
1699 ccm  
42-50 kW (57-68 PS)

91-98  
  
92-99  
89-92  
89-94  
89-91  
  
88-92  
88-92

**82,50**  
4

44,95  
-  
-1,6  
-2,6  
72,95

26  
x  
65

2,00  
2,00  
3,00

**793533-00-4**  
910 Cr \*  
911 P  
947 EX Cr

**803509-00-1**

RT / HA

82,50

**953509-4**  
A=85,5  
L=143,5  
H=4,5  
C=87,4  
semi

-

**803509-50-1**

83,00

-

-

**793533-50-4**

-

83,50

-

-

**793533-10-4**

**Eng. X 17 DTL**

Astra F 1.7 D / TD  
Astra F Classic Hatchb. 1.7 TD  
Astra F Estate 1.7 D / TD  
Astra F Hatchb. 1.7 D / TD  
Astra F Van 1.7 TD  
Astra G Box 1.7 TD  
Astra G Estate 1.7 TD  
Astra G Hatchb. 1.7 TD  
Astra G Saloon 1.7 TD  
1699 ccm  
50 kW (68 PS)

94-98  
98-00  
94-98  
94-98  
94-99  
99-05  
98-00  
98-00  
98-00

**82,50**  
4

2,00  
2,00  
3,00

**793533-00-4**  
910 Cr \*  
911 P  
947 EX Cr

-

82,50

-

-

-

83,00

-

-

-

83,50

-

-

**793533-10-4**

**Eng. Z 20 DM  
Eng. Z 20 DMH  
Eng. Z 20 S**

Antara A 2.0 CDTI  
Antara A 2.0 CDTI 4x4  
1991 ccm  
93-110 kW (127-150 PS)

06-11  
06-11

**83,00**  
4

46,3  
-  
-  
-14  
72,4  
-  
MØ=46,7  
-

28  
x  
66.8  
T

2,00  
2,00  
3,00

**793580-00-4**  
916 Nit S  
911 P  
947 EX Cr P

<sup>\*NEW\*</sup>

**803528-00-1**

RT / KK

83,00

-

-

<sup>\*NEW\*</sup>

**803528-50-1**

83,50

-

-

**793580-50-4**



MODEL / ENGINE

YEAR

Dia.  
CYL

Ø x L



SM-REF



SM-REF.

Piston  
Dia.

SM-REF.



SM-REF.

**OPEL DIESEL****Eng. A 20 DT Euro 5**

Eng. 20 DTC Euro 5

Eng. A 20 DTE Euro 5

Eng. A 20 DTH Euro 5

Eng. A 20 DTJ Euro 5

Eng. A 20 DTL Euro 5

Eng. A 20 DTR Euro 5

Eng. A 20 FD Euro 5

Eng. Y 20 DTJ

Eng. Z 20 DTJ

Astra GTC J 2.0 CDTI

Astra GTC J 2.0 BiTurbo CDTI

Astra J 2.0 CDTI

Astra J 2.0 BiTurbo CDTI

Astra Sports Tourer 2.0

BiTurbo CDTI

Astra Sports Tourer 2.0 BiTu.

Cascada 2.0 CDTI

Combo Box Body/Estate 2.0 CDTI

Combo Tour 2.0 CDTI

Insignia 2.0 Biturbo CDTI / 4x4

Insignia 2.0 CDTI / 4x4

Insignia Saloon 2.0 CDTI / 4x4

Insignia Sports Tourer 2.0

Biturbo CDTI / 4x4

Zafira C 2.0 BiTurbo / CDTI

1956 ccm

81-140 kW (110-190 PS)

11-

09-

12-

10-

13-

12-

12-

08-

08-

11-

83,00

4

1,50

1,50

2,00

793509-00-4

910 CCLP \*

931 P

947 EX Cr \*

793509-40-4

-

83,00

-

-

**Eng. X 20 DTL**

Astra F Classic Hatchb. 2.0 DI

Astra G Box 2.0 DI

Astra G Estate 2.0 DI

Astra G Hatchb. 2.0 DI

Astra G Saloon 2.0 DI

Vectra B 2.0 DI 16 V

Vectra B Hatchb. 2.0 DI 16 V

Zafira 2.0 DI 16 V

1896 ccm

60 kW (81 PS)

98-00

99-05

98-04

98-05

98-05

96-02

99-05

98-04

98-05

98-05

**Eng. Y 20 DTL**

Astra G Estate 2.0 DI

Astra G Hatchb. 2.0 DI

Astra G Saloon 2.0 DI

1995 ccm

60 kW (81 PS)

84,00

4

2,00

1,75

3,00

793550-00-4

910 IF Cr \*

911 P

947 EX Cr

-

84,00

\*NEW\*

953508-4

A=87,5

L=160

H=4,5

C=90

-

**Eng. X 20 DTH**

Astra F Classic Hatchb. 2.0

Astra G Estate / Hatchb.

Saloon 2.0 DTI 16V

Omega B 2.0 DTI

Omega B Estate 2.0 DTI 16V

Vectra B 2.0 DTI 16V

Vectra B Estate / Hatchb.

2.0 DTI 16V

1998 ccm

74 kW (100 PS)

97-

99-05

97-00

84,00

4

2,50

1,75

3,00

793552-00-4

914 Cr \*

931 P

947 EX Cr P

-

84,00

-

-



MODEL / ENGINE

YEAR

Dia.  
CYL

SM-REF



SM-REF.

Piston  
Dia.

SM-REF.



SM-REF.

**OPEL DIESEL****Eng. X 22 DTH**

Frontera B 2.2 DTI  
Sintra 2.2 DTI  
2172 ccm  
85 kW (115 PS)

98-02  
97-9984,00  
42,50  
1,75  
3,00

**793567-00-4**  
910 Nit S  
931 P  
947 EX Cr P

-

84,00

-

-

**Eng. X 20 DTH**

Astra F/G 2.0 DTI  
Omega B / Vectra B 2.0 DTI  
1998 ccm  
74 kW (100 PS)

99-05  
97-0384,00  
41,75  
3,00

**793555-00-4**  
910 IF Cr \*  
931 P  
947 EX Cr

-

84,00

-

-

**Eng. Y 20 DTH**

Astra G Estate / Hatchb.  
Saloon 2.0 DTI 16V  
Signum 2.0 DTI  
Vectra B 2.0 DTI 16V  
Vectra B Estate 2.0 DTI 16V  
Vectra Hatchback 2.0 DTI 16V  
Vectra C 2.0 DTI 16V  
Vectra C Estate 2.0 DTI  
Vectra C GTD 2.0 DTI 16V  
Zafira 2.0 DTI 16V  
1995 ccm  
74 kW (100 PS)

99-04  
03-  
97-02  
97-03  
02-  
03-  
02-  
00-0584,00  
41,75  
1,75  
3,00

**793555-00-4**  
910 IF Cr \*  
931 P  
947 EX Cr

-

84,00

-

-

**Eng. X 22 DTH****Eng. Y 22 DTH****Eng. Y 22 DTR**

Astra G Convertible / Coupe  
Estate / Hatchb. / Saloon 2.2 DTI  
Frontera B 2.2 DTI  
Frontera B 2.2 DTI  
Omega B 2.2 DTI 16V  
Omega B Estate 2.2 DTI 16V  
Sintra 2.2 DTI  
Signum 2.2 DTI  
Vectra B 2.2 DTI 16V  
Vectra B Estate / Hatchb.  
2.2 DTI 16V  
Vectra C 2.2 DTI 16V  
Vectra C Estate 2.2 DTI  
Vectra C GTS 2.2 DTI 16V  
Zafira 2.2 DTI 16V  
2172 ccm  
85-92 kW (115-125 PS)

02-05  
02-05  
98-02  
02-  
00-03  
00-03  
97-99  
03-  
00-02  
00-03  
02-  
03-  
02-  
02-0584,00  
42,50  
2,00  
2,00

**793854-00-4**  
913 Cr P \*  
931 P  
947 EX Cr \*

-

84,00

-

-

**Eng. M9R 630****Eng. M9R 692 Euro 5****Eng. M9R 780 Euro 4****Eng. M9R 782****Eng. M9R 786 Euro 4**

Vivaro Box 2.0 CDTI  
Vivaro Combi 2.0 DCTI  
Vivaro Platform/Chassis 2.0 CDTI  
1995 ccm  
66-84 kW (90-114 PS)

06-  
06-  
06-84,00  
42,50  
2,00  
2,00

**793854-00-4**  
913 Cr P \*  
931 P  
947 EX Cr \*

-

84,00

-

-

**793854-50-4**

-

84,50

-

-



MODEL / ENGINE

YEAR

Dia.  
CYL

SM-REF



SM-REF.

Piston  
Dia.

SM-REF.



SM-REF.

**OPEL DIESEL**

**Eng. M9T**  
**670 / 672 / 686 / 690 / 698**  
Euro 5  
Movano B 2.3 CDTI 100 / 125 / 150

**Eng. M9T**  
**676 / 692 / 694 / 696**  
Euro 4  
Movano B 2.3 CDTI 100 / 125 / 150

**Eng. M9T 678 / 680**  
Movano 2.3 CDTI 150  
2298 ccm  
74-107 kW (101-146 PS)

10-

10-

10-

85,01  
447,88  
-  
-16,2  
76  
-  
MØ=5032  
x  
652,50  
2,00  
2,00

**793804-00-4**  
913 Cr \*  
911 IF UP  
947 Nit S

**793804-25-4****793804-50-4**

**803848-00-1**  
RT / KK

-

**803848-50-1**

85,01

85,25

85,51

-

-

-

-

-

-

**Eng. 20D**  
Ascona-B 2.0 D  
Rekord 2.0 D  
1998 ccm  
40-43 kW (54-58 PS)

78-81  
74-8286,50  
42,00  
2,00  
4,00

**793522-00-4**  
910 Cr \*  
931 P  
947 EX Cr

**793522-50-4**

-

-

86,50

87,00

-

-

-

-

**Eng. G9T 720 / 722**  
Movano Box DTI / Combi DTI  
Dumtruck DTI / Flatbed  
2188 ccm  
66 kW (89-90 PS)

00-

87,00  
43,00  
1,75  
2,50

**793849-00-4**  
913 Cr \*  
931 P  
947 EX Nit S

-

87,00

-

-

**Rekord / Blitz**  
2100 ccm

88,00  
42,00  
2,00  
2,00  
5,00

**793542-00-4**  
910 Cr P \*  
911 IF P  
930 IF P  
948 EX P

-

88,00

-

-

**Eng. LD 21**  
Rekord D / Blitz D  
2068 ccm  
44 kW (60 PS)

72-79

88,00  
42,00  
2,00  
4,00

**793523-00-4**  
910 Cr P \*  
930 IF P  
947 EX P

-

88,00

-

-

**Eng. C223**  
Campo 2.2 D  
2238 ccm  
39-54 kW (53-73 PS)

83-91

**Eng. G9U 630 / 632 / 650**  
Euro 4  
Vivaro Combi / Flatbed  
Chassis 2.5 DCTI  
Movano Combi / Dumtruck  
Flatbed / Chassis 2.5 CDTI  
2464 ccm  
84-107 kW (101-146 PS)

06-

06-

89,00  
43,00  
1,75  
2,50

**793850-00-4**  
913 Cr \*  
931 P  
947 EX Nit S

**793850-50-4**

-

-

89,00

89,50








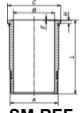

-

-

-

-



MODEL / ENGINE	YEAR	 Dia. CYL	 KH GL VT MT	 Ø x L		 SM-REF	 SM-REF.	 Piston Dia.	 SM-REF.	 SM-REF.
<b>OPEL DIESEL</b>										
<b>Eng. G9U 720 / 724 / 750</b> <b>Eng. G9U 754</b> Euro 3 Movano Box / Combi / Flatbed Chassis / Dumtruck 2.5 DTI Dumptruck 2463 ccm 73-85 kW (99-116 PS)	01-	89,00 4	53,03	31		<b>793851-00-4</b> 910 IF Cr * 931 P 947 EX Nit S	<b>803826-00-1</b>	89,00	-	-
			-	x	2,50					
			-2,12/-1,69	65	1,75					
			-17,8	T	2,50					
			83,09			<b>793851-25-4</b>	-	89,25	-	-
			MØ=43,2			<b>793851-50-4</b>	-	89,50	-	-
<b>Eng. G9U 730</b> Vivaro Box / Combi 2.5 DTI 2463 ccm 99 kW (135 PS)	03-									
<b>Eng. XDP 90</b> Blitz 2.1 2112 ccm	68-70	90,00 4				<b>793708-00-2</b> 910 Cr P 911 P 930 P 947 EX Cr P	-	90,00	-	-
					2,00					
					2,00					
					4,50					
<b>Eng. 23 D</b> Rekord E 2.2 D Rekord E Estate 2.2 D 2260 ccm 48 kW (65 PS)	78-86	92,00 4				<b>793527-00-4</b> 910 Cr * 931 IF P 947 EX Cr	-	92,00	<b>953511-4</b> A=95 L=172 H=4,55 C=97	-
	78-86				2,00					
					4,00					
										<b>793527-10-4</b>
<b>Eng. 25 TDS (VM41B)</b> Frontera A 2.5 TDS Frontera A Sport 2.5 TDS 2500 ccm 85 kW (116 PS)	96-98	92,00 4				<b>793536-00-4</b> 916 Cr * 911 947 EX Cr	-	92,00	-	-
					2,50					
					2,00					
					4,00					
<b>Eng. S8U S758</b> Arena 2.5 D 2499 ccm 55 kW (75 PS)	97-01	93,00 4				<b>792002-00-4</b> 910 Cr P * 931 P 947 EX Cr	-	93,00	-	-
					3,00					
					2,00					
					3,00					
						<b>792002-40-4</b>	-	93,40	-	-
<b>Eng. S9W 700 / 702</b> Movano-A 2.8 DTI Movano-A 2.8 DTI 2799 ccm 84 kW (114 PS)	98-01	94,40 4	58,75	32		<b>792090-00-4</b> 914 Cr P * 911 IF 947 EX Nit  up to Eng. No. 2572279	<b>802024-00-1</b>  RT / KK	94,40	<b>952006-4</b> A=97,53 L=167 H=5 C=100,88	-
	99-01		-	x	3,00					
			-	78	2,00					
			-19,4		3,00					
			96,65							
			MØ=39,40							
			58,75	32		<b>792091-00-4</b> 914 Cr * 911 IF 947 Nit S	<b>802018-00-1</b>  RT / KK / AK	94,40	-	-
			-	x	2,50					
			-	72	2,00					
			-19,45	T	2,50					
			87,6			<b>792091-40-4</b>	-	94,80	-	-
			MØ=39,30			from Eng. No. 2572280				



MODEL / ENGINE

YEAR

Dia.  
CYLVT  
MT

Ø x L



SM-REF



SM-REF.

Piston  
Dia.

SM-REF.



SM-REF.

**PEGASO****Eng. 1G / CP (D24 Eng.)**  
2383 ccm

87-

**76,50**  
61,75  
2,00  
3,00**795084-00-1**  
910 Cr \*  
911 IF U Cr  
947 EX Cr

-

76,50

-

-

**Eng. 9105 / 9107**  
1061-1064/1070/1074/2011/2080  
10518 ccm  
147 kW (200 PS)**120,00**  
13,00  
3,00  
3,00  
6,00**795252-00-1**  
913 Cr P \*  
911  
931  
947 EX Cr

-

120,00

-

-

**Eng. D2542 MTE**  
20911 ccm**125,00**  
V123,50  
3,00  
3,00  
5,00**793125-00-1**  
914 Cr P \*  
911 P  
931 P  
947 EX Cr

-

125,00

-

-

**Eng. 96 R 11 EX**  
1236.38 R / 1236.38 T  
Troner  
11945 ccm  
265 kW (360 PS)

88-

**130,00**  
63,50  
3,00  
4,00**795259-00-1**  
914 Cr P \*  
911 IW U Cr  
947 EX Cr

-

130,00

-

-

**PERKINS****Eng. 4.20 N/A**  
**Eng. 4.20 T/C**  
1993 ccm  
38-60 kW (52-81,5 PS)**84,00**  
3/42,00  
1,50  
3,00**793640-00-1**  
910 IF Cr P \*  
931 P  
947 EX Cr P

-

84,00

-

-

**Eng. 3.152 / D 3.152**  
2500 ccm  
22-33 kW (30-45 PS)

62-

**91,48**  
3/4/62,38  
2,38  
3,16  
6,33  
6,33**793604-00-1**  
911 P  
911 P  
930 P  
946 P  
946 P

-

91,48

-

-

**Eng. 4.203**  
3335 ccm  
44 kW (60 PS)

60-

**Eng. 6.305**  
5000 ccm  
33-66 kW (45-90 PS)**Eng. 3.152**  
2490 ccm  
22-33 kW (30-45 PS)

60-

**91,48**  
32,38  
2,38  
2,38**793606-00-1**  
910 Cr P  
911 P  
911 P

-

91,48

-

-











**Eng. 4.203**  
3335 ccm  
44 kW (60 PS)







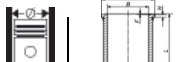

60-

**91,48**  
46,33  
6,33947 EX Cr P  
946 P**Eng. 6.305**  
5000 ccm  
33-66 kW (45-90 PS)

60-

**91,48**  
6

 <b>MODEL / ENGINE</b>	YEAR	 <b>Dia.</b> <b>CYL</b>	 <b>VT</b> <b>MT</b>	 <b>GL</b> <b>BU</b>	 <b>Ø x L</b>	 <b>SM-REF</b>	 <b>SM-REF.</b>	 <b>Piston</b> <b>Dia.</b>	 <b>SM-REF.</b>	 <b>SM-REF.</b>
<b>PERKINS</b>										
<b>Eng. 3.152</b> 2490 ccm 22-33 kW (30-45 PS)		<b>91,48</b> 3				2,38 910 Cr P 2,38 911 P 2,38 911 P 4,74 947 EX Cr P	-	91,48	-	-
<b>Eng. 4.203</b> 3335 ccm 44 kW (60 PS)		<b>91,48</b> 4								
<b>Eng. AD3.152</b> 2499 ccm		<b>91,48</b> 3								
<b>Eng. 3.152 / D 3.152</b> 2490 ccm / 2500 ccm 22-33 kW (30-45 PS)  from Eng. No. 1935854	60-	<b>91,48</b> 3	57,2 - - 107,9	31,75 x 75,3	2,38 2,38 3,16 6,33 6,33	910 Cr P 911 P 930 P 947 EX Cr P 946 P	<b>803606-00-1</b>	91,48	<b>953606-1</b> A=93,73 L=215,9 H=3,81 C=96,72 semi	-
<b>Eng. 4.203</b> 3335 ccm 44 kW (60 PS)  from Eng. No. 2939037	60-	<b>91,48</b> 4								
<b>Eng. 6.305</b> 5000 ccm	60-	<b>91,48</b> 6								
<b>Stationary engine</b> Eng. 3.152 2500 ccm		<b>91,48</b> 3				2,38 910 Cr P 2,38 911 P 2,38 911 P 6,35 947 EX Cr P	-	91,48	-	-
<b>Tractor engine</b> Eng. 4.203 3300 ccm		<b>91,48</b> 4								
<b>Eng. D / AD 3.152</b> 2500 ccm		<b>91,48</b> 3				2,38 910 Cr P 2,38 911 Fe 4,74 947 EX Cr P	-	91,48	-	-
<b>Eng. 4.165</b> 2710 ccm 37-48 kW (50-65 PS)	75-76	<b>92,00</b> 4				2,00 910 Cr * 2,50 911 4,00 947 EX Cr	-	92,00	-	-
<b>Eng. 4.212 / 4.236 D 39 C</b> 3475 ccm 44-60 kW (64-80 PS)	69-	<b>98,48</b> 4	76,5 - -19,2 127,3	34,925 x 84,1	2,38 2,38 2,38 6,33	910 IF Cr 910 IW P 910 IW P 947 EX Cr	<b>803601-00-1</b>	98,48	<b>953603-1</b> A=103,25 L=227,4 H=3,81 C=106,4 F=0,81	-
								98,48	<b>953604-1</b> A=103,26 L=227,28 H=3,86 C=106,43 F=0,83 semi	-

 <b>MODEL / ENGINE</b>	YEAR	 <b>Dia.</b> <b>CYL</b>	 <b>VT</b> <b>MT</b>	 <b>GL</b> <b>Ø x L</b>	 <b>SM-REF</b>	 <b>SM-REF.</b>	 <b>Piston</b> <b>Dia.</b>	 <b>SM-REF.</b>	 <b>SM-REF.</b>
<b>PERKINS</b>  <b>Eng. T4.236 / T4.38</b> 3864 ccm 49-58 kW (66-79 PS)		<b>98,48</b> 4	70,25 - - -19,95 108,25	38,1 x 82,8	3,16 2,38 4,74	<b>793627-00-1</b> 916 Cr * 910 IW P 947 EX Cr	<b>803602-00-1</b>  RT	98,48  <b>953603-1</b> A=103,25 L=227,4 H=3,81 C=106,4 F=0,81	-
<b>Eng. 6.354 / V</b> 5800 ccm 71-87 kW (97-118 PS)	61-	<b>98,48</b> 6	70,1 - - -25,7 120,7 MØ=54	34,925 x 84,1	2,38 2,38 2,38 6,33 6,33	<b>793608-00-2</b> 910 IF Cr 910 IW P 910 IW P 947 P 946 P	<b>803603-00-1</b>	98,48  <b>953603-1</b> A=103,25 L=227,4 H=3,81 C=106,4 F=0,81	
<b>Eng. AD 4.236 / D 39 C</b> Volvo 3864 ccm 57,5/59 kW (78/80 PS)		<b>98,48</b> 4			2,38 2,38 2,38 6,33 6,33	<b>793610-00-2</b> 910 IW P 910 IW P 910 IW P 947 P 946 P	-	98,48  -	-
<b>Eng. 6.354 / V</b> 5800 ccm 71,5-87 kW (97-118 PS)		<b>98,48</b> 6							
<b>Eng. AD 4.236</b> 3864 ccm 48-60 kW (65-82 PS)		<b>98,48</b> 4	70,3 - - -20,4 121,1 - MØ=61 -	34,925 x 84	2,38 2,38 2,38 6,33 6,33	<b>793620-00-2</b> 910 IF Cr 910 IW P 910 IW P 947 EX Cr 946 P	<b>803611-00-1</b>	98,48  99,23 99,48	<b>953604-1</b> A=103,26 L=227,28 H=3,86 C=106,43 F=1 semi - -
<b>Eng. 4.236 / A 4.236</b> <b>Eng. AD 4.236</b> 3864 ccm 57-59 kW (78-80 PS)	61-	<b>98,48</b> 4			2,38 2,38 4,74	<b>793626-00-2</b> 910 IF Cr 910 IW P 947 EX P	-	98,48  -	-
<b>Eng. 6.354 / A 6.354.4</b> 5794 ccm 67-87 kW (91-118 PS)	75-	<b>98,48</b> 6				<b>793626-25-2</b>	-	98,73  -	-
<b>Eng. 6.354.1 / 6.354.2</b> 5794 ccm 71-85 kW (97-115 PS)	69-	<b>98,48</b> 6			3,16 2,38 2,38 6,33 6,33	<b>793615-00-2</b> 910 Cr * 910 IW P 910 IW P 947 EX Cr 946 P	-	98,48  98,73 99,48	-



MODEL / ENGINE

YEAR

Dia.  
CYL

Ø x L



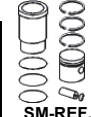
SM-REF



SM-REF.

Piston  
Dia.

SM-REF.



SM-REF.

**PERKINS****Eng. 6.354.2 / 6.354.4**5794 ccm  
77-85 kW (105-115 PS)98,48  
670,4  
-  
-  
-26  
121,22  
-  
MØ=54,1  
-34,93  
x  
843,16  
2,38  
2,38  
6,33  
6,33793615-00-2  
910 Cr \*  
910 IW P  
910 IW P  
947 EX Cr  
946 P803608-00-1  
RT

98,48

-

-

793615-25-2

-

98,73

-

-

793615-10-2

803608-10-1

99,48

-

-

**Eng. 4.40**

3990 ccm

100,00  
470,02  
-  
-  
-20,14  
108,02  
MØ=55,334,92  
x  
84,1  
T2,50  
2,50  
4,00793638-00-1  
910 Cr \*  
911 P  
947 EX Cr803609-00-1  
RT

100,00

953609-1  
A=104,28  
L=226,60  
H=3,86  
C=107,442

-

**Eng. 1006-6**5985 ccm  
96 kW (131 PS)100,00  
6**Eng. 1004-4 T / TW**Phaser 110 T / 120 Ti / 160Ti  
180 Ti  
4000 ccm100,00  
43,00  
2,50  
4,00793613-00-2  
916 Cr P \*  
911 P  
947 EX Cr

-

100,00

-

-

**Eng. 1006-6 T / TW**

6000 ccm

100,00  
6**Eng. T 4.40**Engine  
3990 ccm  
82-88 kW (112-120 PS)

92-

100,00  
470,3  
-  
-  
-21,7  
108,339,7  
x  
78  
T3,50  
2,50  
4,00793614-00-2  
916 IW Mo \*  
931 P  
947 EX Cr803610-00-1  
RT

100,00

953612-1  
A=104,26  
L=227,40  
H=3,85  
C=107,44  
F=0,5  
semi

-

**Eng. T 6.60**Engine  
5984 ccm  
88-154 kW (120-210 PS)

94-

100,00  
6-  
MØ=52,8  
-**Eng. 1004-4**3990 ccm  
63 kW (86 PS)100,00  
43,50  
2,50  
3,50793639-00-2  
914 IW Mo \*  
931 P  
947 EX Cr P

-

100,00

-

-

**Eng. 1006-60 Euro 1**5984 ccm  
79 kW (107 PS)100,00  
6**Eng. 1006-6**5985 ccm  
96 kW (131 PS)**Eng. 4.248**4064 ccm  
53-61 kW (72-83 PS)

69-82

101,05  
470,2  
-  
-  
-21  
121  
MV=3,234,925  
x  
84,12,38  
2,38  
2,38  
6,33793621-00-2  
910 Cr \*  
911  
911  
947 EX Cr

803604-00-1

101,05

953602-1  
A=104,20  
L=227,3  
H=3,80  
C=107,4  
F=0,85  
semi

-



MODEL / ENGINE

YEAR

Dia.  
CYL

Ø x L



SM-REF



SM-REF.

Piston  
Dia.

SM-REF.



SM-REF.

**PERKINS****Eng. 4.248**4064 ccm  
53-61 kW (72-83 PS)

82-

**101,05**  
470,2  
-  
-  
-21  
12134,925  
x  
84,12,50  
2,50  
5,00**793629-00-2**  
910 IW Cr \*  
931 P  
947 EX Cr**803605-00-1**

101,05

-

-

**Eng. 4.248.2**4067 ccm  
60 kW (82 PS)**101,05**  
42,50  
2,50  
5,00**793629-00-2**  
910 IW Cr \*  
931 P  
947 EX Cr

-

101,05

-

-

**PERODUA****Alza****Myvi SE**Eng. 3SZ-VE  
1495 ccm  
80 kW (108 PS)09-  
11-**72,00**  
41,20  
1,20  
2,00**799612-00-4**  
910 IF Cr S  
931 P  
3PC Nit P

-

72,00

-

-

**799612-50-4**

-

72,50

-

-

**PETTER****Eng. PH 1+2**

659 ccm

**87,31**  
1

2,38

**794301-00-1**  
910 IW Cr P

-

87,31

-

-

**Eng. PJ 1W+2W**

1318 ccm

**87,31**  
32,38  
2,38  
4,74911 P  
911 P  
947 P

-

87,81

-

-

**794301-50-1**

-

88,31

-

-

**794301-10-1**

-

88,31

-

-

**PEUGEOT****104 0.9****104 Coupe 0.9**Eng. XV3  
954 ccm  
24 kW (32 PS)72-79  
73-83**70,00**  
42,00  
2,00  
4,00**793701-00-4**  
910 IF Cr  
931 P  
3PC Cr

-

70,00

-

-

**104 0.9****104 Coupe 0.9**Eng. XV5  
954 ccm  
26 kW (35 PS)79-83  
73-83**104 1.0****205 1.0**Eng. XV8 (108C)  
954 ccm  
33 kW (45 PS)83-88  
83-87**106****205**Eng. TU9 / TU9 M / TU9 Z  
954 ccm  
33 kW (45 PS)92-  
88-**70,00**  
41,50  
1,50  
3,00**793703-00-4**  
910 IF Cr S  
911  
3PC Cr

-

70,00

-

-



MODEL / ENGINE

YEAR



Dia.  
CYL



VT  
MT BU



Ø x L



1,00  
1,00  
1,50



SM-REF



SM-REF.



Piston  
Dia.



SM-REF.



SM-REF.

**PEUGEOT**

**107 1.0**

Eng. 1KR-FE  
998 ccm  
50-53 kW (68-71 PS)

05-

**71,00**  
3

26,5  
2,8  
-  
-3,6  
47,1  
-  
-  
-

18  
x  
47

1,00  
1,00  
1,50

**799601-00-3**  
910 IF Cr S  
931 P S  
3PC Cr

**809604-00-1** \*NEW

71,00

-

-

**106**

**205**

**306**

**309**

**Partner**

Eng. TU1 K / M / Z  
1124 ccm  
40-44 kW (54-60 PS)

92-  
88-  
93-02  
88-93  
96-

**72,00**  
4

-  
-  
-  
-  
-

-  
-  
-  
-

1,50  
2,00  
3,00

**793706-00-4**  
910 IF Cr \*  
930  
3PC Cr

-

72,00

-

-

**104 / 205**

Eng. XW3 / XW3S / XW7  
1124 ccm  
42-48,5 kW (57-66 PS)

76-82

**72,00**  
4

-  
-  
-

-  
-

1,50  
2,00  
4,00

**793709-00-4**  
910 IF Cr \*  
930 P  
3PC Cr

-

72,00

-

-

**106**

**206**

**Partner**

Eng. TU1 JP  
1124 ccm  
44 kW (60 PS)

00-03  
98-99  
96-97

**72,00**  
4

27,75  
-0,1  
-  
-  
47,6

18  
x  
54,8  
-

1,50  
1,50  
2,50

**793754-00-4**  
910 IF Cr \*  
931  
3PC Cr

**803712-00-1**

72,00

**953712-4**  
A=79,2  
L=122,5  
H=5,5  
C=89,2  
F=0,75

**813712-4**

**108 1.2**

**2008 1.2 VTi**

**208 1.2**

**301 1.2 VTi**

**308 II 1.2 VTi 72**

Eng. EB2 / HMT (EB2D)  
Eng. EB2F / EB2M  
1199 ccm  
53-60 kW (72-82 PS)

14-  
13-  
12-  
12-  
13-

**75,00**  
3

28,8  
-  
-  
-  
46,8  
-  
-  
-

17  
x  
51  
DLC

1,00  
1,00  
2,00

**793716-00-3**  
910 Nit S  
931  
947 EX Nit S

**803714-00-1**

75,00

-

-

**793716-50-3**

**803714-50-1**

75,50

-

-

**301 1.2 VTi 72**

Eng. HMY (EB2M)  
1199 ccm  
53 kW (72 PS)

12-

**75,00**  
3

26,1  
2,7  
-  
-  
46,8  
-  
-  
-

17  
x  
51  
DLC

1,00  
1,00  
2,00

**793716-00-3**  
910 Nit S  
931  
947 EX Nit S

**803734-00-1**

75,00

-

-










**793716-50-3**

**803734-50-1**

75,50

-

-

MODEL / ENGINE	YEAR	 Dia. CYL	 VT MT	 Ø x L		 SM-REF	 SM-REF.	 Piston Dia.	 SM-REF.	 SM-REF.
<b>PEUGEOT</b>										
<b>106 I 1.4</b>	91-96	<b>75,00</b>	40,5	19,5		<b>793738-00-4</b>	<b>803740-00-4</b>	75,00	-	-
<b>205 I 1.4 / CJ</b>	87-94	4	-	x	1,75	910 IF Cr S				
<b>205 II 1.4</b>	87-98		-	62	2,00	931 P				
<b>306 1.4 SL</b>	94-01		-1,1		3,00	946 EX P				
<b>309 I 1.4</b>	88-89		64,5							
<b>309 II 1.4</b>	89-93		-			<b>793738-25-4</b>	-	75,25	-	-
<b>309 1.4i</b>	88-93		MØ=62			<sup>*NEW*</sup>				
<b>405 I 1.4</b>	87-92		-			<b>793738-50-4</b>	-	75,50	-	-
<b>405 Break 1.4</b>	88-92									
<b>405 II 1.4</b>	92-95									
<b>405 II Break 1.4</b>	92-96									
Eng. K1D (TU3 A) / K6E (TU3 A) Eng. K2B (TU3 S) / K5A (TU3) Eng. K6F (TU3 A) / K6D (TU3 A) Eng. KAY (TU3CP) / KDX (TU3 MC) Eng. KDY (TU3 M) / KDZ (TU3 M) Eng. KFT (TU3 A) / KFV (TU3 A) Eng. KFW (TU3 A) / KFZ (TU3 J2/Z) Eng. TU 3.2 TR/K 1361 ccm 44-55 kW (60-75 PS)										
<b>106</b>	91-96	<b>75,00</b>				<b>793768-00-4</b>	-	75,00	-	-
<b>205</b>	87-92	4			1,75	910 IF Cr S				
<b>309 / 405</b>	88-93				2,00	931 P				
Eng. TU3 A 1361 ccm 44-55 kW (60-75 PS)					3,00	3PC Cr				
						<b>793768-25-4</b>	-	75,25	-	-
<b>106 / 205 / 206 / 306</b>	88-05	<b>75,00</b>	27,75	18		<b>793755-00-4</b>	<b>803730-00-1</b>	75,00	<b>953705-4</b>	<b>813730-4</b>
<b>307 / 1007</b>		4	-	x	1,50	910 IF Cr S P			A=79,20	
<b>Partner 1.4 i / Ranch</b>			-	55	1,50	931 P			L=135,20	
Eng. TU3 JP 1361 ccm 55 kW (75 PS)			-		2,50	3PC Cr P			H=90	
			49,93			<b>793755-25-4</b>	-	75,25	-	-
			-							
			-							
<b>104 1.4</b>	79-83	<b>75,00</b>				<b>793817-00-4</b>	-	75,00	-	-
<b>104 Coupe 1.4</b>	79-84	4			1,75	910 IF Cr S				
<b>205 1.4</b>	83-87				2,00	931 P				
<b>205 Convertible 1.4 CJ</b>	88-89				4,00	3PC Cr				
<b>205 Convertible 1.4 CT</b>	86-88									
<b>205 Mk II 1.4</b>	87-89									
Eng. XY6B (150D/150G) Eng. XY7 (150D/150G) Eng. XY8 (150B/150H) 1360 ccm 44-59 kW (60-80 PS)					1,75	<b>794102-00-4</b>	-	75,00	-	-
					2,00	910 IF Cr S				
					4,00	911 P				
						3PC Cr				
<b>104 1.2</b>	78-83					<b>794102-50-4</b>	-	75,50	-	-
Eng. XZ5 (129) 1219 ccm 42 kW (57 PS)										
<b>1007 1.4i 16V</b>	05-07	<b>75,00</b>	29,5	18		<b>793760-00-4</b>	<b>803713-00-1</b>	75,00	<b>953705-4</b>	<b>813705-4</b>
<b>206 1.4i 16V</b>	03-	4	-	x	1,20	910 IF Nit S			A=79,20	
<b>207 1.4i 16V</b>	05-		-	44,5	1,50	931 AN P			L=135,20	
<b>307 1.4i</b>	03-08		-		2,50	3PC Cr			H=90	
Eng. ET3 J4 1361 ccm 65 kW (88 PS)			52,3						C=89,2	
			-							
			-							





MODEL / ENGINE

YEAR

Dia.  
CYL

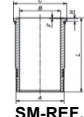
Ø x L



SM-REF



SM-REF.

Piston  
Dia.

SM-REF.



SM-REF.

## PEUGEOT

<b>304 1.3</b> <b>304 1.3 GT</b> Eng. XL3 / XL3S 1290 ccm 48-55 kW (65-75 PS)	70-76 69-75	<b>76,00</b> 4				<b>793809-00-4</b> 1,75 910 IF Cr * 2,00 931 P 4,00 3PC Cr P	-	76,00	-	-
<b>207 1.4</b> <b>208 I 1.4 VTI</b> <b>208 I 1.4 GPL</b> <b>308 I 1.4</b> <b>308 SW 1.4</b> Eng. EP3 Eng. EP3C Eng. 8FR / 8FS (EP3) 1397 ccm 70-72 kW (95-98 PS)	07-13 12- 13- 07-14 07-14	<b>77,00</b> 4				<b>793775-00-4</b> 1,20 910 IF Nit S 1,50 931 P 2,00 3PC Cr P  <b>793775-50-4</b>	-	77,00    77,50	-	-
<b>207 1.6 VTI</b> <b>207 CC 1.6</b> <b>207 SW 1.6</b> <b>208 I 1.6</b> <b>208 I 1.6 GTI</b> <b>2008 I 1.6 VTI</b> <b>308 I 1.6</b> <b>308 I 1.6 THP</b> <b>308 I 1.6 GTI</b> <b>308 II 1.6 GTI</b> <b>308 SW I 1.6</b> <b>308 SW I 1.6 THP</b> <b>308 CC 1.6 THP</b> <b>308 CC 1.6</b> <b>308 CC 1.6</b> <b>3008 1.6 VTI</b> <b>3008 1.6 THP</b> <b>508 I 1.6 VTI</b> <b>508 I 1.6 THP</b> <b>508 SW I 1.6 VTI</b> <b>508 SW I 1.6 THP</b> <b>Partner Tepee 1.6 VTI</b> <b>Partner 1.6</b> <b>RCZ 1.6</b> <b>RCZ 1.6 THP 270</b> Eng. EP6 / EP6 CDTX Eng. 5FG (EP6CDTR) Eng. 5FH (EP6C) Eng. 5FK (EP6 CB) Eng. 5FS (EP6 C) Eng. 5FU (EP6CDTX) Euro 4 Eng. 5FW (EP6) Eng. 5FY (EP6 DTS) Eng. 5GN (EP6FDTR) Eng. 5GR (EP6FDTX) 1598 ccm 72-200 kW (120-204 PS)	07-12 07-13 07-13 16-  13- 07-14 09-14 10-14  07-14 09-14 10-14 09-14 -14 09-16 10-17 10-18 -18 10-18 -18 09-16 10- 13-15									
<b>207 SE 1.4</b> <b>308 1.4</b> Eng. EP3 1397 ccm 70 kW (95 PS)	07- 07-	<b>77,00</b> 4	27,6 3,4 -3,60/-6,09 - 47,25 - -	18 x 43 T		<b>793775-00-4</b> 1,20 910 IF Nit S 1,50 931 P 2,00 3PC Cr P  <b>793775-50-4</b>	<b>803751-00-1</b>         <b>803751-50-1</b>	77,00         77,50	-	-



MODEL / ENGINE

YEAR

Dia.  
CYL

SM-REF



SM-REF.

Piston  
Dia.

SM-REF.



SM-REF.

## PEUGEOT

**204 / 304 1.1**Eng. XK5  
1130 ccm  
43 kW (58 PS)

75-80

**78,00**  
41,75  
2,00  
4,00**793721-00-4**910 IF Cr \*  
911 IF P  
947 EX P

-

78,00

-

-

**304 1.3**Eng. XL5 S  
1290 ccm  
55 kW (75 PS)

72-75

**305 1.5**Eng. XR5 A / XR5 S  
1472 ccm  
50-65 kW (68-88 PS)

80-90

**301 1.6 VTI**Euro 5  
Eng. NFP (EC5)  
1587 ccm  
85 kW (115 PS)

12-

**78,50**  
432,4  
1,4  
-  
-  
53,8  
-  
-19,5  
x  
57  
T1,00  
1,20  
2,00**793766-00-4**910 CCL IF S  
931 P  
947 EX Cr \***803733-00-1**

78,50

-

-

**793766-50-4****803733-50-1**

79,00

-

-

**106**Eng. TU5 J2  
1587 ccm  
74 kW (101 PS)

96-98

**78,50**  
41,50  
1,50  
3,00**793743-00-4**910 Nit S  
931  
3PC Cr P

-

78,50

-

-

**106 / 306**1587 ccm  
65 kW (88 PS)

93-98

**1007 1.6****106 II 1.6**  
**206 1.6**  
**206 SW 1.6 LPG**  
**206+ 1.6**  
**207 1.6**  
**306 1.6**  
**307 1.6**  
**307 1.6 BioFlex**  
**308 1.6 BioFlex**  
**405 II 1.6**  
**Partner 1.6**  
**Partner Tepee 1.6**  
Eng. NFR (TU5 JP 4B)  
Eng. NFT  
Eng. NFU (TU5 JP4)  
Eng. NFX (TU5 J4)  
1587 ccm  
66-87 kW (90-118 PS)

05-

**78,50**  
432,35  
1,4  
-  
-  
51,4  
-  
MØ=66  
-19,495  
x  
571,20  
1,50  
2,50**793752-00-4**910 Cr S  
931  
3PC Cr**803736-00-1**

78,50

-

-

96-

00-

02-

10-

06-

00-02

03-

07-

08-

92-97

00-

08-

**793752-01-4**

-

78,60

-

-

**793752-25-4****803736-25-1**

78,75

-

-

**793752-50-4****803736-50-1**

79,00

-

-

**793752-10-4**

-

79,50

-

-

**IKCO Dena/Samand/Soren**Eng. EF7  
1397 ccm  
84 kW (114 PS)

08-

**78,60**  
41,20  
1,50  
2,50**790070-00-4**910 Cr S  
931 P  
947 EX P \*

-

78,60

-

-

**790070-25-4**

-

78,85

-

-

**790070-50-4**

-

79,10

-

-

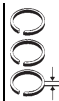


MODEL / ENGINE

YEAR

Dia.  
CYL

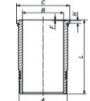
Ø x L



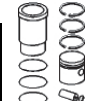
SM-REF



SM-REF.

Piston  
Dia.

SM-REF.



SM-REF.

## PEUGEOT

**Samand**Eng. EF7 TC  
1645 ccm  
84 kW (105 PS)78,60  
429,7  
-  
-3,50/-3,50  
-  
51,7  
-  
-  
-21  
x  
58  
T  
1,20  
1,50  
2,50793764-00-4  
910 Cr S  
931 P  
3PC Nit

803738-00-1

78,60

-

-

793764-25-4

803738-25-1

78,85

-

-

793764-50-4

803738-50-1

79,10

-

-

**406 1.8**Eng. 6FZ (EW7J4)  
1749 ccm  
85 kW (116 PS)00-04  
04-82,70  
41,20  
1,50  
2,00791143-00-4  
910 IF Nit S  
931 P  
3PC Nit

-

82,70

-

-

791143-25-4

-

82,95

-

-

\*NEW\*

791143-50-4

-

83,20

-

-

**205 / 305 / 309 / 405**Eng. XU5 S / XU5 1C  
XU5 1CP / XU5 1K  
XU5 2C  
1580 ccm  
59/66 kW (80/90 PS)

82-90

83,00  
41,75  
1,75  
4,00793717-00-4  
910 IF Cr \*  
931 P  
3PC Cr

-

83,00

-

-

793717-25-4

-

83,25

-

-

**205 / 305 / 309 / 405**Eng. XU9 2C  
1905 ccm  
90 kW (122 PS)

87-97

**205**Eng. XU5 J  
1580 ccm  
83-85 kW (113-115 PS)

88-

83,00  
41,50  
1,50  
4,00793724-00-4  
910 IF Cr S  
931 P  
3PC Cr

-

83,00

-

-

**205 / 305**Eng. XU9 2C / XU9 JA / K  
1905 ccm  
73-95 kW (99-129 PS)

86-98

793724-25-4

-

83,25

-

-

**405 / 406**Eng. XU5 JP  
1580 ccm  
77 kW (105 PS)

84-85

83,00  
41,50  
1,50  
3,00793725-00-4  
910 IF Cr S  
931 P  
3PC Cr

-

83,00

-

-

**306 / 405 / 406 / 806**Partner  
Eng. XU7 JP  
1761 ccm  
74-76 kW (101-103 PS)

96-

793725-25-4

-

83,25

-

-

**309 / 405 / 1.9 GTI 16 V**Eng. XU9 J4  
1905 ccm  
116 kW (158 PS)

89-91

3,00

793765-00-4  
910 IF Cr S  
931 P  
947 EX Cr P



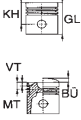





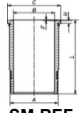

-

83,00

-

-

**406 1.8 16V / Break  
407 1.8 / 407 SW 1.8**Eng. 6FZ (EW7J4)  
1749 ccm  
85 kW (116 PS)00-04  
04-

 <b>MODEL / ENGINE</b>	<b>YEAR</b>	 <b>Dia.</b> <b>CYL</b>				 <b>SM-REF</b>	 <b>SM-REF.</b>	 <b>Piston</b> <b>Dia.</b>	 <b>SM-REF.</b>	 <b>SM-REF.</b>
<b>PEUGEOT</b>  <b>306 1.8i</b> <b>405 1.8i</b> <b>406 1.8i</b> <b>806 1.8i</b> <b>Expert 1.8i</b> <b>Partner 1.8i</b> Eng. XU 7JB / XU7JP / XU 7JPZ 1762 ccm 73-76 kW (99-103 PS)	93-03 92-97 97-04 95-02 96- 97-02	<b>83,00</b> 4	33,3 - - -4,13 53,3 - MØ=65,57	22 x 62	1,50 1,50 3,00	<b>793725-00-4</b> 910 IF Cr S 931 P 3PC Cr  <b>793725-25-4</b>	<b>803750-00-1</b>  -	83,00  83,25	<b>953717-4</b> A=88,56 L=141 H=95,17 C=97 -	<b>813750-4</b>  -
<b>404 / 504 / J 7 / J 9</b> Eng. XC5 A / 5P / 7 1618 ccm 42,5-53,5 kW (58-73 PS)	65-80	<b>84,00</b> 4			2,00 2,00 4,50	<b>793704-00-4</b> 910 IF Cr P * 931 P 947 EX	-	84,00	-	-
<b>404 1.8</b> <b>504 1.8</b> <b>504 Break 1.8</b> <b>504 Pick-up 1.8</b> <b>505 1.8</b> <b>505 Break 1.8</b> <b>J5 1.8</b> Eng.105 (XM7) / 169B (XM7T) Eng. XM7 / XM7P 1796 ccm 48-65 kW (65-90 PS)	1970 71-99 71-86 81-89 81-85 82-85 81-94	<b>84,00</b> 4			1,50 2,00 4,00	<b>793712-00-4</b> 910 IF Nit S 931 P 3PC Cr	-	84,00	-	-
<b>206 / 307 / 406 / 407</b> <b>607 / 806 / 807 / Expert</b> Eng. EW 10 J4 / L3 / L4 1998 ccm 97-101 kW (132-137 PS)	99-	<b>85,00</b> 4			1,20 1,50 2,50	<b>793751-00-4</b> 910 IF Nit S 931 P 3PC Nit  <b>793751-25-4</b>	-  -	85,00  85,25	-  -	-  -
<b>306 2.0 16 V S 16</b> <b>806 2.0 16V SR</b> Eng. XU10 J4 RS 1998 ccm 120 kW (163 PS)		<b>86,00</b> 4			1,50 1,50 3,00	<b>793745-00-4</b> 910 IF Nit S 931 P 3PC Cr P  <b>793745-25-4</b>  <b>793745-50-4</b>	-  -  -	86,00  86,25  86,50	-  -  -	-  -  -
<b>306 2.0</b> <b>306 2.0 ST / XSi</b> <b>405 II 2.0</b> <b>806 2.0</b> <b>Boxer 2.0i</b> Eng. RFU (XU10J2) Eng. XU10 J2 K / XU10 J2 U Eng. RFW (XU10J2) 1998 ccm 89-96 kW (121-131 PS)	94-02 93-01 92-95 94-02 94-02	<b>86,00</b> 4	40 - - -5,02 65 - - -	22 x 62	1,50 1,75 3,00	<b>793731-00-4</b> 910 IF Nit S 931 P 3PC Cr P  <b>793731-25-4</b>  <b>793731-50-4</b>	<b>803731-00-1</b>  <b>803731-25-1</b>  <b>803731-50-1</b>	86,00  86,25  86,50	-  -  -	-  -  -



MODEL / ENGINE

YEAR



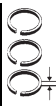
Dia.  
CYL



VT  
MT



Ø x L



SM-REF



SM-REF.



Piston  
Dia.



SM-REF.



SM-REF.

**PEUGEOT**

**405 / 605 / 806 / Boxer**

**306 XSI / 405**

**306 / S16 / 405 MI 16**

**SRI / STI / Break**

**605 SRI**

**806 SRI / SVI**

**Boxer / Expert**

Eng. XU10 J2 / J2Z / FJ2 / MZ

Eng. XU10 J4 / ACAV

1998 ccm

89-112 kW (121-152 PS)

90-93-93-

86,00  
4

1,50  
1,75  
3,00

**793731-00-4**  
910 IF Nit S  
931 P  
3PC Cr P

-

86,00

-

-

**405 T 16 / T 16 x 4**

**406 / 605 / 806**

Eng. XU10 J4 TE

Eng. XU10 J 4RZ

1998 ccm

98-162 kW (133-220 PS)

93-95-

**504**

**505**

**J5 / J9**

Eng. XN1 / XN1 T

1971 ccm

55-70,5 kW (75-96 PS)

1976  
76-92  
82

88,00  
4

1,50  
2,00  
4,00

**793707-00-2**  
910 IF Cr \*  
911 IF  
3PC Cr

-

88,00

-

-

**504**

Eng. XN2

1971 ccm

71-74,5 kW (97-101 PS)

68-69

**504**

**604**

Eng. ZM112

2664 ccm

100 kW (136 PS)

74-83  
74-76

**504 / 604**

Eng. ZNJ

2664 ccm

106 kW (144 PS)

77-83

88,00  
4

1,50  
2,00  
4,00

**793707-00-2**  
910 IF Cr \*  
911 IF  
3PC Cr

-

88,00

-

-

**505**

Eng. ZEJ

1995 ccm

77-81 kW (105-110 PS)

79-86

88,00  
4

1,75  
2,00  
4,00

**793733-00-4**  
910 IF Cr \*  
911 IF P  
3PC Cr P

-

88,00

-

-

**505 TI / GTI**

Eng. ZDJK / ZDJL

2165 ccm

86-95,5 kW (117-130 PS)

82-89

**505 2.0i**

Eng. ZEJ

1995 ccm

76 kW (103 PS)

79-89

88,00  
4

1,75  
2,00  
4,00

**793777-00-4**  
910 IF Cr \*  
911 IF P  
947 EX P

-

88,00

-

-









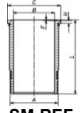

**505 2.2i**

Eng. ZDJK / ZDJL /

2165 ccm

79-96 kW (91-131 PS)

81-93

 MODEL / ENGINE	YEAR	 Dia. CYL	 VT MT	 Ø x L		 SM-REF	 SM-REF.	 Piston Dia.	 SM-REF.	 SM-REF.
<b>PEUGEOT</b>										
<b>4007 2.4 16V</b> Eng. SFY / SFZ (4B12-MMC) 2360 ccm 125 kW (170 PS)	08-	<b>88,00</b> 4				<b>798710-00-4</b> 1,20 910 Nit S 1,20 931 P 2,00 3PC Nit	-	88,00	-	-
<b>J5D / Van</b> Eng. U25.651 2499 ccm 55 kW (75 PS)	81-84	<b>93,00</b> 4				<b>793741-00-4</b> 2,00 910 Cr * 2,00 911 P 4,00 947 EX Cr  <b>793741-50-4</b>	-	93,00  93,50	-	-
<b>PEUGEOT DIESEL</b>										
<b>Eng. FHZ (F13DTE5)</b> <b>Eng. FHY (F13DTE6)</b> <b>Eng. 199 A9.000</b> Bipper 1.3 HDI Bipper 1.3 Blue HDI Bipper Tepee 1.3 HDI 80 1248 ccm 55-59 kW (75-80 PS)	10- 15- 15-	<b>69,60</b> 4				<b>792071-00-4</b> 1,50 910 CCL * 1,50 911 P 2,00 947 EX Nit S  <b>792071-40-4</b>  <b>792071-60-4</b>	-	69,60  70,00 70,20	-	-
<b>Eng. 8 HX / 8 HZ</b> <b>Eng. DV4 TD / TED</b> <b>Eng. DV4 TED4</b> 206 1.4 TD / 307 1.4 TD / 1007 1398 ccm 50 kW (68 PS)	02-	<b>73,70</b> 4	42,94 -1,55 -14,7 65,44 MØ=37,16	25 x 60 T		<b>793756-00-4</b> 2,50 916 Cr * 1,95 911 IF U P 2,50 947 EX Cr P  <b>793756-50-4</b>	<b>803711-00-1</b>  RT / AK  <b>803711-50-1</b>	73,70  74,20	-	-
<b>Eng. 9HV (DV6ATED4)</b> <b>Eng. 9HX (DV6ATED4)</b> <b>Eng. 9HY (DV6TED4)</b> <b>Eng. 9HZ (DV6TED4)</b> <b>Eng. 9HU (DV6UTED4)</b> <b>Euro 4</b> 206 CC 1.6 HDI 110 206 Hatchback 1.6 HDI 110 206 SW 1.6 HDI 110 207 1.6 HDI / 110 207 CC / SW / Van 1.6 HDI 307 / Break 1.6 HDI 307 / Break 1.6 HDI 110 307 SW 1.6 HDI 90 / 110 308 1.6 HDI / 308 SW 1.6 HDI 407 1.6 HDI 110 407 SW 1.6 HDI 110 1007 1.6 HDI 3008 / 5008 1.6 HDI Chassis 1.6 HDI 90 Expert Box 1.6 HDI 90 Expert Platform Expert Tepee 1.6 HDI 90 Partner Box 1.6 HDI Partner Box 1.6 HDI 4x4 Partner Box 1.6 HDI 90 Partner Combispace 1.6 HDI90 Partner Chassis/Platform 1.6 HDI Partner Tepee 1.6 HDI Partner Tepee 1.6 HDI 90 1560 ccm 66-80 kW (89-109 PS)	05- 04- 04- 06- 07- 05- 04- 06-  04- 04- 07- 09- 07- 07- 07- 08- 12- 06- 06- 09- 08- 10-	<b>75,00</b> 4	41,7 - -1,16 -13,29 65,2 MØ=41,72	26 x 61 T		<b>793758-00-4</b> 3,00 916 Cr * 1,95 931 P 2,50 947 EX Nit S  <b>793758-50-4</b>	<b>803710-00-1</b>  RT / KK / AK  <b>803710-50-1</b>	75,00  80,00	<b>953706-4</b> A=78 L=142 H=5 C=79,5 semi	-



MODEL / ENGINE

YEAR

Dia.  
CYL

SM-REF



SM-REF.

Piston  
Dia.

SM-REF.



SM-REF.

## PEUGEOT DIESEL

Eng. 9HW (DV6BTED4)  
 Eng. 9HL (DV6C)  
 Eng. 9HF/9HP (DV6DTED)  
 Eng. DV6 D  
 Eng. 9HT (DV6CTED)  
 Eng. 9HJ (DV6DTEDM)  
 Eng. 9HK (DV6ETEDM)  
 2008 1.6 HDI  
 207 1.6 HDI  
 208 1.6 HDI  
 3008 1.6 HDI  
 307 1.6 HDI  
 408 1.6 HDI  
 5008 1.6 HDI  
 508 1.6 HDI  
 Partner 1.6 HDI  
 Partner Tepee 1.6 HDI  
 1560 ccm  
 55-84 kW (75-160 PS)

13-  
09-  
12-  
10-  
09-  
10-  
10-  
10-  
06-  
13-

75,00  
4

41,7  
-  
-  
-13,89  
65,2  
-  
MØ=45  
-

26  
x  
61  
T

2,50  
1,95  
2,00

793770-00-4  
914 Cr \*  
931 P  
947 EX Nit S  
793770-50-4

803737-00-1  
RT / KK  
803737-50-1

75,00  
75,50

-  
-

-  
-

Eng. BHW (DV6FE)  
 Eng. BHX (DV6FC/DV6FCU)  
 Eng. BHY (DV6FD)  
 Eng. BHZ (DV6FC)  
 301 1.6 Blue HDI 100  
 2008 I 1.6 Blue HDI  
 2008 I 1.6 Blue HDI 75 / 100  
 2008 I 1.6 Blue HDI 120  
 208 I 1.6 Blue HDI 100  
 208 I 1.6 Blue HDI 120  
 208 I 1.6 HDI  
 208 I 1.6 HDI / Blue HDI 75  
 3008 1.6 Blue HDI 120  
 3008 1.6 HDI 115 / Blue HDI 115  
 3008 1.6 Blue HDI 100 / 115 / 120  
 308 II 1.6 Blue HDI 120  
 308 II 1.6 HDI / Blue HDI 115  
 308 II 1.6 HDI 100  
 308 1.6 Blue HDI 120  
 308 SW II 1.6 Blue HDI 100 / 120  
 308 SW II 1.6 HDI / Blue HDI 115  
 308 SW II 1.6 Blue HDI  
 5008 1.6 Blue HDI 115 / 120  
 5008 II 1.6 Blue HDI 100 / 115 / 120  
 508 I 1.6 Blue HDI 120  
 508 I 1.6 HDI  
 508 SW I 1.6 Blue HDI 120  
 508 SW I 1.6 HDI  
 Crossland X 1.6 Turbo D  
 Expert 1.6 Blue HDI 115  
 Grandland X 1.6 Turbo  
 Partner 1.6 Blue HDI 100 / 120  
 Partner 1.6 HDI / Blue HDI 75  
 Partner 1.6 Blue HDI 75 / 100  
 Partner 1.6 Blue HDI 100  
 Partner Tepee 1.6 Blue HDI 100/120  
 Partner Tepee 1.6 Blue HDI 100 4x4  
 Partner Tepee 1.6 HDI / Blue HDI 75  
 Rifter 1.6 Blue HDI 100  
 Traveller Bus 1.6 Blue HDI 115  
 1560 ccm  
 55-88 kW (75-120 PS)

14-  
14-  
15-  
14-  
15-  
13-  
14-  
13-  
14-16  
13-16  
16-  
13-21  
13-21  
14-21  
15-21  
14-21  
14-21  
14-21  
14-17  
16-  
14-18  
14-18  
14-18  
14-18  
17-  
16-  
17-  
15-  
11-  
18-  
15-  
14-  
15-  
08-18  
18-  
16-

75,00  
4

-  
-

2,00  
1,95  
2,00









<sup>NEW</sup>  
792115-00-4  
913 CCL P \*  
931 P TUC  
947 EX Nit S

-

75,00

-

-

 MODEL / ENGINE	YEAR	 Dia. CYL	 VT MT	 KH GL	 Ø x L	 SM-REF	 SM-REF.	 Piston Dia.	 SM-REF.	 SM-REF.
<b>PEUGEOT DIESEL</b>										
<b>Eng. VJX / VJY (TUD5)</b> 106 1.5 D 106 I 1.5 D 106 II 1.5 D 1527 ccm 40-42 kW (54-57 PS)	96-01 94-96 96-04	<b>77,00</b> 4	40,4 - -1,65 66,3 -	23 x 60	2,00 1,75 3,00	<b>793726-00-4</b> 910 Cr * 911 IF U P 947 EX Cr  <b>793726-40-4</b>	<b>803726-00-1</b>  RT  <b>803726-40-1</b>	77,00    77,40	<b>953728-4</b> A=81 L=142,50  -	-    -
<b>Eng. XL4 D</b> 204 D / 304 D 1357 ccm 33 kW (45 PS)	73-79	<b>78,00</b> 4			1,75 2,00 3,00	<b>793720-00-4</b> 910 IF Cr 911 IF P 947 EX Cr P	-	78,00	-	-
<b>Eng. A8A / A8B (XUD7 TE)</b> <b>Eng. AJZ (XUD7 TEY)</b> <b>Eng. XUD7 T</b> 205 1.8 DT 205 II 1.8 TD 205 II 1.8 XDT 309 II 1.8 TD 405 I 1.8 TD 1769 ccm 57-66 kW (78-90 PS)	90-94 90-98 -97 89-93 87-92	<b>80,00</b> 4			3,00 2,00 3,00	<b>793727-00-4</b> 914 Cr * 911 P 947 EX Cr  <b>793727-50-4</b>	-  -	80,00  80,50	<b>953701-4</b> A=83 L=154 H=4,5 C=86 semi -	-  -
<b>Eng. 161 / 161 A (XUD7)</b> <b>Eng. A9A (XUD7)</b> 205 I 1.7 D 205 II 1.7 D 305 II / Break 1.8 D 306 / Break 1.8 D 309 II 1.8 D 309 1.8 D 405 I 1.8 D Partner 1.8 D 1769 ccm 43-44 kW (60 PS)	83-87 87-98 82-88 97-00 89-93 87-93 90-92 96-02	<b>80,00</b> 4	46,8 - - 84,5	25 x 69,8	2,00 2,00 3,00	<b>793722-00-4</b> 910 Cr * 911 P 947 EX Cr  <b>793722-50-4</b>  <b>793722-80-4</b>	<b>803702-00-1</b>    <b>803702-50-1</b>  <b>803702-80-1</b>	80,00  80,50 80,80	<b>953701-4</b> A=83 L=154 H=4,5 C=86 semi -	-  - -
<b>Eng. XID 80</b> 304 GLD / 305 GRD 1548 ccm 36 kW (49 PS)		<b>80,00</b> 4			1,75 2,00 3,00	<b>793711-00-4</b> 910 Cr S 911 P 947 EX Cr	-	80,00	-	-
<b>Eng. DT17TED4</b> 607 2.7 HDI 24V 2721 ccm 150 kW (204 PS)	04-	<b>81,00</b> 6			2,00 2,00 2,00	<b>793728-00-2</b> 910 IF CCL * 911 IW U 947 EX Cr *	-	81,00	-	-
<b>Eng. DW8 / B</b> <b>Eng. XUD 9AY</b> 206 / Expert / Ranch 1.9 D 306 1.9 D Partner 1.9 D 1868 ccm 50-51 kW (68-69 PS)	98- 98-03 98-02	<b>82,20</b> 4	46,65 - -1,2 78	25 x 66	2,00 2,00 3,00	<b>791142-00-4</b> 910 Cr * 931 P 947 EX Cr  <b>791142-25-4</b>  <b>791142-60-4</b>	<b>803705-00-1</b>  -  <b>803705-60-1</b>	82,20  82,45 82,80	<b>953707-4</b> A=86 L=154 semi -	-  - -





MODEL / ENGINE

YEAR



Dia.  
CYL



SM-REF



SM-REF.



Piston  
Dia.



SM-REF.



SM-REF.

**PEUGEOT DIESEL**

<b>Eng. XUD9 (47 kW)</b> <b>Eng. XUD9 A / B / K / Y</b> <b>Eng. XUD9 AU Euro 2</b> 205 / 305 / 306 / 309 / 405 1.9 D Boxer 1.9 D Expert 1.9 D J5 1.9 D Partner / Ranch 1.9 D 1905 ccm 47-52 kW (64-71 PS)	82-98 94-02 95- 87-93 96-02	<b>83,00</b> 4	46,8 - - 71,6	25 x 72	2,00 2,00 3,00	<b>793723-00-4</b> 910 Cr P* 911 IF U P 947 EX Cr P  <b>793723-25-4</b>  <b>793723-50-4</b>  <b>793723-80-4</b>  <b>793723-10-4</b>	<b>803703-00-1</b>     <b>803703-50-1</b>  <b>803703-80-1</b>  <b>803703-10-1</b>	83,00   83,25  83,50  83,80  84,00	<b>953702-4</b> A=86 L=153,5 semi	-   -  -  -  -
<b>Eng. XUD9 TE / TF</b> 306 1.9 TD 1905 ccm 68 kW (92 PS)	97-	<b>83,00</b> 4			3,50 2,00 3,00	<b>793729-00-4</b> 914 Cr * 911 IF U P 947 EX Cr P  <b>793729-50-4</b>	-  -	83,00  83,50	-  -	-  -
<b>Eng. XUD9 ATF</b> <b>Eng. XUD9 BSD / BTF</b> <b>Eng. XUD9 SD / SE / TE</b> <b>Eng. XUD9 TF / TFU / UTF</b> Boxer 1.9 TD Expert 1.9 TD 306 1.9 TD 405 1.9 TD 406 1.9 TD 806 1.9 TD 1905 ccm 51-68 kW (71-92 PS)	94-02 95- 93-03 92-97 95-99 94-02	<b>83,00</b> 4	46,8 - - -3,5 79,3 - -	28 x 68 T	3,00 2,00 3,00	<b>793744-00-4</b> 914 Cr * 911 IF U P 947 EX Cr P  <b>793744-50-4</b>  <b>793744-80-4</b>	<b>803719-00-1</b>  RT  <b>803719-50-1</b>  <b>803719-80-1</b>	83,00   83,50  83,80	-  -  -	-  -  -
<b>Eng. DT20C Euro 5</b> 407 Coupe 3.0 HDI 2993 ccm 177 kW (241 PS)	09-	<b>84,00</b> 6			2,00 2,00 2,00	<b>793772-00-2</b> 910 IF CCL P * 911 IF U P 947 EX Cr *  <b>793772-50-2</b>	-  -	84,00  84,50	-  -	-  -
					1,75 1,75 2,00	<b>792180-00-2</b> 910 CCL P * 911 IF U 947 EX Cr *	-  -	84,00	-  -	-  -
<b>Eng. XUD11 ATE / BTE</b> 406 / 605 / 806 2088 ccm 80 kW (109 PS)	96-	<b>85,00</b> 4			3,00 2,00 3,00	<b>793730-00-4</b> 914 Cr * 911 IF 947 EX Cr  <b>793730-50-4</b>	-  -	85,00  85,50	-  -	-  -
<b>Eng. HL (DW12C)</b> <b>Eng. 4HK (DW12M TED4)</b> <b>Eng. 4HN (DW12M TED4)</b> 508 2.2 HDI / 508 SW 2.2 HDI 4007 2.2 HDI 2179 ccm 147-150 kW (156-204 PS)	10- 07-	<b>85,00</b> 4			2,50 2,00 2,00	<b>791120-00-4</b> 916 CCL P * 911 IF U P 947 EX Nit S  <b>791120-50-4</b>	-  -	85,00  85,50	-  -	-  -



MODEL / ENGINE

YEAR

Dia.  
CYL

SM-REF



SM-REF.

Piston  
Dia.

SM-REF.



SM-REF.

**PEUGEOT DIESEL****Eng. DW10ATED****Eng. DW10BTED****Eng. DW10CTED****Eng. DW10TD****Eng. DW10UTD**

307 / Estate / SW 2.0 HDI 110

406 / Estate 2.0 HDI 90 / 110

607 2.0 HDI

806 2.0 HDI

Expert / Van 2.0 HDI

807 2.0 HDI

307 CC 2.0 HDI 135

307 Estate 2.0 HDI 135

307 SW 2.0 HDI 135

308 2.0 HDI

407 / Coupe / SW 2.0 HDI 135

Expert Box / Flatbed / Chassis

2.0 HDI 140

Expert Tepee 2.0 HDI 140

Expert HDI

206 Hatchback 2.0 HDI 90

206 SW 2.0 HDI

306 2.0 HDI 90

306 Break 2.0 HDI 90

306 Hatchback 2.0 HDI 90

307 2.0 HDI 90

307 Estate 2.0 HDI 90

Partner Combispace 2.0 HDI

Partner Van 2.0 HDI / 4 x 4

1997 ccm

62-100 kW (84-136 PS)

**Eng. DW12TED4**

406 / Coupe / Estate 2.2 HDI

607 2.2 HDI

807 2.2 HDI

2179 ccm

100 kW (136 PS)

85,00

4

46,75

-

-1

-18,3

80,75

MØ=38,01

-

28

x

70

3,50

2,00

3,00

**793749-00-4**

916 Cr \*

911 IF

947 EX Cr

**793749-25-4****793749-50-4****793749-60-4****803749-00-1**

RT

-

**803749-50-1**

-

85,00

-

85,25

85,50

85,60

-

-

-

-



MODEL / ENGINE

YEAR

Dia.  
CYL

Ø x L



SM-REF



SM-REF.

Piston  
Dia.

SM-REF.



SM-REF.

**PEUGEOT DIESEL**

Eng. AHV (DW10FD)

Eng. AHW (DW10FC)

Eng. AHX (DW10D/FD)

Eng. AHZ (DW10CD)

Eng. RHD (DW10CTED4)

Eng. RHE (DW10CTED4)

Eng. RHH (DW10CTED4)

Eng. RHR (DW10BTED4)

307 2.0 HDI 135

3008 2.0 HDI 150 / Blue HDI 150

308 2.0 HDI

308 SW 2.0 HDI

308 II 2.0 Blue HDI 150

308 II 2.0 GT HDI 180

407 2.0 HDI 135

407 2.0 HDI

407 SW 2.0 HDI

5008 2.0 HDI

5008 2.0 HDI 150 / Blue HDI 150

508 2.0 HDI

508 2.0 HDI Hybrid4 AWC

508 SW 2.0 Blue HDI 150

508 SW 2.0 Blue HDI 180

508 2.0 Blue HDI 150 / 180

607 2.0 HDI

807 2.0 HDI

Expert 2.0 HDI 140

Expert 2.0 HDI 165

RCZ 2.0 HDI

1997 ccm

100-133 kW (136-180 PS)

85,00

4

2,00

2,00

2,00

793771-00-4

913 CCL \*

911 IF U P

947 EX Nit S

\*NEW\*

793771-50-4

-

85,00

-

-

03-

09-

07-

11-

13-

14-

04-

09-

09-

09-

09-

10-

10-

09-

14-

14-

05-

06-

07-

09-

10-

Eng. 4HK (DW12MTED4)

Eng. 4HN (DW12MTED4)

Eng. 4HT (DW12BTED4)

4007 2.2 HDI

807 2.2 HDI

2179 ccm

115-120 kW (156-163 PS)

85,00

4

3,50

2,00

3,00

793776-00-4

916 Cr \*

911 IF U P

947 EX CR

-

85,00

-

-

07-

06-

Eng. 4HG / 4HH / 4HJ  
(P22DTE)

Boxer 2.2 HDI 110 / 130 / 150

Boxer 2.2 HDI 130 / 150 4x4

2198 ccm

74-110 kW (101-150 PS)

86,00

4

48,42

-

-

-16,17

74,82

-

MØ=49,04

-

30

x

67

T

2,00

2,00

2,00

792068-00-4

910 IF CCL

931 P

947 EX Cr \* P

792068-20-4

792068-50-4

802125-00-1

RT / KK

-

802125-50-1

86,00

-

-

11-

11-

Eng. 4HV (P22DTE)

Boxer 2.2 HDI 100

2198 ccm

74-88 kW (101-120 PS)

86,00

4

48,42

-

-

-16,17

74,82

-

MØ=49,04

-

30

x

67

T

2,00

2,00

2,00

792068-00-4

910 IF CCL

931 P

947 EX Cr \* P

792068-20-4

792068-50-4

-

86,00

\*NEW\*  
953713-1

A=89

L=156

H=5

C=90,90

-

86,20

-

86,50

-

-

-

-

06-



MODEL / ENGINE

YEAR

Dia.  
CYL

SM-REF



SM-REF.

Piston  
Dia.

SM-REF.



SM-REF.

**PEUGEOT DIESEL****Eng. 4HU (P22DTE) Euro 4**Boxer 2.2 HDI 120  
2198 ccm  
88 kW (120 PS)

06-

-

43,4

30

2,00

792068-00-4  
910 IF CCL  
931 P  
947 EX Cr \* P

802126-00-1

86,00

\*NEW\*  
**953713-1**  
A=89  
L=156  
H=5  
C=90,90

-

-

x

2,00

RT / KK

-

67

2,00

-15,8

T

2,00

69,8

-

MØ=46,9

-

792068-20-4

-

86,20

792068-50-4

802126-50-1

86,50

-

-

**Eng. XD / XDP 4.88  
Eng. TMD 4.88**404 D / U6D / U8D / U10D  
504 D / J7D  
1948 ccm  
36-46 kW (49-63 PS)

71-79

88,00  
4

58,7

28

2,00

793715-00-4  
910 Cr \*  
911 IF  
930 IF P  
947 EX

803715-00-1

88,00

**953715-4**  
A=96  
L=173  
H=7  
C=106,30

813715-1

-

x

2,00

-

72

2,00

-2

2,00

95,35

4,50

**Eng. XDP 6.88**2919 ccm  
61 kW (83 PS)

63-77

**Eng. 4HG / 4HH / 4HJ  
(P22DTE)**Boxer III 2.2 HDI 110 / 130 / 150  
Manager 2.2 HDI 130  
2198 ccm  
81-110 kW (110-150 PS)11-  
11-86,00  
4

2,00

791121-00-4  
910 IF CCL \*  
931 P  
947 EX Nit S

-

86,00

-

-

**Eng. XDP 4.90**504 / J7 / J9  
2112 ccm  
43-55 kW (59-75 PS)

67-82

90,00  
4

57,2

28

2,00

793708-00-2  
910 Cr P \*  
911 P  
930 P  
947 EX Cr P

803708-00-1

90,00

**953708-1**  
A=96  
L=173  
H=129,05  
C=106,30

813708-1

-

x

2,00

-

77

2,00

-2

2,00

96,35

4,50

**Eng. XDP 6.90**504 D / J7 D  
3168 ccm  
78 kW (106 PS)

70-82

90,00  
6**Eng. DJ 5 T  
Eng. DK 5 ATE  
Eng. T 8 A**605 / Boxer  
2446 ccm  
76-96 kW (103-130 PS)

95-

92,00  
4

49,84

34

3,00

793740-00-4  
914 Cr \*  
911 P  
947 EX Cr

803707-00-1

92,00

-

-

-

x

1,75

-

68

3,50

RT / HA / KK

-2,3

T

82

803707-50-1

92,50

-

-

**Eng. DJ5**Boxer 2.5D  
2446 ccm  
63 kW (86 PS)

94-

92,00  
4

2,25

793747-00-4  
910 Cr \*  
931  
947 EX Cr

-

92,00

-

-

2,00

3,00

-

-

-

**Eng. DJ5 T**Boxer 2.5 TD  
2446 ccm  
76 kW (103 PS)

94-02

92,00  
4

3,50

793748-00-4  
914 Cr \*  
931  
947 EX Cr

-

92,00

-

-

2,00

3,00



MODEL / ENGINE

YEAR

Dia.  
CYL

Ø x L



SM-REF



SM-REF.



SM-REF.

Piston  
Dia.

SM-REF.



SM-REF.

**PEUGEOT DIESEL****Eng. DJ5 TED**Boxer 2.5 TD  
2446 ccm  
79 kW (107 PS)

94-

**92,00**  
43,50  
2,00  
3,50**793753-00-4**  
914 Cr \*  
931  
947 EX Cr

-

92,00

-

-

**Eng. CRD93**J5 Box 2.5 D  
J5 Box 2.5 D All-wheel-Drive  
J5 Flatbed / Chassis 2.5 D  
2498 ccm  
54 kW (73 PS)

-84

**93,00**  
42,00  
2,00  
4,00**793741-00-4**  
910 Cr \*  
911 P  
947 EX Cr

-

93,00

-

-

**Eng. CRD93****(U25/651 / U25/661)**J5 Box 2.5 D 4x4  
J5 Bus 2.5 D / 4x4  
J5 Flatbed / Chassis 2.5 D 4x4  
2500 ccm  
54 kW (73 PS)**793741-50-4****Eng. CRD93**J5 Box 2.5 D  
J5 Box 2.5 D All-wheel-Drive  
J5 Flatbed / Chassis 2.5 D  
2498 ccm  
54 kW (73 PS)

84-

**93,00**  
452,75  
-  
-  
-7,4  
95  
-  
-  
-30  
x  
782,50  
2,00  
4,00**793735-00-4**  
910 IF Cr S  
911 P  
947 EX Cr**803716-00-1**  
RT

93,00

**953710-4**  
A=97,50  
L=163  
H=5  
C=99  
semi

-

**Eng. CRD93****(U25/651 / U25/661)**J5 Box 2.5 D 4x4  
J5 Bus 2.5 D / 4x4  
J5 Flatbed / Chassis 2.5 D 4x4  
2500 ccm  
54 kW (73 PS)**793735-50-4****803716-50-1**

93,50

-

**Eng. CRD93 LS****(U25/673)**J5 Box 2.5 TD 4x4  
J5 Bus 2.5 TD / 4x4  
Chassis 2.5 TD / 4x4  
2500 ccm  
70 kW (95 PS)

84-

**93,00**  
43,00  
2,00  
4,00**793736-00-4**  
914 Cr \*  
911 P  
947 EX Cr

-

93,00

-

-

**Eng. XD2 / XD94**504 / 505 J9  
2304 ccm  
46-53 kW (63-72 PS)

76-80

**94,00**  
457,42  
-  
-  
-2  
99,9228  
x  
812,00  
2,00  
4,00**793714-00-4**  
910 Cr \*  
931  
947 EX Cr**803704-00-1**

94,00

**953703-4**  
A=97  
L=170,60  
H=3,9  
C=99,5  
semi

-

**793714-40-4****803704-40-1**

94,40

-

-

**803704-60-1**

94,60

-

-

**803704-10-1**

95,00

-

-



MODEL / ENGINE

YEAR

Dia.  
CYL

SM-REF



SM-REF.

Piston  
Dia.

SM-REF.



SM-REF.

**PEUGEOT DIESEL****Eng. XD3 P**505 / J9  
2498 ccm  
51-56 kW (70-76 PS)

82-

**94,00**  
453,92  
-  
-  
-1,8  
96,4230  
x  
78,82,00  
2,00  
4,00**793714-00-4**  
910 Cr \*  
931  
947 EX Cr**803706-00-1**

94,00

**953704-4**  
A=97  
L=165,8  
H=3,9  
C=99,5

-

**793714-40-4****803706-40-1**

94,40

-

-

**803706-60-1**

94,60

-

-

**803706-10-1**

95,00

-

-

**Eng. XD2 S**505 / 604 / Tagora  
505 (USA)  
2304 ccm  
54-59 kW (73-80 PS)

79-85

**94,00**  
43,00  
2,00  
4,00**793718-00-4**  
914 Cr \*  
911 P  
947 EX Cr

-

94,00

-

-

**Eng. XD3 T / TE**505 / 604  
2498 ccm  
66-81 kW (90-110 PS)

84-

**94,00**  
4

3,00

**793718-40-4**

-

94,40

-

-

**Eng. XD3 TE**505 DT  
2498 ccm  
76 kW (104 PS)

88-

**94,00**  
4

3,00

**792090-00-4**

-

94,40

-

-

**Eng. 8140.23.3900**Euro 2  
Boxer  
2798 ccm  
77-85 kW (105-115 PS)

09/01-

**94,40**  
43,00  
2,00  
3,00914 Cr P \*  
911 IF  
947 EX Nit

-

94,40

-

-

**Eng. 8140.43 (F28DT)**2798 ccm  
90 kW (122 PS)**94,40**  
458,75  
-  
-  
-19,4  
96,65  
-  
MØ=39,40  
-32  
x  
783,00  
2,00  
3,00**792090-00-4**  
914 Cr P \*  
911 IF  
947 EX Nit**802024-00-1**

RT / KK

94,40

-

-

58,75  
-  
-  
-19,45  
87,6  
-  
MØ=39,30  
-32  
x  
72  
T2,50  
2,00  
2,50**792091-00-4**  
914 Cr \*  
911 IF  
947 EX Nit S**802018-00-1**

RT / KK / AK

94,40

-

-

**792091-40-4**

-

94,80

-

-



MODEL / ENGINE

YEAR

Dia.  
CYL

Ø x L



SM-REF



SM-REF.

Piston  
Dia.

SM-REF.



SM-REF.

**PEUGEOT DIESEL****Eng. 8140.43N**Transporter Boxer 2.8 HDI  
2798 ccm  
107 kW (146 PS)

04-

**94,40**  
42,50  
2,00  
2,50**792091-00-4**  
914 Cr \*  
911 IF  
947 EX Nit S

-

94,40

**952006-4**  
A=97,53  
L=167  
H=5  
C=100,88

-

**Eng. 8140.43S (F28DTCR)**Euro 3  
Boxer Box / Bus 2.8 HDI  
Boxer Flatbed / Chassis  
2.8 HDI / 4x4  
2798 ccm  
94 kW (128 PS)

01-

**792091-40-4**

-

94,80

-

**Eng. 8140.63 (F28D)**Transporter Boxer 2.8 D  
2798 ccm  
64 kW (87 PS)

99-02

**94,40**  
43,00  
2,00  
2,50**792092-00-4**  
914 Cr \*  
911 IW U  
947 EX Nit S

-

94,40

**952006-4**  
A=97,53  
L=167  
H=5  
C=100,88

-

**Eng. F30DT**Euro 4  
Jumper / Boxer III Hdi  
2998 ccm  
115 kW (157 PS)

06-

**95,80**  
42,50  
2,00  
2,50**792007-00-4**  
914 Cr \*  
911 P \*  
947 EX Cr \*

-

95,80

-

-

**PORSCHE****Cayenne / 4S**Eng. M02.2Y  
3189 ccm  
177-184 kW (241-250 PS)

03-

**84,00**  
V61,20  
1,50  
2,00**795094-00-6**  
910 IF Nit S  
931 P  
3PC Cr

-

84,00

-

-

**Boxster 2.7**Eng. M 96.22  
2687 ccm  
162/180 kW (220/245 PS)

99-02

**85,50**1,20  
1,50  
2,00**794415-00-2**  
910 Nit S  
931  
3PC Nit

-

85,50

-

-

**Boxster 2.7**Eng. M 96.23  
2687 ccm  
168/180 kW (228/245 PS)

02-

06-

**85,50**1,20  
1,50  
2,00**794415-00-2**  
910 Nit S  
931  
3PC Nit

-

85,50

-

-

**924 2.0**Eng. 831  
1984 ccm  
92 kW (125 PS)

75-85

**86,50**  
42,00  
2,50  
5,00**795027-00-4**  
910 Cr \*  
931 P  
947 EX

-

86,50

-

-



MODEL / ENGINE

YEAR



Dia.  
CYL



VT  
MT



Ø x L



SM-REF



SM-REF



SM-REF.



Piston  
Dia.



SM-REF.



SM-REF.

## PORSCHE

### 924S / 944

Eng. M44 02 / 04 / 05 / 07 / 08 / 09  
Eng. M44 10  
2479 ccm  
106-120 kW (144-163 PS)

81-88

100,00  
6

1,50  
1,75  
3,00

**794413-00-1**  
911 P \*  
931 P \*  
948 P

-

100,00

-

-

### 944

Eng. 2.5  
2479 ccm  
162-184 kW (220-250 PS)

85-89

### 911 Carrera 911 Turbo

Eng. M61 01/02 / M64 50  
3600 ccm  
184-265 kW (250-360 PS)

89-93  
92-95

## PORSCHE DIESEL

### Eng. MCR.CA / MCR.CB Eng. MCR.CC / MCV.VA Eng. MCV.VB / MCV.VC

Cayenne 3.0 D  
Cayenne II 3.0 D  
Panamera 3.0 D  
2967 ccm  
155-193 kW (211-262 PS)

14-  
10-  
11-13

83,00  
6

1,75  
2,00  
2,00

**795033-00-6**  
910 CCL P \*  
911 IF U P Cr  
947 EX Cr \*

-

83,00

-

-

### Eng. MCU.DB / MCU.DC

Cayenne II 4.2 D  
Cayenne 4.2 S D  
4134 ccm  
281-283 kW (382-385 PS)

12-  
14-

83,00  
8

## PROTON

### Compact 1.5 Jumpbuck Pickup 1.5 MPI Hatchback 1.5 Saga Hatchback 1.5 Saga Saloon 1.5 GLE

Wira 1.5  
Wira Hatchback 1.5  
1468 ccm  
64-66 kW (86-90 PS)

00-  
02-  
91-93  
91-96

75,50  
4

1,50  
1,50  
4,00

**798716-00-4**  
910 Cr P \*  
911 P  
3PC Cr P

-

75,50

-

-

### Satria 1.5

Eng. G15B  
1468 ccm  
64-66 kW (87-90 PS)

96-

**798716-50-4**

-

76,00

-

-

## RABA

### Eng. D 2156

190 / 216 / 230 / 250 / 255 / 256  
260 / 280 / 831.03 / IK132 / IK-4/5/6  
10343 ccm  
141,5-173 kW (192-235 PS)

95-

121,00  
6

94  
-  
-  
-48,6  
162

45  
x  
102

3,50  
3,00  
3,00  
5,50

**793106-00-1**  
914 Cr \*  
911 P  
930 P  
947 EX Cr








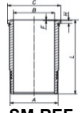

**803121-00-1**  
RT / HA

121,00

**953101-1**  
A=125,99  
L=287  
H=8  
C=3

**813121-1**



 MODEL / ENGINE	YEAR	 Dia. CYL	 VT MT	 Ø x L	 SM-REF	 SM-REF.	 Piston Dia.	 SM-REF.	 SM-REF.	
<b>RABA</b>										
<b>Eng. D10 UT 150</b> Euro 2 IK 280 10350 ccm 150 kW (204 PS)	95-	121,00 6	94 - -24,9 155	45 x 102	3,50 2,00 3,50	<b>793127-00-2</b> 914 Cr * 911 IF Cr 947 EX Cr	<b>803110-00-1</b> RT	121,00	<b>953111-1</b> A=125,99 L=287 H=8,06 C=132	<b>813110-1</b>
<b>Eng. D10 UT 150</b> Euro 1 IK 280 10350 ccm 150 kW (204 PS)	97-	121,00 6	94 - -2,4 -28 155	45 x 102	3,50 2,00 3,50	<b>793127-00-2</b> 914 Cr * 911 IF Cr 947 EX Cr	<b>803111-00-1</b> RT	121,00	<b>953111-1</b> A=125,99 L=287 H=8,06 C=132	<b>813111-1</b>
<b>Eng. D2356.HM 2 / 9 / 10</b> <b>Eng. D2356 HMN 2</b> 250 / 280 / 833 / 836 U-26-230 10690 ccm 169-173 kW (230-235 PS)	68-74	123,00 6	94 - - -50,5 162	45 x 102	3,50 3,00 3,00 5,50	<b>793116-00-1</b> 914 Cr P * 911 P 930 P 947 EX Cr P	<b>803123-00-1</b> RT / HA	123,00	<b>953123-1</b> A=125,99 L=287 H=8,03 C=132	<b>813123-1</b>
<b>RENAULT</b>										
<b>R 4 / R 5 / R 1221</b> Eng. 800.01 845 ccm 25-27 kW (34-37 PS)		58,00 4			1,75 2,00 3,50	<b>793815-00-4</b> 910 IF Cr 931 P 947 EX P	-	58,00	-	-
<b>Clio / Twingo</b> <b>Modus / Kangoo</b> Eng. D7F 701-704 Eng. D7F 720, 722, 726 1149 ccm 43-44 kW (58-60 PS)	96-	69,00 4	27,1 - - 50,5 -	17,5 x 54	1,50 1,50 2,50	<b>793839-00-4</b> 910 IF Cr S 911 P 3PC Cr  <b>793839-50-4</b>	<b>803817-00-1</b>    <b>803817-50-1</b>	69,00    69,50	-    -	-    -
<b>Clio II 1.2i 16V</b> <b>Clio III 1.2i 16V</b> <b>Kangoo 1.2i 16V</b> <b>Modus 1.2i 16V</b> <b>Modus 1.2i 16V</b> <b>Symbol 1.2i 16V</b> <b>Thalia II 1.2i 16V</b> <b>Twingo 1.2i 16V</b> <b>Twingo 1.2i 16V</b> Eng. D4F 702 / 704 / 706 Eng. D4F 708 / 712 / 714 Eng. D4F 716 / 722 / 728 Eng. D4F 730 / 740 / 764 / 790 Eng. D4F 790 1149 ccm 55-58 kW (75-80 PS)	00-07 05- 00- 04- 05 02- 00 03-	69,00 4	26,7 - - -1 44,7 - MØ=60 -	17,5 x 54	1,20 1,50 2,50	<b>793823-00-4</b> 910 IF Cr S 911 P 3PC Cr  <b>793823-50-4</b>	<b>803829-00-1</b>     -	69,00     69,50	-     -	-     -



MODEL / ENGINE

YEAR

Dia.  
CYL

SM-REF



SM-REF.

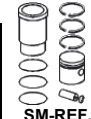


Piston

Dia.



SM-REF.



SM-REF.

**RENAULT**

<b>6 1.1</b>	70-87	<b>70,00</b>	40	18		<b>793806-00-4</b>	<b>803842-00-1</b>	70,00	<b>953842-4</b>	<b>813842-4</b>
<b>7 1.1</b>	80-82	4	-	x	1,75	910 IF Cr			A=75,15	
<b>8 1.1</b>	62-72		-	62	2,00	931 P			L=135	
<b>9 1.1</b>	81-86		-	S	3,50	947 EX P			H=94,86	
<b>10 1.1</b>	66-72		68						C=85,80	
<b>11 1.1</b>	83-86		-							
<b>Estafette 1.1</b>	62-81		-							
<b>Rapid 1.1</b>	85-95		-							
<b>Rodeo 1.1</b>	73-81		-							
<b>Super 5 1.1</b>	86-96		-							
Eng. 688.01 / 02 / 03 / 10 / 11 / 12										
Eng. 688.711 / 712 / 713										
Eng. C1E 700 / 715 / 750 / 752										
Eng. C1E 754 / 756 / 760 / 762										
Eng. C1E 764 / 792										
1108 ccm										
25-39 kW (34-56 PS)										
<b>9 1.1</b>	91-87	<b>70,00</b>				<b>793806-00-4</b>	-	70,00	<b>953842-4</b>	-
<b>11 1.1</b>	83-86	4			1,75	910 IF Cr			A=75,15	
Eng. C1E 720					2,00	931 P			L=135	
1108 ccm					3,50	947 EX P			H=94,86	
35 kW (48 PS)									C=85,80	
<b>7 1.1</b>	80-82	<b>70,00</b>				<b>793806-00-4</b>	-	70,00	-	-
Eng. 688.06 / 09 / 13		4			1,75	910 IF Cr				
1108 ccm					2,00	931 P				
33 kW (45 PS)					3,50	947 EX P				
<b>Captur 0.9 TCE</b>	13-	<b>72,20</b>				<b>793825-00-1</b>	-	72,20	-	-
<b>Clio IV 0.9 TCE</b>	12-	3			1,20	910 IF PVD S				
<b>Clio IV 0.9 TCE 90</b>	14-				1,50	931 Cr				
<b>Sandero/Stepway II TCE 90</b>	15-				2,00	3PC PVD P				
<b>Thalia II 0.9 TCE</b>	12-14									
<b>Twingo III 0.9 TCE 110</b>	16-									
<b>Twingo III 0.9 TCE 90</b>	14-									
Eng. H4B 400 Euro 5										
Eng. H4B 401 / 408										
898 ccm										
66 kW (90 PS)										
<b>Twingo III 1.0 SCE</b>	15-									
<b>Twingo III 1.0 SCE 70</b>	14-									
Eng. H4D 400										
999 ccm										
52 kW (71 PS)										



MODEL / ENGINE

YEAR

Dia.  
CYL

SM-REF



SM-REF.

Piston  
Dia.

SM-REF.












SM-REF.

**RENAULT**

<b>Captur 1.2 T</b>	13-	<b>72,20</b>				<b>793825-00-1</b>	-	72,20	-	-
<b>Captur 1.2 TCE</b>	13-	4			1,20	910 IF PVD S				
<b>Captur 1.2 TCE 120</b>	16-				1,50	931 Cr				
<b>Clio Grandtour IV 1.2 TCE 120</b>	16-				2,00	3PC PVD P				
<b>Clio IV Grandtour 0.9 TCE</b>	18-									
<b>Grand Scénic III 1.2 TCE</b>	14-									
<b>Grand Scénic IV 1.2 TCE 115</b>	16-									
<b>Grand Scénic IV 1.2 TCE 130</b>	16-									
<b>Kadjar 1.2 TCE</b>	15-									
<b>Kangoo 1.2 TCE</b>	13-									
<b>Megane III 1.2 TCE</b>	12-									
<b>Megane IV 1.2 TCE</b>	16-									
<b>Scénic III 1.2 TCE</b>	12-									
<b>Scénic IV 1.2 TCE 115</b>	16-									
<b>Scénic IV 1.2 TCE 130</b>	16-									
Eng. H5F 403 / 408 / 412 1197 ccm 74-96 kW 101-130 PS										
<b>Clio IV Grandtour 0.9 TCE</b>	18-									
<b>Grand Scénic III 1.2 TCE</b>	12-									
<b>Grand Scénic III 1.2 TCE</b>	13-									
<b>Grand Scénic IV 1.2 TCE 115</b>	16-									
<b>Grand Scénic IV 1.2 TCE 130</b>	16-									
<b>Kadjar 1.2 TCE</b>	15-									
<b>Kangoo 1.2 TCE</b>	13-									
<b>Megane CC 1.2 TCE</b>										
<b>Megane III 1.2 TCE</b>	12-									
<b>Megane IV 1.2 TCE</b>	15-									
<b>Scénic III 1.2 TCE</b>	13-									
<b>Scénic IV 1.2 TCE 115</b>	16-									
<b>Scénic IV 1.2 TCE 130</b>	16-									
Eng. H5F 400 / 402 / 404 / 408 1198 ccm 85-97 kW (116-132 PS)										
<b>R5 - R14</b>	68-89	<b>73,00</b>	37,5	20		<b>793807-00-4</b>	-	73,00	-	-
<b>R 1170 / 1171</b>		4	0,2	x	1,75	910 Cr *				
<b>R 1224 / 1330 / 1337</b>			-	67	2,00	911 P				
<b>R 2126 / 2136 / 2137</b>			-		4,00	947 EX				
<b>Estafette / Rodeo</b>			62,7							
Eng. 810.01 / 02 / 03 / 05 / 10 Eng. 810.19 / 25 / 26 / 29 1289 ccm 26-50 kW (35-68 PS)						<b>793807-50-4</b>	-	73,50	-	-
<b>R5 / R6 / R10 / R12</b>	69-80	<b>73,00</b>				<b>793826-00-4</b>	-	73,00	-	-
<b>R1170 / R1171 / R1192</b>		4			1,75	910 Cr *				
<b>R2126 / R2136 / R2137</b>					2,00	931 P				
Eng. 810 / B7 / C7 1289 ccm 27-44 kW (37-60 PS)					4,00	3PC Cr				
<b>Twingo 1.2i</b>	93-	<b>74,00</b>	40,05	18		<b>793832-00-4</b>	-	74,00	-	-
<b>Clio 1.2i</b>		4	-	x	1,50	910 Cr *				
<b>Express 1.2i / Rapid 1.2i</b>			-	62	1,75	931 P				
Eng. C3G 1239 ccm 40 kW (55 PS)			61		3,00	947 EX Cr				
						<b>793832-50-4</b>	-	74,50	-	-



MODEL / ENGINE

	YEAR	 Dia. CYL	 VT MT	 Ø x L		 SM-REF	 SM-REF.	 Piston Dia.	 SM-REF.	 SM-REF.					
<b>RENAULT</b>  <b>R 14 1.2</b> Eng. 129 A 700 / XZ 7 R 1218 ccm 77 kW (57-58 PS)  <b>R 14 1.4</b> Eng. 150 A 700 / 159 X5 J 1360 ccm 44-52 kW (60-71 PS)	76-83	<b>75,00</b> 4				<b>793817-00-4</b> 1,75 910 IF Cr S 2,00 931 P 4,00 3PC Cr	-	75,00	-	-					
	79-83										<b>794102-00-4</b> 1,75 910 IF Cr S 2,00 911 P 4,00 3PC Cr	-	75,00	-	-
<b>Rapid / Express 1.4</b> Eng. E6J 728 / 734 / 738 Eng. E7J 720 / 724 / 726 Eng. E7J 728 / 773 Eng. R7J 1390 ccm 43-59 kW (58-80 PS)	91-95	<b>75,80</b> 4	31,7	19		<b>793802-00-4</b> 1,50 910 IF Cr S 1,75 911 3,00 3PC Cr	<b>803846-00-1</b>	75,80	<b>953846-1</b> A=80,60 L=130 H=91,50 C=90,20	<b>813846-1</b>					
			-	x	60						1,50 910 IF Cr S P 1,75 911 P 3,00 947 EX Cr P	-	75,80	-	-
<b>Clio 1.2</b> Eng. E5F / 710 / 716 1171 ccm 40-44 kW (55-60 PS)	90-96	<b>75,80</b> 4	35,08	19		<b>793802-00-4</b> 1,50 910 IF Cr S 1,75 911 3,00 3PC Cr	<b>803847-00-1</b>	75,80	<b>953846-1</b> A=80,60 L=130 H=91,50 C=90,20	<b>813847-1</b>					
			-	x	60						1,50 910 IF Cr S P 1,75 911 P 3,00 947 EX Cr P	-	75,80	-	-
<b>5 1.4</b> <b>9 1.4</b> <b>11 1.4</b> <b>18 1.4</b> <b>19 I 1.4 Cat</b> <b>19 I Chamade 1.4</b> <b>19 II Chamade 1.4</b> <b>Express 1.4</b> <b>Express 1.4</b> <b>Fuego 1.4 TL/GTL</b> <b>Rapid 1.4</b> <b>Super 5 1.4</b> <b>Trafic 1.4</b> Eng. 847.700 / 701 / 712 / 720 Eng. C1J 700 / 715 / 742 / 768 Eng. C1J 780 / 792 / 793 / 796 Eng. C2J 700 / 713 / 717 / 718 Eng. C2J 757 / 772 / 782 / 784 Eng. C3J 700 / 702 1397 ccm 35-53 kW (48-72 PS)	82-85	<b>76,00</b> 4	37,5	20		<b>793809-00-4</b> 1,75 910 IF Cr * 2,00 931 P 4,00 3PC Cr P	<b>803844-00-1</b> *NEW*	76,00	<b>953844-1</b> *NEW* A=80,25 L=134,00 H=5,50 C=90,20	<b>813844-4</b> *NEW*					
	81-88		-	x	1,75 910 IF Cr S P 1,75 911 P 3,00 947 EX Cr P						-	75,80	-	-	
	83-88		-	64	1,50 910 IF Cr S P 1,75 911 P 3,00 947 EX Cr P						-	75,80	-	-	
	78-91		-	S	1,50 910 IF Cr S P 1,75 911 P 3,00 947 EX Cr P						-	75,80	-	-	
	89-92		64		1,50 910 IF Cr S P 1,75 911 P 3,00 947 EX Cr P						-	75,80	-	-	
	88-92		-		1,50 910 IF Cr S P 1,75 911 P 3,00 947 EX Cr P						-	75,80	-	-	
	92-95		-		1,50 910 IF Cr S P 1,75 911 P 3,00 947 EX Cr P						-	75,80	-	-	
	86-89		-		1,50 910 IF Cr S P 1,75 911 P 3,00 947 EX Cr P						-	75,80	-	-	
	86-97		-		1,50 910 IF Cr S P 1,75 911 P 3,00 947 EX Cr P						-	75,80	-	-	
	80-85		-		1,50 910 IF Cr S P 1,75 911 P 3,00 947 EX Cr P						-	75,80	-	-	
	85-91		-		1,50 910 IF Cr S P 1,75 911 P 3,00 947 EX Cr P						-	75,80	-	-	



MODEL / ENGINE

YEAR



Dia.  
CYL



VT  
MT BU



Ø x L



1



SM-REF



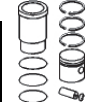
SM-REF.



Piston  
Dia.



SM-REF.



SM-REF.

**RENAULT**

**R 16 / R 18**

Eng. 807 / 821  
1565 ccm  
49-63 kW (66-85 PS)

71-86

**77,00**  
4

1,75  
2,00  
4,00

**793810-00-4**  
910 Cr \*  
931 P  
947 EX P

-

77,00

-

-

**R 16 / Alpine A310**

**R 12 (USA)**  
**R 17 / R 20**  
Eng. 843.01 / 05 / 20  
1647 ccm  
53-72 kW (73-98 PS)

73-79

76-81

75-81

**79,00**  
4

1,75  
2,00  
4,00

**793818-00-4**  
910 IF Cr \*  
931 P  
947 EX Cr

-

79,00

-

-

**Clio**

Eng. K7J  
1390 ccm  
72 kW (98 PS)

99-

**79,50**  
4

35,83

-

-

-

-

58

-

-

19

x

62

1,50  
1,50  
2,50

**793841-00-4**  
910 IF Cr \*  
931 P  
3PC Cr P

**803841-00-1**

79,50

-

-

**793841-25-4**

-

79,75

-

-

**793841-50-4**

**803841-50-1**

80,00

-

-



MODEL / ENGINE

YEAR

Dia.  
CYL

SM-REF



SM-REF.

Piston  
Dia.

SM-REF.



SM-REF.

**RENAULT**

<b>Clio Grandtour 1.4 16V</b>	10-	<b>79,50</b> 4				<b>793841-00-4</b>	-	79,50	-	-
<b>Clio II 1.4 16V</b>	99-									
<b>Clio II 1.4i</b>	00-07									
<b>Mégane I 1.4 16V</b>	99-03									
<b>Mégane I Cabriolet 1.4 16V</b>	99-03									
<b>Mégane I Classic 1.4 16V</b>	99-03					<b>793841-25-4</b>	-	79,75	-	-
<b>Mégane I Coach 1.4 16V</b>	99-03									
<b>Mégane I Grandto. 1.4 16V</b>	99-03					<b>793841-50-4</b>	-	80,00	-	-
<b>Mégane II 1.4 16V</b>	02-									
<b>Mégane II Estate/Saloon1.4</b>	03-									
<b>Modus / Grand Modus 1.4</b>	04-					<b>793842-00-4</b>	-	79,50	-	-
<b>Scénic II 1.4 16V</b>	03-				1,20	910 Cr Fe S				
<b>Scénic I 1.4 16V</b>	99-03				1,50	931 P				
<b>Scénic II 1.4 16V</b>	03-				2,50	3PC Cr P				
<b>Thalia 1.4 16V</b>	00-									
Eng. K4J 700 / 712-715 / 730						<b>793842-25-4</b>	-	79,75	-	-
Eng. K4J 732 / 740 / 750 / 770										
Eng. K4J 780 / K4J D 740						<b>793842-50-4</b>	-	80,00	-	-
Eng. K4J 710 / 711 Euro 4										
1390 ccm										
60-72 kW (95-98 PS)										
<b>Clio II 1.6i</b>	01-									
<b>Clio II 1.6 16V</b>	98-									
<b>Clio II 1.6 Hi-Flex</b>	05-10									
<b>Mégane I 1.6 16V</b>	99-03									
<b>Mégane I Cabriolet 1.6 16V</b>	99-03									
<b>Mégane I Classic 1.6 16V</b>	99-03									
<b>Mégane I Coach 1.6 16V</b>	99-03									
<b>Mégane I Grandto. 1.6 16V</b>	99-03									
<b>Mégane I LPG</b>	00-02									
<b>Mégane Scenic 1.6 16V</b>	98-99									
<b>Mégane II 1.6 16V</b>	02-									
<b>Mégane II Coupé-Cabrio</b>	03-									
<b>Mégane II Estate 1.6</b>	03-									
<b>Mégane II Estate 1.6 16V</b>	06-									
<b>Mégane II Saloon 1.6</b>	03-									
<b>Mégane III Hatchb. 1.6 16V</b>	08-									
<b>Modus / Grand Modus 1.6</b>	04-									
<b>Kangoo 1.6i</b>	01-									
<b>Kangoo II 1.6i</b>	05-									
<b>Kangoo 1.6 16V / 4x4</b>	01-									
<b>Kangoo Express 1.6 16V</b>	01-									
<b>Kangoo Express 1.6 16V 4x4</b>	01-									
<b>Laguna 1.6i</b>	98-01									
<b>Laguna I 1.6 16V</b>	97-01									
<b>Laguna II 1.6 16V</b>	01-									
<b>Laguna II Grandto. 1.6 16V</b>	01-									
<b>Logan / Estate 1.6</b>	07									
<b>Scénic I 1.6 / BiFuel</b>	99-01									
<b>Thalia II 1.6 16V</b>	08-									
Eng. K4M 697 / 698 / 700 / 704										
Eng. K4M 709 / 711 / 714 / 716										
Eng. K4M 724 / 740 / 743 / 748										
Eng. K4M 752 / 753 / 760										
Eng. K4M 744 Euro 4										
Eng. K4M D 812										
1598 ccm										
66-82 kW (89-111 PS)										



MODEL / ENGINE

YEAR

Dia.  
CYLVT  
MT

Ø x L



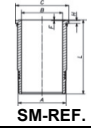
1



SM-REF



SM-REF.

Piston  
Dia.

SM-REF.



SM-REF.

**RENAULT**

<b>Clio II 1.6</b>	98-	<b>79,50</b>	31,7	20		<b>793841-00-4</b>	<b>803832-00-1</b>	79,50	-	-
<b>Clio III 1.6</b>	05-10	4	-	x	1,50	910 IF Cr *				
<b>Duster 1.6</b>	12-		-2,0/-2,0	62	1,50	931 P				
<b>Duster 16V</b>	11-		-1,3		2,50	3PC Cr P				
<b>Duster 1.6 16V 4x4</b>	15-		54,7							
<b>Kangoo 1.6 16V LPG</b>	08-		-			<b>793841-25-4</b>	<b>803832-25-1</b>	79,75	-	-
<b>Grand Kangoo 1.6 16V LPG</b>	08-		Ø=69,50							
<b>Kangoo 1.6</b>	01-		-			<b>793841-50-4</b>	<b>803832-50-1</b>	80,00	-	-
<b>Kango 1.6 LPG</b>	08-									
<b>Laguna I 1.6</b>	97-01									
<b>Laguna II 1.6</b>	01-									
<b>Logan 1.6</b>	07-									
<b>Mégane I 1.6</b>	99-03									
<b>Mégane II 1.6</b>	02-09									
<b>Mégane II Grandt. 1.6 LPG</b>	06-09									
<b>Modus 1.6</b>	04-									
<b>Oroch 1.6 16V</b>	15-									
<b>Sandero 1.6</b>	07-									
<b>Sandero / Stepway I 1.6</b>	12-									
<b>Scenic I 1.6</b>	98-01									
<b>Thalia I 1.6</b>	02-									
<b>Thalia II 1.6</b>	08-									
Eng. K4M 616 / 690 / 701 / 706										
Eng. K4M 708 / 710 / 712 / 720										
Eng. K4M 730 / 732 / 734 / 736										
Eng. K4M 742 / 745 / 790 / 830										
1598 ccm										
66-82 kW (90-112 PS)										

<b>R9 / R11 / R21</b>	86-	<b>81,00</b>				<b>793828-00-4</b>	-	81,00	-	-
<b>R19 / R5</b>	85-	4			1,75	910 IF Cr *				
Eng. F2N C710					2,00	911 P				
Eng. F2N A700/704					3,00	3PC Cr				
Eng. F2N-E708 / F3N-746										
Eng. F2N-C710										
Eng. F2N 700 / 742 / 752 / 753										
1721 ccm					1,75	910 IF Cr *		81,00	-	-
55-80 kW (75-109 PS)					2,00	911 P				
					3,00	947 EX Cr				

<b>Clio I 2.0</b>	94-98	<b>82,70</b>				<b>793846-00-4</b>	-	82,70	-	-
<b>Mégane I 2.0</b>	96-03	4			1,20	910 IF Nit S				
<b>Sport Spider 2.0</b>	95-99				1,50	931 P				
Eng. F7R 700 / 710 / 714					2,50	3PC Nit				
1998 ccm										
108-110 kW (147-150 PS)										



MODEL / ENGINE

YEAR



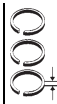
Dia.  
CYL



VT  
MT



Ø x L



SM-REF



SM-REF.



SM-REF.



Piston  
Dia.



SM-REF.



SM-REF.

**RENAULT**

<b>Clio I 1.8</b>	90-98	<b>82,70</b>				<b>793840-00-4</b>	-	82,70	-	-
<b>Laguna I 1.8</b>	95-01	4			1,50	910 IF Cr*				
Eng. F3P					1,75	911 P				
Eng. F3P 678	95-				3,00	3PC Cr				
Eng. F3P 755	94-					<b>793840-50-4</b>	-	83,20	-	-
1783 ccm										
66 kW (90 PS)										
<b>Clio I 1.8</b>	91-98					<b>793890-00-4</b>	-	82,70	-	-
<b>Laguna I 1.8</b>	93-01				1,50	910 IF Cr *				
<b>R 19 Hatch 1.8</b>	92-95				1,75	911 P				
<b>R 19 I 1.8</b>	92-94				3,00	947 EX Nit S				
<b>R 19 II 1.8</b>	92-96									
Eng. F3P 674 / 676										
Eng. F3P 700 / 704 / 705 / 706										
Eng. F3P 707 / 708 / 710 / 712										
Eng. F3P 714 / 720 / 724 / 754										
Eng. F3P 758 / 760 / 764 / 765										
1794 ccm										
65-79 kW (88-107 PS)										
<b>Espace III 2.0</b>	96-00									
<b>Laguna I 2.0</b>	93-01									
<b>Megane I 2.0</b>	97-99									
<b>Megane I 2.0 I</b>	96-03									
<b>Megane 2.0 RXE 4x4</b>	97-99									
<b>Megane RXE 2.0</b>	98-01									
<b>Megane Sedan RXE 2.0</b>	98-01									
Eng. F3R 722 / 723										
Eng. F3R 728 / 750 / 791										
Eng. F3R 796 / 797 / 798										
1998 ccm										
80-84 kW (109-114 PS)										
<b>Laguna I 1.8</b>	98-01	<b>82,70</b>				<b>791143-00-4</b>	-	82,70	-	-
<b>Laguna II 1.8</b>	01-	4			1,20	910 IF Nit S				
<b>Mégane I 1.8</b>	01-03				1,50	931 P				
<b>Scenic I 1.8</b>	00-03				2,00	3PC Nit				
<b>Trafic II 2.0</b>	01-					<b>791143-25-4</b>	-	82,95	-	-
Eng. F4P 720 / 722 / 771 / 773						<b>791143-50-4</b>	-	83,20	-	-
Eng. F4P 774 / 775 / 760 / 770										
1783 ccm										
85-89 kW (116-121 PS)										
<b>Laguna / Safrane</b>	95-01	<b>83,00</b>				<b>793847-00-4</b>	-	83,00	-	-
Eng. N7 Q		4			1,20	910 IF Nit S				
1948 ccm					1,50	930 P				
102 kW (139 PS)					2,50	3PC Nit				
<b>Safrane 2.4i 20V</b>	96-00	<b>83,00</b>				<b>793848-00-5</b>	-	83,00	-	-
Eng. N7 U 700 / 701		5			1,20	910 IF Nit S				
2435 ccm					1,75	931 P				
121 kW (165 PS)					3,00	3PC Cr				
<b>R25</b>	78-80	<b>88,00</b>				<b>793707-00-2</b>	-	88,00	-	-
Eng. 140.04		4			1,50	910 IF Cr *				
2664 ccm					2,00	911 IF				
104,5 kW (142 PS)					4,00	3PC Cr				
<b>R30</b>	75-79									
Eng. 144.01										
2664 ccm										
92-96,5 kW (125-131 PS)										





MODEL / ENGINE

YEAR

Dia.  
CYLVT  
MT

Ø x L



SM-REF



SM-REF.



SM-REF.

Piston  
Dia.

SM-REF.



SM-REF.

**RENAULT****Espace I 2.0**

84-90

**88,00**

4

1,75

**793777-00-4**

-

88,00

-

-

**Fuego 2.0**

80-85

2,00

910 IF Cr \*

**R 18 2.0**

79-85

4,00

911 IF P

**R 20 2.0**

77-83

947 EX P

**R 25 2.0**

84-92

**Trafic P 862**

83-

Eng. 829.00 / 829.01 / 829.710

Eng. J5R A7

Eng. J6R 234 / 236 / 706

Eng. J6R 707 / 734

1995 ccm

61-85 kW (83-110 PS)

**Espace I 2.2i**

86-90

**Espace II 2.2i**

91-96

**Master T28 2.2i**

94-97

**R 20 2.2**

80-83

**R 25 2.2i**

86-90

Eng. 851.700

Eng. J7T 730 / 770 / 772 / 788

2165 ccm

67-93 kW (91-126 PS)

**Clio 1.2**

95-

**88,00**

4

1,75

**793733-00-4**

-

88,00

-

-

Eng. E7 F

1171 ccm

44 kW (60 PS)

2,00

910 IF Cr \*

4,00

911 IF P

3PC Cr P

**Clio / Express / Kangoo**

91-

**R 19**

Eng. E6 J / E7 J / R7 J

1390 ccm

55-59 kW (75-80 PS)



MODEL / ENGINE

YEAR



Dia.  
CYL



VT  
MT



Ø x L



SM-REF



SM-REF.



Piston  
Dia.



SM-REF.



SM-REF.

**RENAULT**

<b>Master I Flatbed</b>	82-86	<b>88,00</b> 4			<b>793811-00-4</b>	-	88,00	-	-
<b>Chassis 28-35 2.0</b>			1,50	910 IF Cr S					
<b>Master I Bus 28-35 2.0</b>	80-86		1,75	931 P					
<b>Master I Van 28-35 2.0</b>	80-86		3,00	3PC Cr					
<b>Trafic Bus 2.0 / 4x4</b>	86-89								
<b>Trafic Flatbed</b>	85-89								
<b>Trafic Van 2.0 / 4x4</b>	86-89				<b>793821-00-4</b>	-	88,00	-	-
<b>Master I Bus 28-35 2.0</b>	86-98	1,50	910 IF Cr S						
<b>Master I Flatbed</b>	89-93		1,75	931 P					
<b>Espace 2.0 / i / Quadra</b>	84-90		3,00	947 EX Cr P					
<b>Espace Mk II 2.0</b>	91-96								
<b>25 2.0</b>	84-92								
<b>Fuego 2.0 TX/GTX</b>	80-85								
<b>18 2.0</b>	82-86								
<b>18 Variable 2.0 /</b>	81-86								
<b>All-wheel Drive 4x4</b>									
<b>21 2.0 / Savanna 2.0</b>	91-93								
<b>21 Saloon 2.0</b>	86-93								
<b>25 2.0</b>	84-92								
Eng. 829 730 / 829 731									
Eng. J5R 716/718/722/726									
Eng. J5R 728									
Eng. J6R 234/236/706/707									
Eng. J6R 710/712/713/715									
Eng. J6R 716 /758-760/762									
Eng. J6R 792/793									
Eng. J7R 722/723/740									
Eng. J7R 746/747/751									
Eng. J7R 752/760/768									
1995 ccm									
57-129 kW (78-175 PS)									
<b>20 2.2</b>	80-83								
<b>25 2.2</b>	84-89								
<b>21 2.2 / 4x4</b>	86-94								
<b>21 Saloon 2.2 / 4x4</b>	86-94								
<b>21 Savanna 2.2 / 4x4</b>	86-93								
<b>Espace 2.2 / Quadra</b>	86-90								
<b>Trafic Bus 2.2 / 4x4</b>	89-94								
<b>Trafic Van 2.2 / 4x4</b>									
Eng. 851 700									
Eng. J7T 706/714/715									
Eng. J7T 730-733/754/755									
Eng. J7T 770/780									
2165 ccm									
85 kW-91 kW (95-124 PS)									



MODEL / ENGINE

YEAR

Dia.  
CYL

SM-REF



SM-REF.

Piston  
Dia.








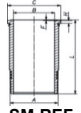

SM-REF.



SM-REF.

**RENAULT DIESEL**

<b>Eng. K9K 700 / 702 / 704</b>		<b>76,00</b>	41,78	25		<b>793845-00-4</b>	<b>803830-00-1</b>	76,00	-	-
<b>Eng. K9K 706 / 708 / 710</b>		4	-	x	2,00	910 Cr *				
<b>Eng. K9K 712 / 714 / 716</b>			0,48/-0,28	60	2,00	931 P	RT			
<b>Eng. K9K 722 / 724 / 740</b>			-13,95	T	2,50	947 EX Nit S				
<b>Eng. K9K 750 / 752 / 760</b>			66							
<b>Eng. K9K 762 / 768 / 790</b>			-			<b>793845-25-4</b>	-	76,25	-	-
<b>Eng. K9K 792 / 794 / 796</b>			MØ=39,7							
<b>Eng. K9K 800</b>			-			<b>793845-50-4</b>	<b>803830-50-1</b>	76,50	-	-
Clio II 1.5 DCI	01-12									
Clio III 1.5 DCI	05-12									
Clio III Grandtour 1.5 DCI	07-12		41,7	26		<b>793845-00-4</b>	<b>803831-00-1</b>	76,00	-	-
Duster 1.5 DCI			-	x	2,00	910 Cr *				
Kangoo 1.5 DCI	01-10		-0,2/-0,4	60	2,00	931 P	RT			
Kangoo/Grand Kangoo II 1.5 DCI 70	08-		-14,2	T	2,50	947 EX Nit S				
Kangoo Be Bop 1.5 DCI	13-		66							
Kango Express 1.5 DCI	01-		-			<b>793845-25-4</b>	-	76,25	-	-
Logan I 1.5 DCI	06-		MØ=39,7							
Megane II 1.5 DCI	02-08		MV=2,4/1,5			<b>793845-50-4</b>	<b>803831-50-1</b>	76,50	-	-
Modus / Grand Modus 1.5 DCI 90	10-									
Modus / Grand Modus 1.5 DCI	04-									
Pulse 1.5 DCI	12-17		41,7	26		<b>793845-00-4</b>	<b>803850-00-1</b>	76,00	-	-
Sandero/Stepway I 1.5 DCI	08-11		-	x	2,00	910 Cr *				
Scénic II 1.5 DCI	03-08		-0,40/-0,25	60	2,00	931 P	RT / KK			
Thalia I 1.5 DCI01-09			-13,5	T	2,50	947 EX Nit S				
Thalia II 1.5 DCI	08-		66							
Twingo II 1.5 DCI	07-14		-			<b>793845-25-4</b>	-	76,25	-	-
1461 ccm			MØ=49							
42-74 kW (65-88 PS)			-			<b>793845-00-4</b>	<b>803850-50-1</b>	76,50	-	-

MODEL / ENGINE	YEAR	 Dia. CYL	 KH GL VT BU MT	 Ø x L	 2,00 2,00 2,50	 SM-REF	 SM-REF.	 Piston Dia.	 SM-REF.	 SM-REF.
<b>Eng. K9K 712 / 718 / 724</b>		<b>76,00</b>	41,7	26		<b>793845-00-4</b>	<b>803802-00-1</b>	76,00	-	-
<b>Eng. K9K 728 / 729 / 732</b>		4	-	x	2,00	910 Cr *				
<b>Eng. K9K 734 / 760 / 764</b>			-0,4/-0,25	60	2,00	931 P	RT / KK			
<b>Eng. K9K 766 / 772 / 780</b>			-14	T	2,50	947 EX Nit S				
<b>Eng. K9K 796 / 802 / 804</b>			66							
<b>Eng. K9K 806 / 832</b>			-			<b>793845-25-4</b>	-	76,25	-	-
<b>Eng. K9K G 724 / P 732</b>			MØ=39,8							
Clio II 1.5 DCI	03-09		-			<b>793845-50-4</b>	<b>803802-50-1</b>	76,50	-	-
Clio III 1.5 DCI	-14									
Clio III Grandtour 1.5 DCI	07-12									
Fluence 1.5 DCI	10-									
Grand Scénic II 1.5 DCI	04-09									
Grand Scenic III 1.5 DCI	09-									
Kangoo 1.5 DCI	05-									
Kangoo/Grand Kangoo II 1.5 DCI 110	10-									
Kangoo/Grand Kangoo II 1.5 DCI 70	08-									
Kangoo/Grand Kangoo II 1.5 DCI 85	08-									
Kangoo/Grand Kangoo II 1.5 DCI 105	08									
Kangoo/Grand Kangoo II 1.5 DCI	08-									
Kangoo Be Bop 1.5 DCI 75	10-									
Kangoo Be Bop 1.5 DCI	09-12									
Kangoo Express 1.5 DCI										
Kangoo Express 1.5 DCI 110	10-									
Kangoo Express 1.5 DCI 85	08-									
Kangoo Express 1.5 DCI 105	08-									
Laguna III 1.5 DCI	07-15									
Laguna III Grandtour 1.5 DCI	07-15									
Logan I 1.5 DCI	08-15									
Megane II 1.5 DCI	03-09									
Megane II Coupé 1.5 DCI	06-09									
Modua / Grand Modus 1.5 DCI	04-									
Scala 1.5 DCI	12-17									
Scénic II 1.5 DCI	03-08									
Scénic III 1.5 DCI	09-									
Thalia I 1.5 DCI	01-09									
Thalia II 1.5 DCI	08-									
Twingo II 1.5 DCI	08-14									
1461 ccm 50-81 kW (68-110 PS)										
<b>Eng. F8M - A700</b>		<b>78,00</b>	47,25	24		<b>793827-00-4</b>	<b>803805-00-1</b>	78,00	<b>953804-4</b>	<b>813805-4</b>
R5 / R9 / R11 / Express	83-86	4	-	x	2,00	910 Cr *			A=81	
1596 ccm			-	66,5	2,00	911	AK		L=149	
40 kW (55 PS)			-1,5		3,00	947 EX Cr			H=4,5	
			74,5						C=83,4	
						<b>793827-50-4</b>	<b>803805-50-1</b>	78,50	-	-
<b>Eng. F8M - D720 / 730</b>		<b>78,00</b>	47,25	24		<b>793827-00-4</b>	<b>803806-00-1</b>	78,00	<b>953804-4</b>	<b>813806-4</b>
R5 / R9 / R11 / TD Express	85-	4	-	x	2,00	910 Cr *			A=81	
1596 ccm			-	66,5	2,00	911	AK		L=149	
40 kW (55 PS)			-1,5		3,00	947 EX Cr			H=4,5	
			74,5						C=83,4	
						<b>793827-50-4</b>	<b>803806-50-1</b>	78,50	-	-



MODEL / ENGINE

YEAR



Dia.  
CYL



VT  
MT



Ø x L



SM-REF



SM-REF.



Piston  
Dia.













SM-REF.



SM-REF.

**RENAULT DIESEL**

<b>Eng. F8Q 600 / 606 / 620</b>		<b>80,00</b>				<b>793829-00-4</b>			
<b>Eng. F8Q 624 / 630 / 632</b>		4			2,00	910 Cr *			
<b>Eng. F8Q 636 / 640 / 644</b>					2,00	911 IF U			
<b>Eng. F8Q 646 / 648 / 662</b>					3,00	947 EX Cr			
<b>Eng. F8Q 676 / 678 / 682</b>						<b>793829-50-4</b>			
<b>Eng. F8Q 696 / 706 / 710</b>									
<b>Eng. F8Q 714 / 722 / 724</b>									
<b>Eng. F8Q 730 / 732 / 742</b>									
<b>Eng. F8Q 744 / 764 / 774</b>									
<b>Eng. F8Q 776</b>									
<b>Eng. F9Q 674</b>									
19 I 1.9D	88-92								
19 I Chamade 1.9 D	89-92								
19 II 1.9 D	92-98								
19 II DT	92-95								
19 II Chamade 1.9 D									
21 1.9 D	89-94								
Clio I 1.9 D	91-98								
Clio II 1.9 D	99-05								
Express 1.9 D	95-97								
Kangoo D 55 1.9	97-								
Kangoo D 65 1.9	97-01								
Kangoo Express D 55 1.9	97-								
Kangoo Express D 65 1.9	97-								
Kangoo Express 1.9 D	99-09								
Laguna II 1.9 DCI	01-07								
Laguna II Grandtour 1.9 DCI	01-07								
Mégane I Classic 1.9 D	96-03								
Mégane I Hatchback 1.9 D	95-00								
Rapid 1.9 D	94-98								
Thalia I 1.9 D	98-02								
Trafic 1.9 D	89-02								
1870 ccm									
40-66 kW (54-90 PS)									
<b>Eng. F8Q 630 / 632 / 662</b>		<b>80,00</b>	42,35	24		<b>793722-00-4</b>	<b>803840-00-1</b>	80,00	-
Clio	91-97	4	-	x	2,00	910 Cr *			-
Express	91-		-	63	2,00	911 IF U	RT		
Kangoo	97-99		-4,5		3,00	947 EX Cr			
Mégane	96-99		70,5						
R 19	88-96					<b>793722-50-4</b>	<b>803840-50-1</b>	80,50	-
R 21	89-95								-
Rapid	96-97					<b>793722-80-4</b>	-	80,80	-
1870 ccm									
40-48 kW (55-65 PS)									
<b>Eng. F8Q 732 / 742</b>		<b>80,00</b>	42,5	24		<b>793722-00-4</b>	<b>803807-00-1</b>	80,00	-
R19 / R21	89-	4	-	x	2,00	910 Cr *			-
Clio	91-		-	63	2,00	911 IF U	RT		
1870 ccm			-0,7		3,00	947 EX Cr			
44-48 kW (60-65 PS)			67,4						
						<b>793722-50-4</b>	<b>803807-50-1</b>	80,50	-
						<b>793722-80-4</b>	-		-
<b>Eng. F8QT-610 / 740</b>		<b>80,00</b>	41,71	26		<b>793834-00-4</b>	<b>803808-00-1</b>	80,00	-
<b>Eng. 768 / 784 / 785</b>		4	-	x	2,50	914 Cr *			-
R19	92-		-	66,5	2,00	911 P	RT / KK / HA		
Mégane	96-		-0,7		3,00	947 EX Cr			
1870 ccm			66,69						
66-69 kW (90-94 PS)						<b>793834-50-4</b>	<b>803808-50-1</b>	80,50	-

 MODEL / ENGINE	YEAR	 Dia. CYL	 VT MT	 Ø x L		 SM-REF	 SM-REF.	 Piston Dia.	 SM-REF.	 SM-REF.
<b>RENAULT DIESEL</b>										
<b>Eng. F9Q 204 / 260</b> <b>Eng. F9Q 650 / 664 / 670</b> <b>Eng. F9Q 674 / 750 / 756</b> <b>Eng. F9Q 758 / 800</b> Clio III 1.9 DCI Laguna II 1.9 DCI Laguna II Grandtour 1.9 DCI Mégane II 1.9 DCI Mégane Grandtour 1.9 DCI Mégane Grandtour II 1.9 DCI 1870 ccm 66-92 kW (90-130 PS)	05-01-01-07-03-09-99-01-03-09	80,00 4	47,04 - -0,75/-0,75 -17,8 77 - MØ=38 -	28 x 60 T	2,50 2,00 3,00	<b>793843-00-4</b> 910 IF Cr * 911 IF U 947 EX Cr	<b>803818-00-1</b>  RT / KK  <b>803818-50-1</b>	80,00       80,50	-       -	-       -
<b>Eng. F9Q 710 / 718</b> <b>Eng. F9Q 730 / 732</b> <b>Eng. F9Q 734 / 780</b> Clio / Kangoo / Laguna Mégane / Scénic 1.9 DTI 1870 ccm 72-74 kW (98-100 PS)	97-05-97-03	80,00 4	47,06 - - -17,8 77,4 MØ=38	28 x 60 T	2,50 2,00 3,00	<b>793843-00-4</b> 910 IF Cr * 911 IF U 947 EX Cr	<b>803823-00-1</b>  RT / AK  <b>793843-50-4</b> <b>803823-50-1</b>	80,00       80,51	-       -	-       -
<b>Eng. F9Q 870 / 872</b> Scénic III Grand Scénic III Mégane III Mégane CC Mégane III Grandtour 1870 ccm 96 kW (131 PS)	09-09-08-10-09-	80,00 4	46,96 - - -13,27 70 - MØ=48 -	28 x 64 T	2,50 2,00 3,00	<b>793843-00-4</b> 910 IF Cr * 911 IF U 947 EX Cr	<b>803833-00-1</b>  RT / KK  <b>793843-50-4</b> <b>803833-50-1</b>	80,00       80,50	-       -	-       -
<b>Eng. R9M 408 / 413 / 414</b> <b>Eng. R9M 450 / 452 / 453</b> <b>Eng. R9M 402 / 404 Euro 5</b> <b>Eng. R9M 409 Euro 5</b> Espace V 1.6 DCI 130 / 160 Fluence 1.6 DCI Grand Scénic III 1.6 DCI Grand Scénic IV 1.6 DCI 130 / 160 Kadjar 1.6 DCI 130 / 4x4 Koleos II 1.6 DCI 130 Mégane CC 1.6 DCI Mégane CC III 1.6 DCI Mégane IV 130 / 165 Mégane IV Grandt. 1.6 DCI 130/165 Scénic III 1.6 DCI Scénic IV 1.6 DCI 130 / 160 Talisman 1.6 DCI 130 / 160 Talisman Grandt. 1.6 DCI 130/160 Trafic III 1.6 DCI 90 / 95 / 115 / 120 Trafic III 1.6 DCI 125 / 140 / 145 1598 ccm 70-120 kW (95-163 PS)	15-14-11-16-15-16-11-11-15-16-11-11-15-16-16-14-14-	80,01 4	46 - -0,35/0,45 -12,3 70,5 - MØ=46,5 -	30 x 60 T	2,00 1,75 2,00	<b>793822-00-4</b> 913 Nit S PVD 911 IF U P 947 EX Nit S	<b>803803-00-1</b>  RT / KK  <b>793822-50-4</b> <b>803803-50-1</b>	80,01       80,51	-       -	-       -

**MODEL / ENGINE****YEAR****Dia.  
CYL****VT  
MT****Ø x L****SM-REF****SM-REF.****Piston  
Dia.****SM-REF.****SM-REF.****RENAULT DIESEL****Eng. M9R 610 / 615 / 700****Eng. M9R 721 / 722 / 724****Eng. M9R 722 / 724 / 740****Eng. M9R 742 / 744 / 746****Eng. M9R 746 / 748 / 750****Eng. M9R 760-763 / 782****Eng. M9R 800 / 802 / 809****Eng. M9R 816 / 830 / 832**

Espace IV 2.0 DCI

Grand Scénic II 2.0 DCI

Grand Scénic III 2.0 DCI

Koleos 2.0 DCI / 4x4

Laguna Coupe 2.0 DCI

Laguna II 2.0 DCI

Laguna II Grandtour 2.0 DCI

Laguna III 2.0 DCI

Laguna III Grandtour 2.0 DCI

Mégane CC 2.0 DCI

Mégane II 2.0 DCI

Mégane II Coupé-Cabriolet 2.0 DCI

Mégane II Estate / Saloon 2.0 DCI

Mégane III Coupe /

Grandtour / Hatchback / 2.0 DCI

Scénic II 2.0 DCI

Scénic III 2.0 DCI

Trafic II Box 2.0 DCI 90

Trafic II Box 2.0 DCI 115

Trafic Bus 2.0 DCI 115

Trafic II Platform 2.0 DCI 90

Trafic II Chassis 2.0 DCI 115

Vel Satis 2.0 DCI

1995 ccm

66-132 kW (89-180 PS)

**Eng. M9R 780 / 786 Euro 4****Eng. M9R A 700 Euro 4****Eng. M9R B 721 Euro 4****Eng. M9Ra 742 Euro 4**

Scenic 2.0 CDI

Trafic II 2.0 DCI 115

Trafic II Box 2.0 DCI 90

Trafic II Bus 2.0 DCI 115

Trafic II

Platform/Chassis 2.0 DCI 90/115

1995 ccm

66-110 kW (89-150 PS)

**Eng. M9T 670 / 672 / 676****Eng. M9T 686 / 690 / 692****Eng. M9T 694 / 696 / 698**

Euro 4 &amp; 5

**Eng. M9T 606 / 678 / 680****Eng. M9T 870 / 872 / 876****Eng. M9T 880 / 882 / 890****Eng. M9T 892 / 896 / 898**

Master III 2.3 DCI 10

Master III 2.3 DCI 100 / 125 / 150

2298 ccm

74-107 kW (101/125/146 PS)

**85,01**

4

47,88

-

-

-16,2

76

-

MØ=50

32

x

65

2,50

2,00

2,00

**793804-00-4**

913 Cr \*

911 IF UP

947 Nit S

**793804-25-4****793804-50-4****803848-00-1**

RT / KK

-

**803848-50-1**

85,01

-

-

85,25

85,51

-

-



MODEL / ENGINE

YEAR



Dia.  
CYL



Ø x L



SM-REF



SM-REF.



Piston  
Dia.



SM-REF.



SM-REF.

**RENAULT DIESEL**

**Eng. J8S Atmo / 852**

R21 / R25  
2068 ccm  
65 kW (88 PS)

86,00  
4

2,25  
2,00  
3,00

**793808-00-4**  
910 IF Cr \*  
911  
947 EX Nit P

-

86,00

-

-

**Eng. 852.720 / 750  
Eng. 852.A700 / B710  
Eng. J8S.330 / 704**

Master  
Nevada  
P1000/1200/1400/323/PA32  
PA93 / R1275 / 1344 / 1354  
R18 / R20 / R21 / R25  
2068 ccm  
47-49,5 kW (64-67 PS)

79-  
88-95  
85-

86,00  
4

51  
-  
-  
-3,8  
92,9

28  
x  
75

2,00  
2,00  
4,00

**793824-00-4**  
910 Cr \*  
911  
947 EX Cr

**803824-00-1**  
  
RT / AK

86,00

**953809-4**  
A=93,6  
L=166  
H=93,05

**813824-4**

**Eng. J8S 708 / 12 / 14**

R18TD / R20TD / R21TD  
R25TD / R30TD / Fuego  
Espace TD  
Nevada  
2068 ccm  
62/65,5 kW (85/88 PS)

81-  
88-95

86,00  
4

50,99  
-  
-  
-4  
93

28  
x  
75

2,50  
2,50  
4,00

**793830-00-4**  
914 Cr \*  
931 P  
947 EX Cr

**803809-00-1**

86,00

**953809-4**  
A=93,6  
L=166  
H=93,05

**813809-4**

**Eng. J8 S**

Espace / Fuego / Nevada  
R18 / 20 / 25 / 30  
2068 ccm  
62-65,5 kW (85-88 PS)

81-95

86,00  
4

2,50  
2,50  
3,00

**793831-00-4**  
914 Cr \*  
931 P  
947 EX Nit P

-

86,00

-

-

**Eng. G8 T**

Espace / Safrane / Laguna  
2188 ccm  
83 kW (113 PS)

96-00

87,00  
4

3,00  
1,75  
2,50

**793844-00-4**  
910 IF Cr \*  
931 P  
947 EX Nit S

-

87,00

-

-

**Eng. G9T 600/605/606/642  
Eng. G9T 642/645/700/702  
Eng. G9T 703/704/706/707  
Eng. G9T 710/712/720/722  
Eng. G9T 742/743/750**

Laguna II 2.2 DCI/Sport Tourer  
Vel Satis 2.2 DCI  
Espace Mk III 2.2 DCI  
Espace Mk IV 2.2 DCI  
Avantime 2.2 DCI  
Master II Box 2.2 DCI 90  
Master II Flatbed /Chassis 2.2  
Master II Van 2.2 DCI  
2198 ccm  
66-110 kW (89-150 PS)

04-05  
04-  
00-02  
06-  
02-03  
00-

87,00  
4

3,00  
1,75  
2,50

**793849-00-4**  
913 Cr \*  
931 P  
947 EX Nit S

-

87,00

-

-

**Eng. G8 T**

Espace / Laguna / Safrane  
2188 ccm  
83 kW (113 PS)

96-

87,00  
4

3,50  
1,75  
2,50

**793833-00-4**  
914 Cr \*  
911 IF U P  
947 EX Nit S











-

87,00

-

-



 <b>MODEL / ENGINE</b>	<b>YEAR</b>	 <b>Dia.</b> <b>CYL</b>	 <b>VT</b> <b>MT</b>	 <b>Ø x L</b>		 <b>SM-REF</b>	 <b>SM-REF.</b>	 <b>Piston</b> <b>Dia.</b>	 <b>SM-REF.</b>	 <b>SM-REF.</b>
<b>RENAULT DIESEL</b>  <b>Eng. G8 T</b> Espace / Laguna Safrane 2.2D 2188 ccm 61-62,5 kW (83-85 PS)	93-01	87,00 4			2,50 1,75 2,50	<b>793836-00-4</b> 910 IF Cr * 911 IF U P 947 EX Nit S  <b>793836-50-4</b>	-  -	87,00  87,50	-  -	-  -
<b>Eng. GU 630 / 632 / 650</b> Euro 4 Trafic II Bus / Flatbed / Van Chassis 2.5 DCI 145 Master III Box / Bus / Flatbed Chassis 2.5 DCI 145 2464 ccm 74-88 kW (101-146 PS)	06- 06- 06-	89,00 4			3,00 1,75 2,50	<b>793850-00-4</b> 913 Cr * 931 P 947 EX Nit S  <b>793850-50-4</b>	-  -	89,00	-  -	-  -
<b>Eng. G9U 720 / 724</b> <b>Eng. G9U 730 / 750 / 754</b> Euro 3 Master II Bus / Flatbed Chassis / Van 2.5 DCI 120 Trafic II 2.5 DCI Trafic II Bus / Flatbed Chassis / Van 2.5 DCI 135 Master 2.5 DCI Master III Box / Bus / Flatbed Chassis 2.5 DCI 100 2463 ccm 73-99 kW (99-135 PS)	01- 03- 02- 03- 03-	89,00 4	53,03 - -2,12/-1,69 -17,8 83,09 MØ=43,2 -	31 x 65 T	2,50 1,75 2,50	<b>793851-00-4</b> 910 IF Cr 931 P 947 EX Nit S  <b>793851-25-4</b>  <b>793851-50-4</b>	803826-00-1  -  -	89,00  89,25  89,50	-  -  -	-  -  -
<b>Eng. 8140 58U / 68U</b> <b>Eng. S8U</b> Master P1800 / P30D / P35D / P350 T1400 / T1800 / T350 / T35D 2445 ccm 51 kW (69 PS)	81- 80- 80-	93,00 4	55 - -2,2 90	32 x 75,2	3,00 2,00 4,00	<b>792052-00-4</b> 910 Cr P * 931 P 947 EX Cr  <b>792052-50-4</b> <small>*NEW*</small>	-  -	93,00  93,50	-  -	-  -
<b>Eng. 8140.61.2300</b> <b>Eng. S8U 730</b> <b>Eng. S8U 731</b> <b>Eng. 8140.61.240 (Sofim)</b> <b>Eng. S8U 720 / S8U 722</b> <b>Eng. 8140.61.235</b> <b>Eng. S8U 758</b> Master 2.4 D Master I Bus 28-35 2.4 D Master I Flatbed/Chassis 2.5D Master I Van 28-35 2.4 D Master I Flatbed/Chassis 2.4D Master I Van 2.4 Trafic Bus 2.5 D / 4 x 4 Trafic Flatbed / Chassis 2.5 D Trafic Van 2.5 D 2445 ccm 51-55 kW (69-75 PS)	-81  -81 -81 -81	93,00 4			2,00 2,00 4,00	<b>792060-00-4</b> 910 Cr * 931 P 947 EX Cr	-  -	93,00	-  -	-  -



MODEL / ENGINE

YEAR

Dia.  
CYLVT  
MT

Ø x L



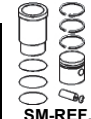
SM-REF



SM-REF.

Piston  
Dia.

SM-REF.



SM-REF.

**RENAULT DIESEL****Eng. 8140.27.2700**B90 / Master  
2499 ccm  
68 kW (92 PS)

90-93

93,00  
458,75  
-  
-  
-18,05  
96,75  
MØ=3832  
x  
783,00  
2,00  
3,00792001-00-4  
914 Cr \*  
911 P  
947 EX Cr  
792001-40-4802012-00-1  
-  
-  
-  
-93,00  
-  
-  
93,40

-

-

**Eng. 8140.07  
Eng. 8140.27.2565 IDS****Eng. 8140.27.2582  
Eng. 8140.27.2700  
Eng. 8140.07.3700****Eng. 8140.27  
Eng. 8140.47****Eng. 8140.47.2721  
Eng. 8140.67.2580**90 / B 90  
Master I 2.5 TD  
Messenger B 80.35  
Messenger B 80.45  
Trafic 2.5 D  
2499 ccm  
62-71 kW (85-125 PS)86-92  
89-98  
90-99  
90-99  
89-0193,00  
458,75  
-  
-  
-18,9  
96,7532  
x  
78,1  
NB3,00  
2,00  
3,00792001-00-4  
914 Cr \*  
911 P  
947 EX Cr  
792001-40-4-  
-  
-  
-93,00  
-  
-  
93,40

-

-

**Eng. 8140.47.2530 IDR  
Eng. 8140.27.2580****Eng. 8140.47.2585  
Eng. 8140.47.2785  
Eng. 8140.47.2590  
Eng. S9U 702 / 714 / 740**Master I 2.5 DT / TD  
Messenger B 120.35  
Messenger B 120.55 / 120.65  
2499 ccm  
69-85 kW (94-116 PS)89-98  
91-96  
94-9693,00  
458,75  
-  
-  
-18,9  
96,7532  
x  
78,1  
NB3,00  
2,00  
3,00792001-00-4  
914 Cr \*  
911 P  
947 EX Cr  
792001-40-4802013-00-1  
RT / KK  
-  
-93,00  
-  
-  
93,40

-

-

**Eng. 8140 67.2500  
Eng. S8 U.750 / 753  
Eng. S8 W.732 / 742**Master  
2499 ccm  
55 kW (75 PS)

85-94

93,00  
454  
-  
-  
-2,2  
8932  
x  
75,23,00  
2,00  
3,00792002-00-4  
910 Cr P \*  
931 P  
947 EX Cr  
792002-40-4802011-00-1  
-  
-93,00  
-  
93,40952001-1  
A=96  
L=167,3  
H=5  
C=98,9  
semi

-

**Eng. 8140.07.2530  
Eng. 8140.07.2585 Euro 1  
Eng. 8140.07.2700****Eng. 8140.07.2701  
Eng. 8140.07.2710 Sofim  
Eng. 8140.07.3700 Euro 1**Messenger Box Body/Estate  
Messenger Platform/Chassis  
Master  
Master B80  
2499 ccm  
55-56 kW (75-76 PS)90-99  
90-99  
89-9393,00  
458,75  
-  
-  
-18,9  
96,7532  
x  
78,1  
NB3,00  
2,00  
3,00794014-00-4  
914 Cr \*  
931 P  
947 EX Cr-  
-  
-

93,00

-

-



MODEL / ENGINE

YEAR

Dia.  
CYL

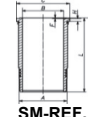
Ø x L



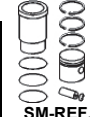
SM-REF



SM-REF.

Piston  
Dia.

SM-REF.



SM-REF.

**RENAULT DIESEL****Eng. 8140.47.2585**

Messenger Box Body/Estate  
 Messenger Platform/Chassis  
 Messenger Truck Tractor B  
 2500 ccm  
 85 kW (116 PS)

94-96

93,00  
43,00  
2,00  
3,00

**794014-00-4**  
 914 Cr \*  
 931 P  
 947 EX Cr

-

93,00

-

-

**Eng. 8140.47.2700****Eng. 8140.47.2721****Eng. 8140.47.2785**

Euro 1

**Eng. 8140.47.2590****Eng. 8140.47****Eng. S9U 714**

Messenger Box Body/Estate  
 Messenger Platform/Chassis  
 Messenger Truck Tractor B  
 Master 2.5 TD  
 Master I Box 35 2.5 TD  
 Master I Bus 35 2.5 TD  
 2499 ccm  
 69-85 kW (93-116 PS)

94-96

80-  
89-98**Eng. 8140.67.2580 Euro 2**

Traffic Box 2.5 D / 4x4  
 Traffic Bus 2.5 D / 4x4  
 2499 ccm  
 55 kW (75 PS)

89-01  
89-0193,00  
43,00  
2,00  
3,00

**794014-00-4**  
 914 Cr \*  
 931 P  
 947 EX Cr

-

93,00

-

-

**Eng. 8140.67.2585**

Messenger Box Body/Estate  
 Messenger Platform/Chassis  
 2500 ccm  
 55 kW (75 PS)

90-99

**Eng. 8140.43.3700**

2798 ccm  
 85 kW (116 PS)

94,40  
4

58,75

-

-

-19,4

96,65

-

MØ=39,40

-

32

x

78

3,00

2,00

3,00

**792090-00-4**  
 914 Cr P \*  
 911 IF  
 947 EX Nit

**802024-00-1**

RT / KK

94,40

**952006-4**

A=97,53

L=167

H=5

C=100,88

-

**Eng. S9W 702**

Master II 2.8 DTI  
 2799 ccm  
 84 kW (114 PS)

98-01

**Eng. 8140.43.2585****Eng. 8140.23.2585 Euro 2**

B 2.8 DTI  
 Messenger B 110.45  
 Messenger B 120.35 / B 120.55  
 Messenger B 120.55T  
 Messenger B 120.65  
 2800 ccm  
 78-90 kW (106-122 PS)

84-99

96-99

96-99

96-99

96-99

58,75

-

-

-19,45

87,6

-

MØ=39,30

-

32

x

72

T

2,50

2,00

2,50

**792091-00-4**  
 914 Cr \*  
 911 IF  
 947 EX Nit S

**802018-00-1**

RT / KK / AK

94,40

-

-

**792091-40-4**  
 from Eng. No  
 2572280

-

94,80

-

-



MODEL / ENGINE

YEAR

Dia.  
CYL

SM-REF



SM-REF.

Piston  
Dia.

SM-REF.



SM-REF.

**RENAULT DIESEL****Eng. 8140.43.N.3585**Mascott 150.35 / 150.55 / 150.65  
2798 ccm  
107 kW (146 PS)

01-04

**94,40**  
42,50  
2,00  
2,50**792091-00-4**  
914 Cr \*  
911 IF  
947 EX Nit S

-

94,40

**952006-4**  
A=97,53  
L=167  
H=5  
C=100,88

-

**Eng. S9W 700**2799 ccm  
84 kW (114 PS)99-04  
99-04  
00-04**94,40**  
4

2,50

**792091-40-4**  
  
from Eng. No  
2572280

-

94,80

-

-

**Eng. 8140.43.B.3586****Eng. 8140.43.B.3588**Mascott 110 / 110.35  
Mascott 110.50 / 110.55  
Mascott 90  
2800 ccm  
78 kW (106 PS)99-04  
99-04  
00-04**94,40**  
4

2,50

**792091-00-4**  
  
from Eng. No  
2572280

-

94,40

**952006-4**  
A=97,53  
L=167  
H=5  
C=100,88

-

**Eng. 8140.43.S.2585**2800 ccm  
92 kW (125 PS)99-04  
99-04  
00-04**94,40**  
42,50  
2,00  
2,50**792091-00-4**  
914 Cr \*  
911 IF  
947 EX Nit S

-

94,40

**952006-4**  
A=97,53  
L=167  
H=5  
C=100,88

-

**Eng. 8140.43.C.2586**Mascott 110  
Mascott 110.35  
Mascott 110.50 / 110.55  
Mascott 90  
2800 ccm  
78 kW (106 PS)99-04  
99-04  
99-04  
00-04**94,40**  
458,75  
-  
-  
-19,45  
87,6  
-  
MØ=39,30  
-32  
x  
72  
T2,50  
2,00  
2,50**792091-00-4**  
914 Cr \*  
911 IF  
947 EX Nit S**802018-00-1**  
  
RT / KK / AK

94,40

94,80

**952006-4**  
A=97,53  
L=167  
H=5  
C=100,88

-

**Eng. 8140.23.2565**Messenger B 110.45  
2800 ccm  
78 kW (106 PS)

96-99

**94,40**  
4

2,50

-

-

94,40

**952006-4**  
A=97,53  
L=167  
H=5  
C=100,88

-

**Eng. 8140.43 S****Eng. Sofim Hp 125 TCA**Mascott 130  
2798 ccm  
92 kW (125 PS)

01-04

**94,40**  
458,75  
-  
-  
-19,45  
87,6  
-  
MØ=39,30  
-32  
x  
72  
T2,50  
2,00  
2,50**792091-00-4**  
914 Cr \*  
911 IF  
947 EX Nit S**802018-00-1**  
  
RT / KK / AK

94,40

94,80

-

-

-

-

**Eng. 8140.63.2585**Mascott 90  
Mascott 90.35  
2800 ccm  
63 kW (86 PS)99-01  
99-01**94,40**  
43,00  
2,00  
2,50**792092-00-4**  
914 Cr \*  
911 IW U  
947 EX Nit S

-

94,40

**952006-4**  
A=97,53  
L=167  
H=5  
C=100,88

-



MODEL / ENGINE

YEAR

Dia.  
CYL

Ø x L



SM-REF



SM-REF.



SM-REF.

Piston  
Dia.

SM-REF.



SM-REF.

**RENAULT DIESEL****Eng. 8140.63**Master  
2798 ccm  
85 kW (115 PS)

96-

**94,40**  
43,00  
2,00  
2,50**792092-00-4**  
914 Cr \*  
911 IW U  
947 EX Nit S

-

94,40

-

-

**ROVER****25 1.1****25 1.1 16V****100 Convertible 111****100 Metro 111 C/L/S****200 211**Eng. 11 K2D / 11 K4F  
1120 ccm  
44/55 kW (60/70 PS)99-01  
04-05  
94-97  
90-98  
98-00**75,00**  
41,00  
1,20  
2,00**790622-00-4**  
910 Nit S  
931 P  
3PC Nit

-

75,00

-

-

**25 1.4 16V****45 1.4 / Saloon 1.4****100 Convertible 114****100 Metro 114 GTI 16V****100 Metro 114 GTI/GT/S/L****100 Metro 114 GSi****200 Hatchback 214 /Gsi / Si****200 214i / 214 Si****400 414 GSi/SI CAT****400 414 GSi/Si****400 414 / SI****400 Hatchback 414****400 Hatchback 414 Si****Cabriolet 214 1.4i****Streetwise 1.4**

Eng. 14 K2A / 14 K2D / 14 K2F

Eng. 14 K4C / 14 K4D / 14 K4F

Eng. 14 K4M

1396 ccm

55-76 kW (75-105 PS)

99-05  
00-05  
94-9  
90-91  
90-98  
94-95  
89-95  
95-00  
93-95  
90-95  
93-99  
96-97  
95-00  
90-99  
03-05**75,00**  
41,20  
1,50  
3,00**790624-00-4**  
910 Nit S  
911 P  
3PC Cr P











-

75,00

-

-

**114 / 214 / 414**Eng. 14 K  
1120 ccm**Metro**Eng. 11 K  
1396 ccm

 <b>MODEL / ENGINE</b>	<b>YEAR</b>	 <b>Dia.</b> <b>CYL</b>	 <b>VT</b> <b>MT</b>	 <b>Ø x L</b>		 <b>SM-REF</b>	 <b>SM-REF.</b>	 <b>Piston</b> <b>Dia.</b>	 <b>SM-REF.</b>	 <b>SM-REF.</b>
<b>ROVER</b>										
<b>25 1.6 16V</b>	99-05	<b>80,00</b>				<b>790623-00-4</b>	-	80,00	-	-
<b>45 1.6 / Saloon 1.6</b>	00-05	4			1,00	910 Nit S				
<b>200 216 Si / 400 416 Si</b>	95-00				1,20	931 P				
<b>400 Hatchback 416 Si</b>	95-00				2,00	3PC Nit				
<b>Cabriolet 216 1.6i 16 V</b>	96-99									
<b>Coupe 1.6 16V</b>	96-99									
<b>Streetwise 1.6</b>	04-05									
Eng. 16 K4F 1588 ccm 81 kW (110 PS)										
<b>25 1.8 16V</b>	99-05									
<b>45 1.8 / Saloon 1.8</b>	00-05									
<b>75 1.8</b>	99-05									
<b>75 Tourer 1.8</b>	01-05									
<b>200 218 K Vi</b>	95-00									
<b>200 218 Si</b>	99-00									
<b>400 Tourer 1.8i</b>	96-98									
<b>Streetwise 1.8</b>	03-05									
<b>Coupe 1.8 16V</b>	96-99									
Eng. 18 K4F / 18 K4K 1796 ccm 87-110 kW (118-150 PS)										
<b>75 2.5 V6</b>	01-96-99	<b>80,00</b> V6			1,20	<b>790625-00-6</b> 910 Cr S	-	80,00	-	-
<b>800 / 825 Si Lux</b>					1,50	931 P				
<b>800 Coupe / 825 Si</b>					2,50	3PC Cr P				
Eng. 25 K4F										
<b>75 2.5 V6</b>	99-01									
<b>75 Tourer 2.5 V6</b>	01-									
Eng. KV 6 2497 ccm 129/130 kW (175/177 PS)										
<b>ROVER DIESEL</b>										
<b>Eng. TUD5</b>	94-98	<b>77,00</b> 4	40,4 - - -1,65 66,3 -	23 x 60	2,00 1,75 3,00	<b>793726-00-4</b> 910 Cr * 911 IF U P 947 EX Cr	<b>803726-00-1</b>	77,00	-	-
100 115 D 1527 ccm 42 kW (57 PS)										
						<b>793726-40-4</b>	<b>803726-40-1</b>	77,40	-	-
<b>Eng. 25 6 T</b>		<b>80,00</b> 6			3,00 1,75 3,00	<b>790659-00-3</b> 914 Cr * 931 P 947 EX Cr	-	80,00	-	-
Range Rover II 2.5 TD 2497 ccm 100-102 kW (136-139 PS)										
<b>Eng. XUD7 TE</b>	98-00 91-95 93-98	<b>80,00</b> 4			3,00 2,00 3,00	<b>793727-00-4</b> 914 Cr * 911 P 947 EX Cr	-	80,00	<sup>*NEW*</sup> <b>953701-4</b> A=83 L=154 H=4,5 C=86 semi	-
200 II 218 TD 400 II 418 TD 400 Tourer 1.8 TD 1769 ccm 64-65 kW (88 PS)						<b>793727-50-4</b>	-	80,50		-



MODEL / ENGINE

YEAR

Dia.  
CYL

SM-REF



SM-REF.

Piston  
Dia.

SM-REF.



SM-REF.

**ROVER DIESEL****Eng. PE 146**Rover 2300 / S  
2350 ccm  
88,5-92 kW (120-125 PS)

77-86

**81,00**  
61,75  
1,75  
3,94**790609-00-6**910 IF Cr \*  
931 P  
3PC Cr

-

81,00

-

-

**Eng. PE 166**Rover 2600 S/SE  
2597 ccm  
97-101,5 kW (132-138 PS)

77-86

**Eng. M 47 R**75 2.0 CDT  
75 Tourer 2.0 CDT  
1950 ccm  
85 kW (116 PS)99-  
01-**84,00**  
23,00  
2,00  
3,00**790738-00-2**914 Cr \*  
931 P  
947 EX Cr P

-

80,00

-

-

**Eng. XUD9 (47 kW )**218 D  
418 D  
1905 ccm  
47-52 kW (64-71 PS)92-94  
91-95**83,00**  
42,00  
2,00  
3,00**793723-00-4**910 Cr P \*  
911 IF U P  
947 EX Cr P

-

83,00

**953702-4**  
A=86  
L=153,5  
semi

-

**793723-25-4**

-

83,25

-

-

**793723-50-4**

-

83,50

-

-

**793723-80-4**

-

83,80

-

-

**793723-10-4**

-

84,00

-

-

**Eng. 244DT (Duratorq)**Defender Cabrio 2.4 TD4 4x4  
Defender Pickup 2.4 TD4 4x4  
Defender Station Wagon 2.4 TD4  
2402 ccm  
88 kW (120 PS)07-  
07-  
07-**89,90**  
42,00  
2,00  
2,00**792169-00-4**910 Nit S  
931 P  
947 EX Nit

-

89,90

-

-

**792169-50-4**

-

90,40

-

-

**Eng. HR 492 HI / HAT**2400 SD Turbo  
2392 ccm  
67-84 kW (91-114 PS)

82-87

**92,00**  
42,50  
2,00  
4,00**795202-00-4**914 Cr \*  
931  
947 EX Cr

-

92,00

-

-

**RUGGERINI****Eng. RF / RD 80****80,00**  
12,50  
2,50  
4,00**794153-00-1**910 Cr  
931 P  
948 EX P

-

80,00

-

-











**Eng. RD 200****85,00**  
22,00  
2,00  
4,00**794152-00-2**910 Cr P  
911 IF  
948 EX P

-

85,00

-

-

 <b>MODEL / ENGINE</b>	<b>YEAR</b>	 <b>Dia.</b> <b>CYL</b>	 <b>VT</b> <b>MT</b>	 <b>Ø x L</b>		 <b>SM-REF</b>	 <b>SM-REF.</b>	 <b>Piston</b> <b>Dia.</b>	 <b>SM-REF.</b>	 <b>SM-REF.</b>
<b>RUGGERINI</b>  <b>Eng. RD / RF / RM 90</b> Acme ADN 54 <b>Eng. RD / RM / RW 120</b> <b>Eng. RDM 901</b>  <b>Eng. RD 210</b> <b>Eng. D / RW 220</b> <b>Eng. RDM 902</b>		<b>90,00</b> 1   <b>90,00</b> 2			2,00 2,00 4,00	<b>794150-00-1</b> 910 Cr P * 911 P 948 EX	-	90,00	-	-
<b>Eng. RD 270</b>		<b>95,00</b> 2			2,50 2,50 2,50 5,50	<b>794157-00-2</b> 910 IF Cr 911 IF P 911 IF P 947 EX Cr P	-	95,00	-	-
<b>Eng. CRD / RD 100</b> <b>Eng. RD 170</b>  <b>Eng. CRD 100/2</b> <b>Eng. RP 320</b>		<b>100,00</b> 1  <b>100,00</b> 2			2,50 2,50 2,50 5,00	<b>794156-00-1</b> 910 Cr * 911 P 911 P 947 EX Cr	-	100,00	-	-
<b>R.V.I.</b>  <b>Eng. 671</b> SG2E / 4N / 4L / SB2F 2141 ccm 56,5 kW (77 PS)	56-69	<b>88,00</b> 4			2,00 2,00 4,50	<b>794003-00-4</b> 910 Cr P * 911 P 947 EX	-	88,00	-	-
<b>Eng. XDP 90</b> SG 1 2112 ccm 46 kW (62 PS)	73-76	<b>90,00</b> 4			2,00 2,00 2,00 4,50	<b>793708-00-2</b> 910 Cr P * 911 P 930 P 947 EX Cr P	-	90,00	-	-
<b>Eng. 8140.61.235 / 200</b> <b>Eng. 8144.97</b> 2445 ccm 53 kW (72 PS)	-81	<b>93,00</b> 4			2,00 2,00 4,00	<b>793741-00-4</b> 910 Cr * 911 P 947 EX Cr  <b>793741-50-4</b>	-	93,00	-	-
<b>Eng. 817.01-04</b> 2600 ccm 53-55 kW (72-75 PS)		<b>93,00</b> 4			2,00 2,00 4,50	<b>794010-00-4</b> 910 Cr * 911 P 947 EX	-	93,00	-	-
<b>Eng. 8140.21.235 IDS</b> 2445 ccm 68-71 kW (92-96 PS)  <b>Eng. 8140.27.2565 / 2582</b> <b>Eng. 8140.27.2585</b> 2499 ccm 78-92 kW (106-125 PS)		<b>93,00</b> 4			3,00 2,00 3,00	<b>792001-00-4</b> 914 Cr * 911 P 947 EX Cr  <b>792001-40-4</b>	-	93,00	-	-





MODEL / ENGINE

YEAR

Dia.  
CYL

Ø x L



SM-REF



SM-REF.

Piston  
Dia.

SM-REF.



SM-REF.

**R.V.I.****Eng. 8140.07.2585**Euro 1 & 2  
2499 ccm  
55 kW (75 PS)

89-93

**93,00**  
43,00  
2,00  
3,00**794014-00-4**  
914 Cr \*  
931 P  
947 EX Cr

-

-

-

-

**Eng. 8140.47.2530 IDR****Eng. 8140.07.2585**Euro 1  
**Eng. 8140.47 / B / R / S**  
2700..3700 (Sofim)**Eng. 8140.47**  
2499 ccm  
85 kW (116 PS)

-

-

-

-

-

-

-

-

**Eng. 8140.61.235****Eng. 8144.61.200****Eng. 8144.97**2445 ccm  
53 kW (72 PS)

-81

**93,00**  
43,00  
2,00  
4,00**792052-00-4**  
910 Cr P \*  
931 P  
947 EX Cr

-

93,00

-

-

**792052-50-4**

-

93,50

-

-

**794015-00-4**3,00  
2,00  
4,00910 Cr P \*  
911 P  
947 EX Cr

-

93,00

-

-

**Eng. 8140.61.235****Eng. 8144.61.200****Eng. 8144.97**2445 ccm  
53 kW (72 PS)

81-

**93,00**  
42,00  
2,00  
4,00**792060-00-4**  
910 Cr \*  
931 P  
947 EX Cr

-

93,00

-

-

**Eng. 8140.23.2585****Eng. 8140.43.C.2586****Eng. 8140.43.C.3586****Eng. 8140.43.C.3588**2800 ccm  
78 kW (106 PS)

-

**94,40**  
43,00  
2,00  
3,00**792090-00-4**  
914 Cr P \*  
911 IF  
947 EX Nit

-

94,40

-

-

up to Eng. No.  
2572279**Eng. 8140.43.2585**Euro 2 (Sofim)  
2800 ccm  
90 kW (122 PS)

-

-

-

-

-

-

**792091-00-4**2,50  
2,00  
2,50914 Cr \*  
911 IF  
947 EX Nit S

-

94,40

-

-

**792091-40-4**

-

-

-

94,80

-

-

from Eng. No.  
2572280**Eng. 712.01-04****Eng. 71208 / 599 LE1**

3017 ccm

-









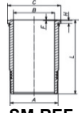

**98,00**  
43,00  
2,50  
2,50  
4,50**794001-00-4**  
914 Cr P \*  
911 IW  
930  
947 EX Cr



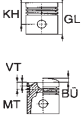





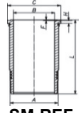

-

98,00

-

-

 <b>MODEL / ENGINE</b>	<b>YEAR</b>	 <b>Dia.</b> <b>CYL</b>	 <b>75,38</b> <b>-</b> <b>-36,65</b> <b>119,38</b>	 <b>36</b> <b>x</b> <b>84</b>	 <b>3,00</b> <b>2,50</b> <b>4,50</b>	 <b>SM-REF</b> <b>794008-00-4</b> <b>914 Cr P *</b> <b>911 IW</b> <b>947 EX Cr</b>	 <b>SM-REF.</b> <b>804008-00-1</b> <b>RT</b>	 <b>Piston</b> <b>Dia.</b> <b>98,00</b>	 <b>SM-REF.</b> <b>954008-1</b> <b>C=111,95</b> <b>L=220,5</b> <b>H=8</b> <b>C=118,9</b> <b>F=0,8</b>	 <b>SM-REF.</b> <b>-</b>
<b>R.V.I.</b>  <b>Eng. 712.01-04 / 08</b> D5T / SG2D3500 / 3800 SG2DM3500 / 3800 SG2MB35/38 / SG4 / DL / DM SG4 DN / DXL / SM4/5 3319 ccm 56-65 kW (76-88 PS)	68-83	98,00 4	75,38 - -36,65 119,38	36 x 84	3,00 2,50 4,50	794008-00-4 914 Cr P * 911 IW 947 EX Cr	804008-00-1 RT	98,00	954008-1 C=111,95 L=220,5 H=8 C=118,9 F=0,8	-
<b>Eng. AD 4.236</b> 380K / 560-C / K / LN / EL LE 35 / Stradair 05/10 3865 ccm 62,5 kW (85 PS)	61-78	98,48 4			2,38 2,38 2,38 6,33	793609-00-2 910 IF Cr 910 IW P 910 IW P 947 EX Cr	-	98,48	-	-
<b>Eng. 6.354 / V</b> 5800 ccm 71-87 kW (97-118 PS)		98,48 6			2,38 2,38 2,38 6,33 6,33	793620-00-2 910 IF Cr 910 IW P 910 IW P 947 EX Cr 946 P  793620-75-2  793620-10-2	-  -  -	98,48  99,23  99,48	-  -  -	-  -  -
<b>Eng. 800</b> Crusair 2AV800 3AV800 / PR100 6910 ccm 125 kW (170 PS)		100,00 V8			2,50 2,50 2,50 5,00	790404-00-2 910 Cr * 911 P 911 P 947 EX P	-	100,00	-	-
<b>Eng. 597</b> SM 7-F 3000 / F 3500 F 4000 / F 4500 SM 8-F 3000 5278 ccm 92,5 kW (126 PS)	67-	100,00 6			3,00 2,50 2,50 5,00	794004-00-2 914 Cr P * 911 P 911 P 947 EX Cr	-	100,00	-	-
<b>Eng. 720.01-03/05/08/12</b> 90B / IK60 / IK65 / IK75 / SG5 SG5C / SM5 3593 ccm 67,5-73,5 kW (92-100 PS)	72-86	102,00 4	75,58 - -37,95 120,6	38 x 86	3,00 2,50 5,00	794009-00-2 914 Cr * 911 947 EX Cr	804009-00-1 RT	102,00	954009-1 C=114 L=220,7 H=8 F=0,7	814009-1
<b>Eng. 798.00/10/20</b> SM 8-TU / JP13T / JR1 / JN75 13BUL / JP11 / 130 / 150 / 95130 5490 ccm 110-113 kW (150-154 PS)		102,00 6			3,00 2,50 2,50 5,00	794011-00-1 914 Cr * 911 911 947 EX Cr  794011-50-1	-  -  -	102,00  102,50	-  -	-  -

 <b>MODEL / ENGINE</b>	<b>YEAR</b>	 <b>Dia.</b> <b>CYL</b>		 $\varnothing \times L$		 <b>SM-REF</b>	 <b>SM-REF.</b>	 <b>Piston</b> <b>Dia.</b>	 <b>SM-REF.</b>	 <b>SM-REF.</b>
<b>R.V.I.</b>  <b>Eng. 797.21/20</b> <b>Eng. 798.20</b> Trafic 110.150 Trafic 110.170 JE-Serie 13 / 15 85-Serie 75.130 / 95.130 85.150 JE-Serie 13 / 15 S-Serie 130 5496 ccm 76-113 kW (103-154 PS)		<b>102,00</b> 6				-	-		<b>953816-1</b> A=114 L=234,3 H=8 C=122,5 F=0,8	-
<b>Eng. MIDR 06.02.26 D</b> C 230 / CLR 230 / G 220 G230ti / G230.13 / 15 / 16 / 18 M 230 6177 ccm 166 kW (226 PS)		<b>102,00</b> 6	71,23 - -20,83 108,23	42 x 84	3,50 2,50 4,00	<b>794012-00-2</b> 914 Cr * 911 947 EX Cr	<b>804012-00-1</b>  RT	102,00	<b>954012-1</b> C=122,5 L=218 H=8	<b>814012-2</b>  <b>924012-1</b> 2 x FP 3,0
<b>Eng. DXi 5 160 / 190 / 215</b> <b>Eng. DXi 5 220 / 360</b> Euro 4 4761 ccm 118-265 kW (160-360 PS)  <b>Eng. DXi 7 240 / 280</b> <b>Eng. DXi 7 320 / 360</b> Euro 4 7146 ccm 177-265 kW (240-360 PS)		<b>108,00</b> 4  <b>108,00</b> 6	70,9 - -19,6 107,8 - MØ=64,61 -	45 x 85,6 T	3,00 2,00 3,50	<b>791531-00-1</b> 914 IW CCL P * 911 IF U P 947 EX Cr	<b>805142-00-1</b>  RT	108,00	<b>955142-1</b> A=118 L=228 H=8,06 C=131,7	<b>815142-2</b>  <b>921553-1</b> 2 x FP 3,0
<b>Eng. D 0846 HM 42 U</b> S-Serie 105 S-Serie 45 S-Serie 53 7030 ccm 118 kW (160 PS)	83-94 80-94 80-94	<b>108,00</b> 6				-	-	108,00	<b>953138-1</b> A=112,99 L=254 H=5 C=118	-
<b>Eng. MID 06.20.30</b> <b>Eng. MIDS 06.20.30</b> <b>Eng. MIDS 06.20.30 B</b> <b>Eng. MIDS 06.20.30 D/N</b> G230.19 / G210.19 950 KTB 6S / KB 6S PR12/14 / TB231 / GLR230 GF231/ GC231 / PR10 8822 ccm 153-169 kW (208-230 PS)	77-88	<b>120,00</b> 6	94,3 - -1/-0,8 -25,21 150,8	50 x 97	3,25 3,00 3,00 4,00	<b>790409-00-1</b> 914 Cr * 911 931 947 EX Cr	<b>804010-00-1</b>  RT / AK	120,00	<b>954010-1</b> C=147 L=261 H=9,28 F=0,82	<b>814010-2</b>  <b>923820-1</b> 2 x FP 2,0 3 x FP 3,0



MODEL / ENGINE

YEAR



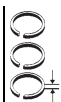
Dia.  
CYL



VT  
MT BU



Ø x L



SM-REF



SM-REF.



SM-REF.



Piston  
Dia.



SM-REF.



SM-REF.

**R.V.I.**

**Eng. M420 / MDX 16M**

**Eng. MDX 24 M / 26M**

44M / 44M3 / 46M

48M / MDXM

6328 ccm

88,5 kW (120 PS)

57-77

120,00  
4

90,1  
-  
-44,8  
147

45  
x  
100

3,25  
3,00  
3,00  
6,00

**790407-00-1**  
914 Cr \*  
911  
931  
947 EX Cr

**803815-00-1**  
RT

120,00

**953815-1**  
C=149  
L=275  
H=10,05  
F=0,9

**813815-1**  
**923815-1**  
1 x NB 4,0

**Eng. M520 / MDU 24M**

44M / 44M3 / 45M

MDU 46M3 / MDUMK

MDZ

7917 ccm

111 kW (151 PS)

57-77

120,00  
5

**Eng. M620.2**

9500 ccm

132,5 kW (180 PS)

57-77

120,00  
6

**Eng. MID 06.20.30 C**

**Eng. MIP 06.20.30**

8822 ccm

136-158 kW (185-215 PS)

75-87  
75-87

120,00  
6

74,45  
-  
-24,7  
130,95

41,972  
x  
100

3,25  
3,00  
4,00

**790418-00-1**  
914 Cr \*  
911 IF Cr  
947 EX Cr

**803819-00-1**  
RT

120,00

**953819-1**  
A=135  
L=241  
H=9,28  
C=147  
F=0,82

**813819-2**  
**923820-1**  
2 x FP 2,0  
3 x FP 3,0

3,25  
3,00  
4,00

**790410-00-1**  
914 Cr \*  
911  
947 EX Cr

-

120,00

-

-

3,00  
3,00  
4,00

**790405-00-1**  
914 IF Cr \*  
911 IF Cr  
947 EX Cr

-

120,00

-

-

3,00  
3,00  
4,00

**790408-00-1**  
914 IF Cr \*  
911  
947 EX Cr

-

120,00

-

-

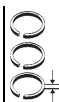


MODEL / ENGINE

YEAR

Dia.  
CYLVT  
MT

Ø x L



SM-REF



SM-REF.

Piston  
Dia.

SM-REF.



SM-REF.

**R.V.I.****Eng. MIDR 06.20.45 B3 Eu. 1**

G 280  
G 270.13 SP / G 270.14 SP  
G 270.18 / 17 / 19  
G 280.13 / G.270.13  
G 270.15  
G 280.15/T / G 270.15T  
G 280.16 / G 270.16  
G 280.17/T / G 270.17/T  
G 280.18 / G 270.18  
G 280.19 / G 270.19  
G 280.26 / G 270.26

91-96  
93-96  
92-96  
91-96  
91-96  
91-96  
91-96  
91-96  
91-96  
92-96

120,00  
6  
83,8  
-  
-0,8/-1,1  
-23  
134,8  
MØ=70

50  
x  
97,4

3,50  
3,00  
4,00

790421-00-1  
914 Cr \*  
911  
947 EX Cr

804015-00-1  
RT

120,00

953814-1  
A=135  
L=257  
H=9,36  
C=147,5  
F=0,75

-  
923802-1  
2 x FP 2,0  
1 x FP 5,5  
1 x FP 5,5

**Eng. MIDR 06.20.45 D/41 E.2**

Kerax 300.18/B  
Kerax 300.26/A /300.26/B  
Premium Distribution 300.16D/T  
Premium Distribution 300.18D/T  
Premium Distribution 300.19D/T  
Premium Distribution 300.26D  
Maxter G 300.19 / G 300.26  
Premium Route 300.16  
Premium Route 300.18/T  
Premium Route 300.19/T

06.1997  
97-  
96-97  
96-97  
96-97  
96-97  
96-97  
96-97  
96-97  
96-97

**Eng. MIDR 06.20.45 D3 Eu. 1**

C 290.19 / C 300.19  
C 290.26 / C 300.26  
C 300.19/24/26  
FR1  
Manager G 300.13/15/16/18  
Manager G 300.15/17/19/T  
Manager G 300.24/25  
Manager G 300.26 CIT  
Manager G 300.26/T  
Maxter G 300.18  
Maxter G 300.19/T

92-96  
92-96  
92-96  
92-96  
92-96  
92-96  
92-96  
92-96  
92-96  
92-96

**Eng. MIDR 06.20.45 DD****Eng. MIDR 06.20.45 E Eu.1**

C 340.19/T  
C 340ti.17/T  
Major R 340ti.16/T  
Major R 340ti.17/24/26  
Major R 340ti.18/T  
Major R 340ti.19/T  
Manager G 330.19  
Manager G 340ti.16 / G 330.16  
Manager G 340ti.17/T / G 330.17/T  
Manager G 340ti.18 / G 330.18  
Manager G 340ti.18/T  
Manager G 340ti.19/T / G 330.19/T  
Maxter G 340ti.34  
R 330.17/T  
R 330.19/T  
R 330.24  
R 340  
R 340ti.16/18/19/T  
R 340ti.17/24/26  
9839 ccm  
192-250 kW (260-339 PS)

90-93  
90-93  
91-93  
91-93  
91-93  
91-93  
91-93  
91-93  
91-93  
91-93  
91-93  
92-93  
91-93  
92-97  
88-91  
88-91  
88-91  
90-92  
90-91  
90-91



**MODEL / ENGINE**

**YEAR**



**Dia.  
CYL**



$\varnothing \times L$



**SM-REF**



**SM-REF.**



**Piston  
Dia.**



**SM-REF.**



**SM-REF.**

**R.V.I.**

**Eng. MIDR 06.20.45 E/41 E.2**

Kerax 340.18  
Kerax 340.18/B  
Kerax 340.26/A / 340.26/B  
Kerax 340.32/A  
Maxter G 340ti.19/T  
Maxter G 340ti.25/A / G 340ti.25/B  
Maxter G 340ti.26/B/C  
Maxter G 340ti.32 / G 340ti.32/B  
Maxter G 340ti.32 A / G 340ti.32/C  
Maxter G 340ti.34/40  
Premium Distribution 340.18D/T  
Premium Distribution 340.19D/T  
Premium Distribution 340.26D  
Premium Route 340.18  
Premium Route 340.18/19T  
Premium Route 340.19/24/26

**Eng. MIDR 06.20.45 E2 Eu.1**

C 340.19/T  
C 340ti.17/19T  
G 340ti.26 / G 330.26  
R 340  
R 340ti.24 / 26  
Major R 340ti.17  
Major R 340ti.16/18/19/T  
Manager G 340ti.16 / G 330.16  
Manager G 340ti.17 / G 330.19  
Manager G 330.17/T  
Manager G 340ti.18 / G 330.18  
Manager G 340ti.18/T  
Manager G 340ti.19 / G 330.19  
Manager G 340ti.19/T / G 330.19/T

**Eng. MIDR 06.20.45 H**

G 320.19  
G 320.19T / G 320.24  
G 330.13/15/16/17/19/24/26  
G 330.17T  
G 340ti.19/T / G 330.19/T  
Manager G 330.13/15/16/17/18/19  
Manager G 340ti.16  
Manager G 340ti.17/T / G 330.17/T  
Manager G 340ti.18 / G 330.18  
Manager G 340ti.19/T / G 330.17/T  
Manager G 340ti.26 / G 330.26

**Eng. MIDR 06.20.45 M41 Eu.2**

Ares  
Illiade GT / GTC / GTE

**Eng. MIDS 06.20.45 B**

C 260.19  
C 280.19  
C 260.19T  
C 260.26  
Manager G 260.17  
Manager G 260.19  
Manager C 280.19  
Manager G 280  
Manager G 280.13 / G.270.13  
Manager G 280.15/T / 16  
Manager G 280.16 / G 270.16  
Manager G 280.17/T / G 270.17/T  
Manager G 280.18 / G 270.18  
Manager G 280.19 / G 270.19  
Manager G 280.24/G 280.26/G 270.26  
Maxter G 280.18/T  
9839 ccm  
192-250 kW (260-339 PS)

**120,00**  
6

83,8  
-  
-0,8/-1,1  
-23  
134,8  
MØ=70

50  
x  
97,4

3,50  
3,00  
4,00

**790421-00-1**  
914 Cr \*  
911  
947 EX Cr

**804015-00-1**  
RT

120,00

**953814-1**  
A=135  
L=257  
H=9,36  
C=147,5  
F=0,75

-  
**923802-1**  
2 x FP 2,0  
1 x FP 5,5  
1 x FP 5,5



MODEL / ENGINE

YEAR

Dia.  
CYL

SM-REF



SM-REF.

Piston  
Dia.

SM-REF.



SM-REF.

**R.V.I.****Eng. MIDR 06.20.30 A**PR 14  
8822 ccm  
194 kW (264 PS)

80-

120,00  
683,8  
-  
-0,8/-1,1  
-23,3  
134,8  
MØ=7450  
x  
97,43,50  
3,00  
4,00**790421-00-1**  
914 Cr \*  
911  
947 EX Cr**803810-00-1**  
RT / AK

120,00

**953810-1**  
A=135  
L=261  
H=9,35  
C=147,30-  
**923810-1**  
2 x FP 2,0  
3 x FP 4,0**Eng. MIDR 06.20.45 A2**FR1  
G 280  
PR 18091-96  
82-93  
91-**Eng. MIHR 06.20.45 A41 Eu.2**R 332  
Tracer96-03  
96-**Eng. MIPR 06.20.45**PER 180  
PR 100  
PR 112 / 11895-  
95-  
96-**Eng. MIPR 06.20.45 A**

PR 180

89-92

**Eng. MIPR 06.20.45 B3 Eu. 1**PR 100  
PR 18092-95  
92-94**Eng. MIPR 06.20.45 C3 Eu. 1**

PR 100

92-95

engine  
9839 ccm  
152-265 kW (206-360 PS)**Eng. MIDR 06.20.45**DG 290  
G 290.17/22/TD  
G 290.19/T  
G 290.24/CIT  
G 290.26  
Maxter 300 / 340  
PR 180 / R 340  
R 31286-88  
85-89  
85-89  
85-89  
85-89  
96-  
91-  
86-93120,00  
63,50  
3,00  
4,00**790421-00-1**  
914 Cr \*  
911  
947 EX Cr

-

120,00

**953810-1**  
A=135  
L=261  
H=9,35  
C=147,30-  
**923810-1**  
2 x FP 2,0  
3 x FP 4,0**Eng. MIDS 06.20.45**G 260.15/T  
G 260.16  
G 260.17/19/22/T  
G 260.24 CIT  
PR 180 / R 340  
R 312  
9839 ccm  
192-222 kW (261-302 PS)82-90  
82-90  
82-90  
82-90  
84-89  
86-83

120,00

**954010-1**  
C=147  
L=261  
H=9,28  
F=0,82-  
**923820-1**  
2 x FP 2,0  
3 x FP 3,0**Eng. MIDS 06.20.45 A2**FR1  
9839 ccm  
202 kW (275 PS)

87-96

120,00  
63,50  
3,00  
4,00**790421-00-1**  
914 Cr \*  
911  
947 EX Cr

-

120,00

-








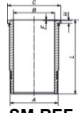

-

**Eng. MIPS 06.20.45****Eng. MIPS 06.20.45 A / C**

PR 180

84-92

**Eng. MIPS 06.20.45 B**PR 100  
PR 18087-90  
84-949840 ccm  
129-186 kW (175-253 PS)

MODEL / ENGINE	YEAR	 Dia. CYL	 KH GL VT MT	 Ø x L		 SM-REF	 SM-REF.	 Piston Dia.	 SM-REF.	 SM-REF.
<b>R.V.I.</b> <b>Eng. MID 06.20.30</b> <b>Eng. MIDS 06.20.30 B/D</b> <b>Eng. MIDS 06.20.30 N</b> <b>Eng. MIPS 06.20.30</b> TB 231/T 8820 ccm 104-169 kW (141-230 PS)  <b>Eng. MIDS 06.20.30</b> G 230 SP 8821 ccm 169 kW (230 PS)		120,00 6				<b>790433-00-1</b> 3,25 914 Cr * 3,00 911 IF Cr 3,00 911 4,00 947 EX Cr	-	120,00	-	-
<b>Eng. MIDR 06.20.45</b> Agora Citybus C 300 / G 270 DG 290 G 290 G 300 G 340 Kerax 300 / 340 Maxter 300 / 340 PR 180 / R 340 Premium 300 / 340 R 312 9839 ccm 188-249 kW (298-338 PS)  <b>Eng. MIDS 06.20.45</b> PR 180 R 312 9839 ccm 152-169 kW (207-230 PS)	96- 92- 86-88 85-89 90- 90-92 97- 96- 91- 96 86-93  84-89 86-93	120,00 6	83,8 - -1,0/-0,8 -24,08 134,8 - MØ=74	50 x 97,4	3,50 3,00 4,00	<b>793147-00-1</b> 3,50 914 Cr * 3,00 911 IF Cr 4,00 947 EX Cr	<b>803814-00-1</b>  RT	120,00	-	-
<b>Eng. D 2156</b> HM / HMN / MGN / MY / MNY MYN / HNY / HM2 / HM3 E7/110/125/SM200/240/HAT SM32.240 / 21.240 / JM200.2 SH280TU / SH36.280TU 10343 ccm 141-169 kW (192-230 PS)	66-75  68-78	121,00 6	94 - - -48,6 162	45 x 102	3,50 3,00 3,00 5,50	<b>793106-00-1</b> 3,50 914 Cr * 3,00 911 P 3,00 930 P 5,50 947 EX Cr	<b>803121-00-1</b>  RT / HA	121,00	<b>953101-1</b> A=125,99 L=287 H=8 C=132	<b>813121-1</b>
<b>Eng. D 2356</b> HM6 DK / HMN5 SM260 / SM260 HAT SM260 MT / 260 V / E7 10690 ccm 169 kW (230 PS)	74-80	123,00 6	94 - - -50,5 162	45 x 102	3,50 3,00 3,00 5,50	<b>793116-00-1</b> 3,50 914 Cr P * 3,00 911 P 3,00 930 P 5,50 947 EX Cr P	<b>803123-00-1</b>  RT / HA	123,00	<b>953123-1</b> A=125,99 L=287 H=8,03 C=132	<b>813123-1</b>
<b>Eng. MIDR 06.23.56</b> Built-in motor Kerax 11160 ccm 294 kW (400 PS)		123,00 6	78,3 - -0,9 -24,1 120,3 - MØ=75 -	22 x 97,4	3,50 3,00 4,00	<b>790430-00-1</b> 3,50 914 IW Cr * 3,00 911 IF Cr 4,00 947 EX Cr	<b>803821-00-1</b>  RT	123,00	<b>953817-1</b> A=135 L=257 H=9,35 C=147 F=0,75	<b>813822-2</b> Vi=2/1/1 <b>923802-1</b> 2 x FP 2,0 1 x FP 5,5 1 x FP 5,5
					3,50 3,00 4,00	<b>790431-00-1</b> 3,50 914 Cr P * 3,00 911 IF Cr 4,00 947 EX Cr	-	123,00	-	-





MODEL / ENGINE

YEAR

Dia.  
CYL

SM-REF



SM-REF.

Piston  
Dia.

SM-REF.



SM-REF.

**R.V.I.****Eng. DXi 11**330 / 370.18 / 26  
10800 ccm  
272-331 kW (370-450 PS)

05-

**123,00**  
678,4  
-  
-1/-1  
-16,9  
114,4  
-  
MØ=83,60  
-54  
x  
73  
T3,50  
2,50  
3,00**790419-00-1**  
914 IF CCL S  
911 IF U Nit S  
947 EX Nit S**803849-00-1**  
S

123,01

**953813-1**  
A=139  
L=249,5  
H=11,20  
C=148,96  
F=0,85**813849-2**  
**925109-1**  
1 x EP 2,4  
1 x EP 5,0  
1 x FP 5,0**Eng. DXi 11**Premium 2 Distr. / Route  
Premium 2 Lander  
Kerax  
10800 ccm  
246-328 kW (335-446 PS)05-  
06-  
05-**123,00**  
63,00  
2,50  
3,00**790432-00-1**  
914 IF Cr \*  
911 IF U P  
947 EX Nit S

-

123,00

-

-

**Eng. MIDR 06.24.65**  
**Eng. MIDR 06.24.65 A/42**  
**Eng. MIDR 06.24.65 B/42**  
**Eng. MIDR 06.24.65 C/42**AE 390.18/19/26  
AE 430.18/19/26  
AE 470.18/19/26  
12000 ccm  
287-346 kW (390-471 PS)-96  
-96**123,85**  
63,16  
2,39  
4,75**790429-00-1**  
914 Cr P \*  
911 IF Cr P  
947 EX Cr P

-

123,85

**953822-1**  
\*NEW\*  
A=130,17  
L=279,5  
H=101,9  
C=139,8  
F=1,5-  
\*NEW\*  
**923822-1**  
1 x TB 0,05  
1 x EP 4,45**Eng. D 2565 M**9510 ccm  
92-141 kW (125-192 PS)

73-

**125,00**  
53,00  
3,00  
5,00**793107-00-1**  
914 Cr \*  
911 P  
947 EX Cr

-

125,00

-

-

**Eng. D 2566 MXF**11407 ccm  
125-177 kW (170-240 PS)

76-

**125,00**  
63,00  
3,00  
5,00**793119-00-1**  
914 Cr  
931 P  
947 EX Cr

-

125,00

-

-

**Eng. DXi 12-440**  
**Eng. DXi 12-480**Magnum AE 440  
Magnum AE 480  
Euro 3  
12100 ccm  
338-353 kW (440-480 PS)05-  
05-**131,01**  
687,4  
-  
-  
-17,2  
129,4  
MØ=8955  
x  
1074,00  
3,00  
4,00**795142-00-1**  
914 IF Cr \*  
911 IF U  
947 EX Cr**805141-00-1**  
PSK

131,01

**955134-1**  
A=144  
L=272,8  
H=11,2  
C=159,6  
F=1,25**815141-2**  
**925133-1**  
1 x FP 2,40  
2 x EP 5,70  
1 x FP 5,70**Eng. DXi 13 Euro 5**Magnum  
12800 ccm  
382 kW (520 PS)

10-

**131,00**  
63,50  
2,50  
3,00**795161-00-1**  
914 IF Nit PVD S  
911 IF Nit U S  
947 EX Nit S

-

131,00

-

-

**Eng. DXi 13 480**Kerax 480  
Magnum AE 480  
12777 ccm  
353 kW (480 PS)

09-

**131,00**  
63,50  
2,50  
3,00**795161-00-1**  
914 IF Nit PVD S  
911 IF Nit U S  
947 EX Nit S

-

131,00

**955162-1**  
A=143,85  
L=261,7  
H=11,2  
C=159,55  
F=1,2

-



MODEL / ENGINE

YEAR	Dia. CYL	KH GL VT MT BU	Ø x L		SM-REF	SM-REF.	Piston Dia.	SM-REF.	SM-REF.	
<b>R.V.I.</b>										
<b>Eng. DXi 13 440</b> <b>Eng. DXi 13 460</b> Kerax 460 Magnum AE 460 <b>Eng. DXi 13 500</b> Kerax 500 Magnum AE 500 <b>Eng. DXi 13 520</b> Kerax 520 Magnum AE 520 Euro 4/5 12777 ccm 323-382 kW (440-520 PS)	09-	131,00 6	75,9 - - 114,9 -	58 x 76 T	3,50 2,50 3,00	<b>795161-00-1</b> 914 IF Nit PVD S 911 IF Nit U S 947 EX Nit S	<b>805119-00-1</b>  S	131,00	<b>955162-1</b> A=143,85 L=261,7 H=11,2 C=159,55 F=1,2	<b>815119-2</b>   <b>925114-1</b> 1 x FP 2,4 2 x EP 5,7 1 x FP 5,7
	09-		-18,1							
	90-92		MØ=89							
	09-									
<b>Eng. MIVS 08.35.30</b> GR350 / GRH / TR / TRH 14886 ccm 262 kW (356 PS)		135,00 V8			3,50 3,00 3,00 4,00	<b>790412-00-1</b> 914 Cr * 911 931 947 EX Cr	-	135,00	-	-
<b>Eng. MDR 06.35.40</b> <b>Eng. MDS 06.35.40</b> <b>Eng. MS 635 T</b> TRH310 / 305 / GRH305 GR305 / GBH280N / GR280EL GR280L/N / TLR280M3 TR280 / PX28 12024 ccm 191-224 kW (260-305 PS)	74-83	135,00 6	90,3 - -0,8 -40,9 170,2	50 x 115,2	3,50 3,00 3,00 6,00	<b>790411-00-1</b> 914 Cr * 911 931 947 EX Cr	<b>800411-00-1</b>  RT	135,00	<b>953821-1</b> A=143 L=286 H=7 C=147	<b>810411-1</b>
<b>Eng. MIDR 06.35.40 / C</b> PX 30 / Series 305 Series 310 12024 ccm 226 kW (307 PS)	79- 79-	135,00 6	90,3 - -0,8 -29,02 170,2	50 x 112	3,50 3,00 4,00	<b>790425-00-1</b> 914 Cr * 911 Cr 947 EX Cr	<b>803820-00-1</b>  RT	135,00	<b>953811-1</b> A=143 L=286 H=7,3 C=149	<b>813821-1</b>
									<b>953821-1</b> A=143 L=286 H=7 C=147	<b>813820-1</b>
<b>Eng. MIVS 08.35.30</b> <b>Eng. MIDR 06.35.40 / C</b> <b>Eng. MIDR 08.35.30</b> 20137 / 2015 R360/T / GR350 / TR350 R370 / R310T / R390/R420 14886 ccm 262-268 kW (356-365 PS)	78-84 84- 79-	135,00 V8 V6			3,50 3,00 4,00 3,50 3,00 4,00	<b>790417-00-1</b> 914 Cr * 911 947 EX Cr  <b>790425-00-1</b> 914 Cr * 911 Cr 947 EX Cr	-  -	135,00  135,00	-  -	-  -



MODEL / ENGINE

YEAR

Dia.  
CYLVT  
MT

Ø x L



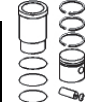
SM-REF



SM-REF.

Piston  
Dia.

SM-REF.



SM-REF.

**R.V.I.**

**Eng. MIDR 06.35.40 J3**  
**Eng. MIDR 06.35.40 M3**  
**Eng. MIDR 06.35.40 N3**  
 12024 ccm  
 235-305 kW (320-415 PS)

96-  
96-  
96-**135,00**  
690,4  
-  
-  
-21,8  
149,455  
x  
108  
NB4,00  
3,00  
4,00**790420-00-1**  
914 Cr \*  
911  
947 EX Cr**803811-00-1**  
RT

135,00

**953812-1**  
A=143  
L=288  
H=7,59  
C=149  
F=1,02**813811-1****790422-00-1**  
914 Cr \*  
911 Cr  
947 EX Cr

-

135,00

-

-

**Eng. MIDR 06.35.40 G2**  
**Eng. MIDR 06.35.40 H2**  
 12024 ccm  
 255-275 kW (346-374 PS)

87-95  
87-95**135,00**  
690,3  
0,8  
-  
-25,93  
170,255  
x  
1124,00  
3,00  
4,00**790422-00-1**  
914 Cr \*  
911 Cr  
947 EX Cr**800412-00-1**  
RT / AK

135,00

**953812-1**  
A=143  
L=288  
H=7,59  
C=149  
F=1,02**810412-1****953811-1**  
A=143  
L=286  
H=7,3  
C=149**813814-1**

**Eng. MIDR 06.35.40 J1**  
**Eng. MIDR 06.35.40 L1**  
 12024 ccm  
 283/309 kW (385/420 PS)

96-  
96-**135,00**  
690,4  
-  
-  
-24  
149,455  
x  
108  
NB4,00  
3,00  
4,00**790420-00-1**  
914 Cr \*  
911  
947 EX Cr**803812-00-1**

135,00

**953812-1**  
A=143  
L=287,6  
H=7,58  
C=149  
F=1,02

-

**790422-00-1**  
914 Cr \*  
911 Cr  
947 EX Cr

-

135,00

-

-

**Eng. MIDR 06.35.40**  
**Eng. MIDS 06.35.40**  
 12024 ccm  
 206 kW (280 PS)

82-  
82-**135,00**  
690,3  
-  
-0,8  
29,12  
170,255  
x  
1123,50  
3,00  
6,00**790413-00-1**  
914 Cr \*  
911  
947 EX Cr**803813-00-1**  
RT / AK

135,00

**953821-1**  
A=143  
L=286  
H=7  
C=147

-

**953811-1**  
A=143  
L=286  
H=7,3  
C=149**813810-1****SAAB**

**9-3 1.8i 16V**  
 Eng. Z 18 XE  
 1796 ccm  
 90-92 kW (122-125 PS)

04-

**80,50**  
41,20  
1,20  
2,00**793549-00-4**  
910 Nit S  
931 P  
3PC Nit  
**793549-50-4**

-

80,50

-

-

81,00

-

-



MODEL / ENGINE

YEAR

Dia.  
CYL

Ø x L



SM-REF



SM-REF.

Piston  
Dia.

SM-REF.



SM-REF.

**SAAB**

<b>9-3</b> Eng. B207 R 1998 ccm 154 kW (210 PS)	02-	<b>86,00</b> 4				1,20 1,50 2,50	<b>793562-00-4</b> 910 Nit S 931 P 3PC Cr  <b>793562-50-4</b>	-	86,00	-	-
<b>9000 3.0 -24 V6 CD/CDE</b> <b>9000 Hatchback 3.0</b> Eng. B308 I 2962 ccm 155 kW (211 PS)	94-98	<b>86,00</b> 4				1,50 1,50 3,00	<b>793535-00-4</b> 910 IF Nit S 931 P 3PC Cr P  <b>793535-50-4</b>	-	86,00	-	-
<b>9-3 2.0 T / Biopower</b> <b>9-5 2.0 T / Biopower</b> <b>9-5 2.0 T XWD</b> Eng. A 20 NFT / A 20 NHT 1998 ccm 162 kW (220 PS)	08-15 10-12 10-12	<b>86,00</b> 4				1,20 1,50 2,00	<b>793504-00-4</b> 910 Nit S 931 P 947 EX Nit S	-	86,00	-	-
<b>Eng. Z 19 DTH</b> <b>Eng. Z 19 DTJ</b> 9-3 1910 ccm 88-110 kW (120-150 PS)	-98	<b>82,00</b> 4				2,00 2,00 2,00	<b>793569-00-4</b> 910 Cr * 911 IF U P 947 EX Nit S	-	82,00	-	-
<b>Eng. Z 19 DT</b> 9-3 1.9 TiD 1910 ccm 88 kW (120 PS)	04-	<b>82,00</b> 4	46,5 - -0,5 -17,5 72,5 - MØ=37,5 -	26 x 61		2,00 2,00 2,00	<b>792098-00-4</b> 910 Cr * 931 P 947 EX Nit S  <b>792098-40-4</b>	<b>802023-00-1</b>  RT  <b>802023-40-1</b>	82,00  82,40	-  -	-  -
<b>SAAB DIESEL</b>											
<b>Eng. A 20 DTH Euro 5</b> <b>Eng. A 20 DTR Euro 5</b> 9-5 2.0 TiD 9-5 2.0 TTiD 9-5 2.0 TTiD XWD 1956 ccm 118/140 kW (160/190 PS)	10- 10- 10-	<b>83,00</b> 4				1,50 1,50 2,00	<b>793509-00-4</b> 910 CCLP * 931 P 947 EX Cr *  <b>793509-40-4</b>	-  -	83,00  83,40	-  -	-  -
<b>Eng. D223 L</b> 9-3 2.2 TiD / 9-5 2.2 TiD 9-3 2.2 TiD 9-5 Estate 2.2 TiD 2171 ccm 85-92 kW (115-125 PS)	98-02 02- 02-	<b>84,00</b> 4				1,75 1,75 3,00	<b>793555-00-4</b> 910 IF Cr * 931 P 947 EX Cr	-	84,00	-	-
<b>Eng. X 22DTR</b> 9-3 2.2 TD 2172 ccm 92 kW (125 PS)	00-										



MODEL / ENGINE

YEAR

Dia.  
CYL

Ø x L



SM-REF



SM-REF.

Piston  
Dia.

SM-REF.



SM-REF.

**SAAB DIESEL****Eng. X 22 DTH**9-3 2.2 TID  
2171 ccm  
85 kW (115 PS)

98-00

**84,00**  
42,50  
1,75  
3,00**793567-00-4**  
910 Nit S  
931 P  
947 EX Cr P

-

84,00

-

-

**9000 CD**  
**7 9-5 3.0 V6t SE**Eng. X30 XE  
2962 ccm  
147 kW (200 PS)**86,00**  
V61,50  
1,50  
3,00**793554-00-6**  
910 IF Nit S  
931 P  
3PC Cr

-

86,00

-

-

**SAME****Eng. 953**

Tractor Delfino / Miniauto

**95,00**  
2/32,50  
2,50  
2,50  
5,50**794506-00-1**  
910 IF Cr  
911 IF  
911 IF  
947 EX Cr

-

95,00

-

-

**Eng. 982 / 983 / 984**  
**Eng. 983 / 985 / 986 L**Tractor Sirenetta /  
Delfino 35 / Aurora 45 /  
Corsaro 70 / Dargo / Falcon /  
Vigneron / Panther /  
Panther 90 / Tiger Six 105 /  
Corsaro 70 SY / Same 047 /  
3619 - 4524 ccm**98,00**  
2 - 62,50  
2,50  
2,50  
5,50**794504-00-1**  
910 IF Cr  
911 IW  
930  
947 EX Cr

-

98,00

-

-

**Eng.**  
Italia 35

68

**100,00**  
22,50  
2,50**794508-00-1**  
910 Cr \*  
911 P

-

100,00

-

-

**Eng.**  
Italia 70**100,00**  
42,50  
5,00  
5,00931 P  
947 EX Cr  
948

-

**Tractor / Panther**  
**Tiger Six / Corsaro**  
**Condor****100,00**  
2-62,50  
2,50  
2,50  
5,00**794510-00-1**  
910 Cr \*  
911 P  
931  
947 EX Cr

-

100,00

-

-

**Eng. 105.3 / 105.4**3166 / 4156 ccm  
43-62 kW (58-84 PS)

79-

**105,00**  
3 / 42,50  
2,50**794501-00-1**  
910 IF Cr \*  
911

-

105,00

-

-

**Eng. 105.6**6234 ccm  
85-107 kW (115-145 PS)

79-

**105,00**  
62,50  
5,00  
5,00931 P  
947 EX Cr  
946 P

-

**Eng. 105.4 PT**4156 ccm  
55-62 kW (75-84 PS)**105,00**  
42,50  
2,50**794502-00-1**  
910 IF Cr \*  
931 P

-

105,00

-

-

**Eng. 105.6 PT**6234 ccm  
85-107 kW (115-145 PS)**105,00**  
6

5,00

947 Cr P

**794502-50-1**

-

105,50

-

-



MODEL / ENGINE

YEAR

Dia.  
CYL

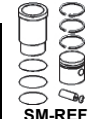
SM-REF



SM-REF.

Piston  
Dia.

SM-REF.



SM-REF.

**SAME****Eng. 1053 P**Taurus 60 E/C  
Vigneron 60 / Minotaurus 60/F  
3116 ccm  
43-46 kW (58-63 PS)

79-

**105,00**  
32,50 910 IF Cr \*  
2,50 911  
2,50 931 P  
5,00 947 EX Cr**794505-00-1**

-

105,00

-

-

**Eng. 1054 P**Centurion / 75 S/E  
Mercury 85 S/E / Leopard C  
4156 ccm  
55-62 kW (75-84 PS)

79-

**105,00**  
4**794505-50-1**

-

105,50

-

-

**Eng. 1055 P**Jaguar 100 E  
5195 ccm  
69-74 kW (94-100 PS)

79-

**105,00**  
5**Eng. 1056 P**Drago 120 / Trident 130 E  
Laser 130 / Buffalo 130  
6234 ccm  
85-107 kW (115-145 PS)

79-

**105,00**  
6**Eng. 1000.3 AT**

Traktor / Gamma-Media

**105,00**  
33,00 910 IW U Cr\*  
2,50 911  
4,00 947 EX Cr**794503-00-1**

-

105,00

-

-

**Eng. 1000.4 / 6 AT****105,00**  
4 / 6**Eng. 1000.3 WT/AT/W/A****105,00**  
33,00 910 IW U Cr\*  
2,50 910 IF Cr P \*  
4,00 947 EX Cr**794512-00-1**

-

105,00

-

-

**Eng. 1000.4 WT/AT/W/A****105,00**  
4**Eng. 1000.6 WT/AT/A****105,00**  
6**SAME****Tractor DA 12 / 18****110,00**  
13,00 910 Cr  
3,00 911 P  
3,00 930 P  
6,00 946 P  
6,00 946 P**794509-00-1**

-

110,00

-

-

**Tractor DA 25 / 30****110,00**  
2**Tractor DA 38 / 47****110,00**  
3**Tractor DA 55 / 67****110,00**  
4**Eng. H 496 / H 5116****110,00**  
43,00 910 Cr  
3,00 911  
6,00 947 EX Cr P**794507-00-2**

-

110,00

-

-

**Eng. H 6136****110,00**  
6



MODEL / ENGINE

YEAR

Dia.  
CYL

SM-REF



SM-REF.

Piston  
Dia.

SM-REF.



SM-REF.

**SCANIA****Eng. D 5 / DS 5**5191 ccm  
81-96 kW (110-131 PS)115,00  
4 / 63,00 910 Cr  
3,00 910 IF P  
3,00 910 IF P  
6,00 947 P  
6,00 946 P

793903-00-1

-

115,00

-

-

**Eng. DN 8**7800 ccm  
120 kW (163 PS)3,00 910 Cr  
3,00 910 IF P  
3,00 910 IF P  
6,00 947 EX Cr  
6,00 946 P

793924-00-1

-

115,00

-

-

**Eng. D 8**G82 / L80 / L81 / L85 / L86  
LB80 / LB81 / LB85 / LB86  
P82 / T82  
7800 ccm115,00  
62,38 910 Cr \*  
2,38 911  
2,38 911  
4,74 947 EX Cr

793909-00-2

-

115,00

-

-

**Eng. DS 8**

7800 ccm

**Eng. DSJ 8**7786 ccm  
120/153 kW (163/208 PS)**Eng. D 8.05 / 06****Eng. DS 8.01**L80S / LB80S / L81S  
L85S / LB85S / L86S  
7800 ccm  
140-170 kW (190-231 PS)

74-87

115,00  
696,1  
-  
-  
-18,1  
150,146  
x  
96  
T2,38 910 Cr \*  
2,38 911  
4,74 947 EX Cr

793912-00-1

803901-00-1

115,00

953901-1  
A=130  
L=270,5  
H=8,2  
C=137,3  
F=0,8

813901-2

923905-1  
3 x FP 4,0**Eng. DSJ 8.01**82  
7800 ccm  
170 kW (231 PS)

82-87

**Eng. DN 9.01**Serie 92  
8724 ccm  
150-162 kW (204-220 PS)

85-92

115,00  
687,4  
-  
-0,3  
-22,15  
139,450  
x  
92  
T2,38 910 Cr \*  
2,38 911  
4,74 947 EX Cr

793912-00-1

803902-00-1

115,00

953901-1  
A=130  
L=270,5  
H=8,2  
C=137,3  
F=0,8

813902-2

923905-1  
3 x FP 4,0**Eng. DS 9.01**82 / 93  
**Eng. DSC 9.01/02**  
D92 / P92 / R92 / T92  
8724 ccm  
180-207 kW (245-282 PS)85-87  
85-115,00  
687,4  
-  
-2,4  
-22,15  
139,450  
x  
92  
T3,16 914 IW Cr \*  
2,38 931  
4,74 947 EX Cr

793913-00-1

803903-00-1

115,00

953903-1  
A=128  
L=265,5  
H=10,3  
C=140,7  
F=0,8

813903-2

923906-1  
1 x FP 10,7  
2 x FP 4,0



MODEL / ENGINE

YEAR

Dia.  
CYL

SM-REF



SM-REF.

Piston  
Dia.

SM-REF.



SM-REF.

**SCANIA**

**Eng. DS 9 / DS 9.06**  
**Eng. DS 9.01/02**  
**Eng. DSC 9 / 9.01 / 9.02**  
**Eng. DS 9.05**  
**Eng. DS 9.08**  
**Eng. DSC 9.07 Euro 1**  
**Eng. DSC 9.10 Euro 1**  
**Eng. DSC 9.08 Euro 1**  
**Eng. DSC 9.09 Euro 1**  
 F93 / G93 / P93 / R93 / T93  
 G92 / P92 / R92 / T92  
 G93 / P93 / R93 / T93  
 F93 / G93 / P93 / R93 / T93  
 G93 / K93 / P93 / R93 / T93  
 8476 ccm  
 155-202 kW (211-283 PS)

88-91  
 85-98  
 88-97  
 88-97  
 87-01

**115,00**  
 6

87,4  
 -  
 -2,4  
 -20,23  
 139,4

50  
 x  
 92  
 T

3,16  
 2,38  
 4,74

**793913-00-1**  
 914 IW Cr \*  
 931  
 947 EX Cr

**803904-00-1**  
 RT

115,00

**953903-1**  
 A=128  
 L=265,5  
 H=10,3  
 C=140,7  
 F=0,8

**813908-2**  
**923906-1**  
 1 x FP 10,7  
 2 x FP 4,0

**Eng. DS 9.05 / 06 / 08**  
 Serie 93  
 8471 ccm  
 155-185 kW (211-252 PS)

87-

**115,00**  
 6

87,4  
 -  
 -2,4  
 -20,23  
 139,4

50  
 x  
 92  
 T

3,16  
 2,38  
 4,74

**793913-00-1**  
 914 IW Cr \*  
 931  
 947 EX Cr

**803904-00-1**  
 RT

115,00

**953901-1**  
 A=130  
 L=270,5  
 H=8,2  
 C=137,3  
 F=0,8

**813905-2**  
**923905-1**  
 3 x FP 4,0

**Eng. DS 9.05 / 06 / 08**  
 8471 ccm  
 155-185 kW

87-

**115,00**  
 2

3,16  
 2,38  
 3,50

**793926-00-2**  
 914 IW Cr \*  
 931  
 947 EX Cr

-

115,00

-

-

**Eng. DSC 902 - 9 44**  
 8724 ccm  
 180-207 kW

**Eng. DC 9 Euro 3**  
 K94  
 8974 ccm

97-99

**115,00**  
 6

3,16  
 2,38  
 3,50

**793926-00-2**  
 914 IW Cr \*  
 931  
 947 EX Cr

-

115,00

**953911-1**  
 A=127,70  
 L=257,50  
 H=8,30  
 C=140,76  
 F=0,80

-

**Eng. DC 9.01 /02 /03 /04**  
**Eng. DC 9.05/06 Euro 3**  
 OmniCity  
 OmniLink  
 L94 / P94 / R94 / T94  
 8974 ccm  
 169-221 kW (230-300 PS)

02-  
 05  
 96-04

**Eng. DSC 9.11 / 12 / 13**  
**Eng. DSC 9.15 Euro 2**  
 CL94 / CN94 / F94  
 K94 / L94 / N94  
 P94 / R94 / T94  
 8974 ccm  
 162-221 kW (220-300 PS)

97-02  
 96-04





MODEL / ENGINE

YEAR



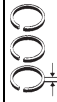
Dia.  
CYL



VT  
MT



Ø x L



SM-REF



SM-REF.



SM-REF.



Piston  
Dia.



SM-REF.



SM-REF.

**SCANIA**

**Eng. D 11**

L 110 / LS 110 / LB 110  
L140 / LB 140 / LBS 140  
11000 ccm

127,00  
6

2,38 910 Cr \*  
2,38 911 IW P  
2,38 911 IW P  
4,74 947 EX Cr P

- 127,00

-

-

**Eng. DS 11**

11000 ccm

**Eng. D 14**

14200 ccm

127,00  
V8

127,00  
V8

**Eng. DS 14**

14200 ccm  
148,5-275 kW (202-375 PS)

**Eng. DS 11**

L76  
L / LB / LBS / LBT / LS / LT  
11000 ccm  
202 kW (275 PS)

66-

127,00  
6

98,5  
-  
-2,5  
-26,8  
166

47  
x  
108

2,38 910 Cr \*  
2,38 911 IW P  
2,38 911 IW P  
6,33 947 EX Cr

793908-00-1 803906-00-1

127,00

953905-1  
A=140  
L=291  
H=8  
C=153,8  
F=0,8

813906-2

923907-1  
3 x FP 4,0

**Eng. D 11**

L76 / B76 / CF76 / CR76

**Eng. DS 11**

L76

**Eng. DS 11**

L / LS / LB / LBS110  
11000 ccm  
143-202 kW (195-275 PS)

62-

62-65

67-73

127,00  
6

98,5  
-  
-26,8  
166

47  
x  
108

2,38 910 Cr \*  
2,38 911 IW P  
2,38 911 IW P  
6,33 947 EX Cr

793908-00-1 803905-00-1

127,00

953905-1  
A=140  
L=291  
H=8  
C=153,8  
F=0,8

813914-2

923904-1  
2 x FP 4,0  
1 x FP 11,0

**Eng. D 11 / DN 11.01**

L/LB 110  
L / LB / LS / LBS111 / SBA111  
T112 E / H  
11000 ccm  
149/153 kW (203/208 PS)

73-75  
75-81

127,00  
6

98,76  
-  
-0,5  
-27,06  
156,26

50  
x  
108  
T

2,38 910 Cr \*  
2,38 911 IW P  
4,74 947 EX Cr P

793907-00-1 803907-00-1

127,00

-

-

**Eng. DS 11.01**

**Eng. DS 11.01 / 02 / 14**

**Eng. DS 11.15 / 18**

**Eng. DSC 11.01 / 2**

**Eng. DSC 11.04 / 11**

**Eng. DSI 11.01**

11018 ccm  
202-245 kW (275-333 PS)

73-75

75-88

75-88

75-88

75-88

73-75

98,76

50  
x  
108  
T

2,38 910 Cr \*  
2,38 911 IW P  
4,74 947 EX Cr P

803911-00-1

127,00

953910-1  
A=140  
L=291  
H=7,9  
C=153,8  
F=0,8

813911-2

923901-1  
1 x T 0,3  
3 x FP 4,0

**Eng. L05**

11000 ccm  
206-245 kW (280-333 PS)

75-88

**Eng. D 11**

LA 75 / LS 75 / LT 75  
10260 ccm

127,00  
6

3,16 910 Cr  
3,16 911 P  
3,16 911 P  
6,33 947 EX Cr P  
6,33 946 P

793911-00-1

- 127,00

-

-



MODEL / ENGINE

YEAR

Dia.  
CYL

Ø x L



SM-REF



SM-REF.

Piston  
Dia.

SM-REF.



SM-REF.

**SCANIA****Eng. DC 9.11**

Busse K 310 IA / K 310 UA

08-

**127,00**

5

Busse K 310 / K 310 UA

08-

3,50

914 IW CCL \*

-

127,00

-

-

**Eng. DC 9.12**

Busse K 270 / K 270 IB

06-

2,38

911 IW Cr

Busse K 270 / K UB

10-

3,50

947 EX Cr P

**Eng. DC 9.13 Euro 3**

Busse K 230 / K 230 IB

06-

**Eng. DC 9.16**

Buss 230

06-

Busse K 230 C

09-

Busse OmniLink 230

06-

**Eng. DC 9.17 Euro 4**

Busse 270

06-

Busse K 270 UA / K 270 UB

10-

Busse K 270 / K 270 IB

06-

OmniCity 270

08-

OmniLink 270

06-

**Eng. DC 9.18**

Busse K 310 UB

06-

Busse K 310 / K 310 UA

08-

**Eng. DC 9.19 Euro 3****Eng. DC 9.20****Eng. DC 9.21**

N-Series Bus 310

13-

4-Series 94 D/310

04-05

4-Series Bus K 94

97-07

94 C/310

05-08

94 D/270

96-08

94 G/300

04-08

8867/8974 ccm

169-228 kW (230-310 PS)

**Eng. DC 11.01 Euro 2/3****127,00****Eng. DC 11.03 Euro 3**

6

114 C / G / L 340

96-08

**Eng. DC 11.02 Euro 2****Eng. DC 11.04 Euro 3**

114 C / G / L 380

98-08

**Eng. DC 11.06 / 07 Euro 3**

114 C/330

96-08

114 G/320

01-08

**Eng. DC 11.09 Euro 3**

380 P / R

04-

**Eng. DC 11.08 Euro 3**

Busse K 340 / K 340 IB

10-

340 P / R

04-

P 340 A 4x2

04-

10640 ccm

243-280 kW (330-381 PS)

**Eng. DS 11.78****Eng. DSC 11.24**

Busse L 113 CLB

93-96

**Eng. DSC 11.27**

11018 ccm

94-

200 kW (272 PS)



MODEL / ENGINE

YEAR



Dia.  
CYL



Ø x L



SM-REF



SM-REF.



Piston  
Dia.



SM-REF.



SM-REF.

**SCANIA**

**Eng. DC 12.01 Euro 3**

Busse K 124 EB	04-09
124 C/420	00-04
124 G / L 420	96-08
Busse K 114	97-07
P / R 124 LA 420	97-08
T 124 C / G / L 420	96-08
T 124 CA 420	97-08

**127,00**  
6

3,50  
2,38  
3,50

**793910-00-1**  
914 IW CCL \*  
911 IW Cr  
947 EX Cr P

-

127,00

-

-

**Eng. DC 12.02 Euro 3**

124 C/400	96-04
Busse K 124 EB	97-07

**Eng. DC 12.06**

K 420	10-
Busse K 420 IB	07-13
420 G / P / R	04-

**Eng. DC 12.09 Euro 3**

124 C/420	96-08
Busse K 114	97-07

**Eng. DC 12.45 / 53 / 54 / 60 A**

**Eng. DC 12.52 / 59 A Euro 2**

**Eng. DI 12.57 M**

**Eng. DT 12.02 Euro 3**

124 C / G / L 470	99-08
R 124 GA 470	00-08
T 124 L/470	00-08

**Eng. DT 12.08**

124 C / G 440	99-04
124 L/440	01-08

**Eng. DSC 12.01 Euro 2**

124 C / G / L 400	96-08
P 124 CA / CB 400	96-08
R 124 GA / GB / LA 400	96-08
T 124 C / L / LA 400	96-08
T 124 G / GA 400	97-08

**Eng. DSC 12.03 Euro 2**

11700 ccm	95-04
265-405 kW (360-550 PS)	95-04



MODEL / ENGINE

YEAR



Dia.  
CYL



VT  
MT



Ø x L



SM-REF



SM-REF



SM-REF.



Piston  
Dia.



SM-REF.



SM-REF.

**SCANIA**

**Eng. DC 12.03 Euro 3**

124 C / G / L 420

96-08

127,00  
6

3,50

793910-00-1

-

127,00

-

-

R 124 LA 420

97-08

2,38

914 IW CCL \*

T 124 C / G / L 420

96-08

3,50

911 IW Cr  
947 EX Cr P

**Eng. DC 12.10 Euro 4**

Busse K 340 UB

06-

**Eng. DC 12.13 Euro 4**

Busse K 420

10-

Busse Century 380 / 470

06-

**Eng. DC 12.14 Euro 3**

**Eng. DC 12.15**

04-

**Eng. DC 12.17**

Busse K 320 / K 380 / K 380 IB

10-

Busse PB 480

08-

**Eng. DC 12.18**

380 G / P / R

04-

**Eng. DC 12.23**

420 G / P / R / T

04-

**Eng. DC 12.24 / 26**

380 G / P / R / T

04-

**Eng. DC 12.55 A 294/331/257**

Euro 3

**Eng. DT 12.03 Euro 4**

Busse K 470 / Century 470 / PB 470

06-

470 G / P / R / T

05-

**Eng. DT 12.06 Euro 3**

124 L/470

01-08

470 G

10-

470 G / P / R / T

04-

**Eng. DT 12.10 / 11 Euro 4**

420 G / P / R / T

04-

**Eng. DT 12.12 Euro 4**

K 420

06-

K 420 EB

08-

420 G / P / R / T

04-

Omniexpress 420

07-

**Eng. DT 12.17 Euro 4**

K 480

06-

K 480 EB

08-

Century 480

08-

PB 480

08-

480 G / P / R / T

05-

R 480 A 4x2 / 6x4

08-

Omniexpress 480

07-

**Eng. DT 12.18**

480 G / R

07-

**Eng. DT 12.55 A 316 Euro 3**

**Eng. DSC 12.02 Euro 2**

K 124 / K 124 IB

99-08

124 C/360

96-08

11716 ccm

250-353 kW (340-480 PS)



MODEL / ENGINE

YEAR



Dia.  
CYL



VT  
MT



Ø x L



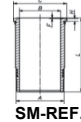
SM-REF



SM-REF.



Piston  
Dia.



SM-REF.



SM-REF.

**SCANIA**

<b>Eng. DS 14</b>		127,00				<b>793910-00-1</b>	-	127,00	-	-
<b>Eng. DSC 14.13 Euro 2</b>		8			3,50	914 IW CCL *				
144 C/530	96-04				2,38	911 IW Cr				
144 C / G 530	96-08				3,50	947 EX Cr P				
114 L/530	00-08									
T 144 C / L 530	95-08									
T 144 G/530	97-08									
<b>Eng. DSC 14.15 Euro 2</b>										
144 C / G 460	96-08									
144 L/460	95-08									
T 144 G / L 460	97-08									
T 144 C/460	95-08									
14181 ccm										
257-390 kW (350-530 PS)										
<b>Eng. DC 16.01 Euro 3</b>										
164 C / G / L 580	96-04									
164 C / G / L 580	00-08									
<b>Eng. DC 16.02</b>										
164 C/480	96-04									
164 L/480	96-08									
164 G/480	00-08									
R 164 CA 480	00-08									
<b>Eng. DC 16.03 Euro 3</b>										
P / R 580	04-									
<b>Eng. DC 16.05 Euro 4</b>										
560 P / R	04-									
<b>Eng. DC 16.06 Euro 4</b>										
<b>Eng. DC 16.09 Euro 5</b>										
<b>Eng. DC 16.19</b>										
500 P / R	04-									
T 500 G / P / R / T	04-									
<b>Eng. DC 16.08</b>										
620 P / R	04-									
<b>Eng. DC 16.18 Euro 5</b>										
560 P / R	04-									
R 560 LA6x2	06-									
<b>Eng. DC 16.22</b>										
500 P / R	04-									
<b>Eng. DC 16.40 / 41 / 43/45 A</b>										
<b>Eng. DC 16.47 A</b>										
<b>Eng. DSC 16.01 Euro 3</b>										
15600 ccm										
294-456 kW (400-620 PS)										
<b>Eng. DS 14</b>		127,00	94,67	50		<b>793914-00-1</b>	<b>803912-00-1</b>	127,00	<b>953912-1</b>	<b>813912-2</b>
<b>Eng. DS 14.06</b>		V8	-	x	3,16	914 IW Cr P *			A=140	
<b>Eng. DS 14.01 / 02</b>			-2,92	108	2,38	911 IW P	RT / AK		L=275,5	<b>923904-1</b>
<b>Eng. DSI 14 / DSC 14</b>			-26,2	T	4,74	947 EX Cr P			H=10,05	2 x FP 4,0
L / LB / LS / LBS / LBT 140	69-76		146,67						C=155,8	1 x FP 11,0
141 / 142 / 146	77-								F=0,4	
L / LB / LS / LBS / LBT 141 S	83-									
T112E / R142 / E / H / M / MA										
R142H / T142H / 146										
14200 ccm										
257-316 kW (350-430 PS)										
<b>Eng. DS 11.41</b>		127,00	98,76	50		<b>793916-00-1</b>	<b>803917-00-1</b>	127,00	<b>953910-1</b>	<b>813917-2</b>
Case Tractors (USA)	78-88	6	-	x	3,16	914 IW Cr P *			A=140	
Stationary Engine	78-88		-2,9	108	2,38	911 IW P	RT / AK		L=291	<b>923901-1</b>
Engine no. ...5247392			-24,41	T	2,38	911 IW P			H=7,9	1 x T 0,3
11018 ccm			156,26		4,74	947 EX Cr P			C=153,8	3 x FP 4,0
									F=0,8	



MODEL / ENGINE

YEAR



Dia.  
CYL



VT  
MT

Ø x L



3,50  
2,38  
4,74



SM-REF



SM-REF.



Piston  
Dia.



SM-REF.



SM-REF.

**SCANIA**

**Eng. DS 11.34 / 73**  
**Eng. DSC 11.12-18**  
Serie 113  
11015 ccm  
230-265 kW (313-360 PS)

87-

127,00  
6

98,76  
-  
-2,96  
-24,5  
156,26

50  
x  
108  
T

3,50  
2,38  
4,74

**793925-00-1**  
914 IW Cr P \*  
911 IW P  
947 EX Cr P

**803910-00-1**  
RT

127,00

**953910-1**  
A=140  
L=291  
H=7,9  
C=153,8  
F=0,8

**813910-2**  
**923901-1**  
1 x T 0,3  
3 x FP 4,0

**Eng. DSC 11.22 / 70**  
**Eng. DTC 11.01 / 02**  
11015 ccm  
235-280 kW (320-381 PS)

94-  
94-

127,00  
6

98,76  
-  
-2,96  
-16,52  
156,26

50  
x  
108  
T

3,50  
2,38  
4,74

**793925-00-1**  
914 IW Cr P \*  
911 IW P  
947 EX Cr P

**803914-00-1**  
RT / HA / KK

127,00

**953914-1**  
A=140  
L=291  
H=7,9  
C=153,8  
F=0,8  
R=11,50

**813916-2**  
**923901-1**  
1 x T 0,3  
3 x FP 4,0

**953915-1**  
A=140  
L=291  
H=7,92  
C=153,86  
F=0,8  
R=12,5

**813915-2**  
**923903-1**  
1 x T 0,3  
1 x FP 10,8  
2 x FP 4,0

**Eng. DS 11.75**  
**Eng. DSC 11.21 / 22 / 23**  
**Eng. DSC 11.35 / 36 / 70**  
11018 ccm  
235 kW (320 PS)

91-  
91-  
91-  
91-

127,00  
6  
-  
-2,96/-2,96  
-16,52  
156,26  
-  
MØ=89,50  
-

50  
x  
108  
T

3,50  
2,38  
4,74

**793925-00-1**  
914 IW Cr P \*  
911 IW P  
947 EX Cr P

**803916-00-1**  
RT / AK

127,00

**953914-1**  
A=140  
L=291  
H=7,9  
C=153,8  
F=0,8  
R=11,50

**813918-2**  
**923901-1**  
1 x T 0,3  
3 x FP 4,0

**Eng. DS 11.75**  
**Eng. DSC 11.21 / 22 / 23**  
**Eng. DSC 11.35 / 36**  
**Eng. DSC 11.70 / 74 / 75**  
11018 ccm  
235 kW (320 PS)

**Eng. DSC 11.79**  
11022 ccm  
250 kW (340 PS)

127,00  
6  
-  
-2,96/-2,96  
-16,52  
156,26  
-  
MØ=89,50  
-

50  
x  
108  
T

3,50  
2,38  
4,74

**793925-00-1**  
914 IW Cr P \*  
911 IW P  
947 EX Cr P

**803916-00-1**  
RT / AK

127,00

**953915-1**  
A=140  
L=291  
H=7,92  
C=153,86  
F=0,8  
R=12,5  
F=0,8

**813921-2**  
**923903-1**  
1 x T 0,3  
1 x FP 10,8  
2 x FP 4,0



MODEL / ENGINE

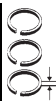
YEAR



Dia.  
CYL



Ø x L



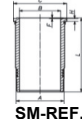
SM-REF



SM-REF.



Piston  
Dia.



SM-REF.



SM-REF.

**SCANIA**

**Eng. DC 9.11-13/19-21**

**Euro 3**

**Eng. DC 9.16-18 Euro 4**

F 230 / 270 / 310

N 310

T 310

G 310 / P 310 / R 310

K 310 IA / K 310 UA

K 310 / K 310 IB / K 310 UB

G 270 / P 270 / R 270

K 270 / K 270 IB / K 270 UB

G 230 / P 230 / R 230

K 230 / K 230 IB / K 230 UB

R 230

OmniCity / OmniLink

94 C/310

94 D/270

94 D/310

94 G/300

94 G/310

K 94

8867 ccm

169-228 kW (230-310 PS)

127,00

6

3,50

914 IW Cr P \*

2,38

911 IW P

3,50

947 EX Cr P

127,00

**Eng. DC 11.01-04 / 06**

**Eng. DC 11.08 / 09**

**Euro 3**

**Eng. DC 11.07 Euro 2**

G 340 / P 340 / R 340

K 114

K 340 / K 340 IB

T 380

P 380 / R 380

OmniCity

114 P / R / T

114 C/G/340

114 C/L/380

114 L/340/380

114 C/G/L/340

114 C/G/L/340/380

114 P / R / T

114 C/330

114 C/330

114 G/320

114 G/320

114 L/330

T 114 C/G/L/340

T 114 C/G/L/380

T 114 G/320

T 114 G/320

10640 ccm

242-279 kW (329-380 PS)

04-

97-07

10-

04-05

04-

04-05

96-04

96-08

98-08

96-04

99-

98-

96-04

96-08

99-04

01-08

96-05

99-04

98-

98-

97-99

01-06



MODEL / ENGINE

YEAR

Dia.  
CYL

Ø x L



SM-REF



SM-REF.



SM-REF.

Piston  
Dia.

SM-REF.



SM-REF.

**SCANIA****Eng. DN 11.06 B****Eng. DS 11.78****Eng. DSC 11.06****Eng. DSC 11.24 Euro 2****Eng. DSC 11.27 Euro 1**

113 K

113 L

L 113 CLB

113 N

113 H/310

114 G/330

113 R

112 T

11020 ccm

143-235 kW (195-320 PS)

82-98

90-98

93-96

88-98

88-91

04-08

88-00

85-88

127,00

6

3,50

914 IW Cr P \*

2,38

911 IW P

3,50

947 EX Cr P

-

127,00

-

-

**Eng. DSC 14.13 Euro 2****Eng. DSC 14.15 Euro 3**

144 L/460

144 C/G/460

144 C/G/L/530

T 144 C/L/460

T 144 G/460

T 144 C/L/530

T 144 G/L/530

14200 ccm

338-390 kW (460-530 PS)

95-08

96-08

96-

95-08

97-08

95-

97-

**Eng. DC 12.01 / 03 / 06 / 09 Euro 3****Eng. DC 12.02 Euro 2**

Century 12.37

Century 12.85 / 13.37

124 C/G/L/420

124 C/G/L/420

124 L/420

K 114 / 124

K 124 EB

124 P / R

T 124 C/G/420

T 124 C/G/L/420

11700 ccm

294-309 kW (400-420 PS)

00-

02-

96-08

98-

98-02

97-07

04-09

95-02

96-08

98-

127,00

6

85,21

-

-

-22,15

125,21

MØ=78

54

x

106

T

3,50

914 IW Cr P \*

2,38

911 IW P

3,50

947 EX Cr P

793923-00-1

803918-00-1

PSK

127,00

953916-1

A=139

L=271,1

H=194,27

C=150

813920-2

923916-1

1 x FP 2,50

1 x FP 4,00

**Eng. DC 12.14 / 17 Euro 3**

G 380 / P 380 / R 380

G 420 / P 420 / R 420 / T 420

G 420 / R 420

K 320 / 380 / K 380 IB

P 420

Omniexpress 380

11716 ccm

279-309 kW (379-420 PS)

04-

04-

08-

07-13

05-11

07-

**Eng. DC 16.03 / 04 Euro 3**

P 500 / 580 / R 500 / 580

T 500 / 580

15600 ccm

368-426 kW (500-580 PS)

04-

04-05

**Eng. DC 16.01 Euro 3**

164 C/G/L/580

164 C/G/L/580

164 T

15607 ccm

426-427 kW (580-581 PS)

00-

96-04

00-





MODEL / ENGINE

YEAR

Dia.  
CYL85,21  
-  
-22,15  
125,21  
MØ=7854  
x  
106  
T3,50  
2,38  
3,50

SM-REF



SM-REF.

Piston  
Dia.

SM-REF.



SM-REF.

**SCANIA****Eng. DSC 12.01-03 / 05****Euro 2**

Century 12.35

124 C/360

124 C/400

124 C/420

124 G/360/400

124 G/420

124 L/360/400/420

124 P / R

K 114 / K124

K 124 EB

K 124 / K124 IB

124 P / R

T 124 C/L/360

T 124 C/L/400

T 124 C/L/420

T 124 G/360/400/420

11700 ccm

265-325 kW (360-442 PS)

**Eng. DT 12.02 / 08 Euro 3**

124 C/440/470

124 G/440/470

124 L/470/440

124 P / R

T 124 L/470

11716 ccm

324-346 kW (440-470 PS)

**Eng. DC 16.05 / 6 / 8**

Euro 4

R560 / R620

R500

**Eng. DC 16.17 / 18 / 19****Eng. DC 16.22 EEV**

Euro 5

R560 / R620

R500

15600 ccm

353-426 kW (480-579 PS)

**Eng. DSC 14.03 / 04****Eng. DSC 14.09 / 16**

143

**Eng. DSC 14.08 / 10**

Engine No.: 5548744-.....

14181 ccm

331-346 kW (450-470 PS)

MODEL / ENGINE	YEAR	Dia. CYL	85,21 - -22,15 125,21 MØ=78	54 x 106 T	3,50 2,38 3,50	SM-REF	SM-REF.	Piston Dia.	SM-REF.	SM-REF.
<b>SCANIA</b>		<b>127,00</b>				<b>793923-00-1</b>	<b>803918-00-1</b>	127,00	<b>953916-1</b>	<b>813920-2</b>
<b>Eng. DSC 12.01-03 / 05</b>		<b>6</b>				<b>914 IW Cr P *</b>			<b>A=139</b>	<b>923916-1</b>
<b>Euro 2</b>						<b>911 IW P</b>	<b>PSK</b>		<b>L=271,1</b>	<b>1 x FP 2,50</b>
Century 12.35	96-					<b>947 EX Cr P</b>			<b>H=194,27</b>	<b>1 x FP 4,00</b>
124 C/360	96-								<b>C=150</b>	
124 C/400	96-04									
124 C/420	96-08									
124 G/360/400	96-									
124 G/420	97-									
124 L/360/400/420	96-								<b>953906-1</b>	<b>813922-2</b>
124 P / R	95-04								<b>A=140</b>	<b>923908-1</b>
K 114 / K124	97-07								<b>L=271,1</b>	<b>1 x 3,50*</b>
K 124 EB	04-09								<b>H=194,27</b>	<b>1 x 4,00*</b>
K 124 / K124 IB	99-08								<b>C=151</b>	
124 P / R	95-04									
T 124 C/L/360	95-									
T 124 C/L/400	96-									
T 124 C/L/420	97-									
T 124 G/360/400/420	97-									
11700 ccm										
265-325 kW (360-442 PS)										
<b>Eng. DT 12.02 / 08 Euro 3</b>										
124 C/440/470	99-04									
124 G/440/470	99-08									
124 L/470/440	01-									
124 P / R	95-04									
T 124 L/470	01-									
11716 ccm										
324-346 kW (440-470 PS)										
<b>Eng. DC 16.05 / 6 / 8</b>	98-02	<b>127,00</b>				<b>793923-00-1</b>	-	127,00	<b>953916-1</b>	-
Euro 4		<b>V8</b>				<b>914 IW Cr P *</b>			<b>A=139</b>	
R560 / R620	06-					<b>911 IW P</b>			<b>L=271,1</b>	<b>923916-1</b>
R500	04-					<b>947 EX Cr P</b>			<b>H=194,27</b>	<b>1 x FP 2,50</b>
<b>Eng. DC 16.17 / 18 / 19</b>									<b>C=150</b>	<b>1 x FP 4,00</b>
<b>Eng. DC 16.22 EEV</b>										
Euro 5										
R560 / R620	06-									
R500	04-									
15600 ccm										
353-426 kW (480-579 PS)										
<b>Eng. DSC 14.03 / 04</b>		<b>127,00</b>	94,67	50		<b>793925-00-1</b>	<b>803913-00-1</b>	127,00	<b>953913-1</b>	<b>813913-2</b>
<b>Eng. DSC 14.09 / 16</b>		<b>V8</b>	-	x	3,50	<b>914 IW Cr P *</b>			<b>A=140</b>	
143	88-		-2,92	108	2,38	<b>911 IW P</b>	<b>RT / HA / KK</b>		<b>L=275,5</b>	<b>923904-1</b>
<b>Eng. DSC 14.08 / 10</b>			-23,85	T	4,74	<b>947 EX Cr P</b>			<b>H=10,05</b>	<b>2 x FP 4,00</b>
Engine No.: 5548744-.....			146,67						<b>C=155,7</b>	<b>1 x FP 11,00</b>
14181 ccm									<b>F=0,4</b>	
331-346 kW (450-470 PS)										



MODEL / ENGINE

YEAR



Dia.  
CYL



Ø x L



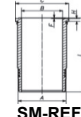
SM-REF



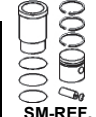
SM-REF.



Piston  
Dia.



SM-REF.



SM-REF.

**SCANIA**

**Eng. DC 9.11 Euro 3**

K 310 IA / K 310 UA  
G 310 / P 310 / R 310 / T 310  
F 310  
N 310

08-  
04-  
09-  
13-

127,00  
5

3,50  
2,38  
3,50

**793927-00-1**  
914 IW CCL \*  
911 IW P  
947 EX Cr P

-

127,00

-

-

**Eng. DC 9.12 Euro 3**

K 270 / K 270 IB / K 270 UB  
G 270 / P 270 / R 270  
F 270

06-  
04-  
09-

**Eng. DC 9.13 Euro 3**

K 230 / K 230 IB / K 230 UB  
G 230 / P 230  
P 230 / R 230

06-  
06-  
04-

**Eng. DC 9.16 Euro 4**

94 EB/IB/UB  
K 230 / K 230 IB / K 230 UB  
K 230 C  
230 UD  
OmniCity 230  
OmniLink 230  
G 230  
P 230 / R 230

05-  
06-  
09-  
07-  
08-  
06-  
07-  
05-

**Eng. DC 9.17 Euro 4**

OmniCity 270  
OmniLink 270  
270 DU  
94 E/EB/IB/UB  
G 270 / P 270 / R 270  
R 270  
H / L / M  
K 270 EB / K 270 IB  
K 270 UA  
K 270 / K 270 IB / K 270 UB  
OmniCity  
OmniLink

08-  
06-  
07-  
05-  
04-  
06-  
07-  
06-  
10-  
06-  
05-  
05-

**Eng. DC 9.18 Euro 4**

310  
94 E/EB/IB/UB  
G 310 / P 310 / R 310  
H / L / M  
K 310 / K 310 IB / K 310 UB  
K 310 UA  
OmniCity  
OmniExpress

13-  
05-  
04-  
07-  
06-  
08-  
05-  
07-

**Eng. DC 9.19 Euro 3**

**Eng. DC 9.20 Euro 3**

94 G/270  
94 D/270

96-04  
96-08

**Eng. DC 9.21 Euro 3**

N-Series Bus 310  
94 D/310  
Bus K 94  
94 C/310  
94 D/270  
94 G/300  
8867 ccm  
169-228 kW (230-310 PS)

13-  
04-05  
97-07  
05-08  
96-08  
04-08



MODEL / ENGINE

YEAR



Dia.  
CYL



Ø x L



SM-REF



SM-REF.



Piston  
Dia.



SM-REF.



SM-REF.

**SCANIA**

**Eng. DC 11.01 Euro 3**

114 C/L/340 96-08  
114 C/G/340 98-  
114 P/R/T 96-04  
T 114 C/G/L/340 98-

127,00  
6

3,50  
2,38  
3,50

**793927-00-1**  
914 IW CCL \*  
911 IW P  
947 EX Cr P

-

127,00

-

-

**Eng. DC 11.02 Euro 3**

114 C/L/380 98-08  
114 C/GL/380 98-  
114 P / R / T 96-04  
T 114 C/G/L/380 98-

**Eng. DC 11.03 Euro 3**

114 C/G/L/340 96-08  
114 C/G/L/340 99-  
K 114 97-07  
114 P / R / T 96-04  
T 114 C/340 96-08  
T 114 C/L/340 99-

**Eng. DC 11.04 Euro 3**

114 C/G/380 98-08  
114 C/G/L/380 99-  
Century 12.35 99-  
K 114 / 124 97-07  
114 P / R / T 96-04  
T 114 C/G/380 98-08  
T 114 L/380 99-

**Eng. DC 11.07 Euro 2**

114 C/L/330 99-04  
114 G/320 01-08  
K 114 97-07  
T 114 G/320 97-06

**Eng. DC 11.08 Euro 3**

G 340 / P 340 / R 340 04-  
OmniCity 04-05

**Eng. DC 11.09 Euro 3**

P 380 / R 380 04-  
OmniCity 04-05  
T 380 04-05  
10640 ccm  
250-279 (340-380 PS)

**Eng. DS 11.78**

**Eng. DSC 11.24 Euro 2**

113 K 82-98  
113 L 90-98  
113 N 88-98

**DSC 11.27 Euro 1**

113 L 90-98  
113 N 88-98  
11020 ccm  
162-235 kW (220-320 PS)



MODEL / ENGINE

YEAR



Dia.  
CYL



VT  
MT



Ø x L



SM-REF



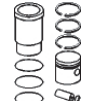
SM-REF.



Piston  
Dia.



SM-REF.



SM-REF.

**SCANIA**

**Eng. DC 12.01 Euro 3**

124 G/C/L/420	96-08	127,00	6			3,50	793927-00-1	-	127,00	-	-
124 C/G/L/420	98-										
124 C/420	00-04										
124 L/420	98-02										
Century 12.37	00-										
Century 12.85 / 13.37	02-										
K 114 / 124	97-07										
K 124 EB	04-09										
124 P / R	95-02										
T 124 C/G/L/420	98-										
T 124 C/G/420	96-08										

**Eng. DC 12.02 Euro 2**

124 C/400	96-04
K 124	97-07
124 P / R	95-04

**Eng. DC 12.03 Euro 3**

124 P / R	95-04
124 C/G/L/420	96-08
124 C/420	00-04
124 L/420	02-
T 124 C/G/L/420	96-08
Century 12.37	00-
Centruy 13.37	02-

**Eng. DC 12.06 Euro 3**

G 410	13-
G 420 / P 420 / R 420 / T 420	04-
K 420	06-
K 420 / K 420 IB	07-13
P 420	05-11

**Eng. DC 12.09 Euro 3**

124 C/420	96-08
K 114 / 124	97-07

**Eng. DSC 12.01 Euro 2**

124 C/G/L/400	96-
124 C/400	96-04
124 P / R	95-04
T 124 G/400	97-
T 124 C/L/400	96-

**Eng. DSC 12.02 Euro 2**

124 C/360	96-08
124 G/L/360	96-
K 124	97-07
K 124 / K 124 IB	99-08
124 P / R	95-04
T 124 C/L/360	95-
T 124 G/360	98-05
T 124 G/360	97-

**Eng. DSC 12.03 Euro 2**

**Eng. DSC 12.05 Euro 2**

Century 12.35	96-
124 C/G/L/420	97-
124 C/L/420	96-08
124 C/420	00-04
K 114 / 124	97-07
K 124 EB	04-09
124 P / R	95-02
T 124 C/G/L/420	97-
T 124 C/420	97-04
11700 ccm	
265-325 kW (360-442 PS)	



MODEL / ENGINE

YEAR



Dia.  
CYL



VT  
MT



Ø x L



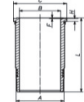
SM-REF



SM-REF.



Piston  
Dia.



SM-REF.



SM-REF.

**SCANIA**

**Eng. DC 12.14 Euro 3**

G 420 / P 420 / R 420 / T 420  
P 420

04-  
05-11

127,00  
6

3,50  
2,38  
3,50

**793927-00-1**  
914 IW CCL \*  
911 IW P  
947 EX Cr P

-

127,00

-

-

**Eng. DC 12.15 Euro 5**

G 420 / P 420 / R 420 / T 420  
K 420  
P 420

04-  
06-  
05-11

**Eng. DC 12.17 Euro 3**

G 380 / P 380 / R 380  
K 320 / K 380 IB / K 380  
K 380 / K 380 IB

04-  
10-  
07-13

**Eng. DC 12.18 Euro 5**

G 380 / P 380 / R 380  
R 380

04-  
10-

**Eng. DC 12.22 Euro 5**

G 420 / P 420 / R 420 / T 420  
P 420

04-  
05-11

**Eng. DC 12.23 Euro 4**

G 420 / P 420 / R 420 / T 420

04-

**Eng. DC 12.24 Euro 4**

G 380 / P 380 / R 380

04-

**Eng. DC 12.26 Euro 4**

G 340 / P 340  
R 340

04-  
05-

**Eng. DT 12.02 Euro 3**

124 C/G/L/470  
124 C/G/L/470  
124 G/470  
124 P / R  
T 124 L/470

01-  
99-04  
00-08  
00-  
01-

**Eng. DT 12.06 Euro 4**

124 L/470  
G 470 / P 470 / R 470  
R 470 / T 470

04-  
05-  
04-

**Eng. DT 12.08 Euro 3**

124 C/G/440  
124 L/440  
124 P / R

99-04  
01-08  
95-04

**Eng. DT 12.10 Euro 4**

G 440

07-11

**Eng. DT 12.18 Euro 3**

G 440 / R 440  
P 440

07-  
05-11

11716 ccm  
250-346 kW (340-470 PS)



MODEL / ENGINE

YEAR

Dia.  
CYL

Ø x L



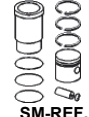
SM-REF



SM-REF.

Piston  
Dia.

SM-REF.



SM-REF.

**SCANIA****Eng. DSC 14.13 Euro 2**

144 C/G/L530

114 C/G/530

144 L/530

T 144 C/G/530

T144 G/530

**127,00**

8

3,50

2,38

3,50

**793927-00-1**

914 IW CCL \*

911 IW P

947 EX Cr P

-

127,00

-

-

**Eng. DSC 14.15 Euro 3**

144 C/G/460

144 L/460

T 144 C/L/460

T 144 G/460

14200 ccm

338-390 kW (460-530 PS)

96-08

95-08

95-08

97-08

**Eng. DC 16.03 Euro 3**

P 580 / R 580

R 580

T 580

04-

04-06

04-05

**Eng. DC 16.04 Euro 3**

P 500 / R 500 / T 500

04-

**Eng. DC 16.05 Euro 4**

P 560 / R 560

R 560

06-

04-

**Eng. DC 16.06 Euro 4**

P 500 / R 500 / T 500

04-

**Eng. DC 16.08 Euro 4**

P 620 / R 620

R 620

06-

04-

**Eng. DC 16.09 Euro 5**

P 500 / R 500 / T 500

04-

**Eng. DC 16.17 Euro 5**

P 620 / R 620

R 620

06-

04-

**Eng. DC 16.18 Euro 5**

P 560 / R 560

R 560

06-

04-

**Eng. DC 16.19 Euro 5**

P 500 / R 500 / T 500

04-

**Eng. DC 16.22 Euro 5**

P 500 / R 500

15600 ccm

368-456 kW (500-620 PS)

04-

**Eng. DC 16.01 Euro 3**

164 C/G/L/580

164 C/G/L/580

00-

96-04

**Eng. DC 16.02 Euro 3**

164 C/G/L/480

164 C/G/L/480

G 480

164 T

15607 ccm

353-427 kW (480-581 PS)

00-

96-04

08-

00-

**Eng. DC 13.74****A 257 / 294 / 331 / 368****Eng. DC 13.76****A 257 / 294 / 331**

industrial engine

12700 ccm

257-368 kW (350-500 PS)

**130,00**

6

3,50

3,00

4,00

**793928-00-1**

914 CCL P \*

911 IF U Cr P \*

947 EX Nit S

-

130,00

**953918-1**

A=140

L=271,10

H=194,27











C=151

-

**923918-1**

1 x 3,50\*

1 x 4,00\*

 <b>MODEL / ENGINE</b>	<b>YEAR</b>	 <b>Dia.</b> <b>CYL</b>	 <b>VT</b> <b>MT</b>	 <b>Ø x L</b>		 <b>SM-REF</b>	 <b>SM-REF.</b>	 <b>Piston</b> <b>Dia.</b>	 <b>SM-REF.</b>	 <b>SM-REF.</b>
<b>SCANIA</b>  <b>Eng. DC 13.109 Euro 6</b> R 440 <b>Eng. DC 13.110 Euro 6</b> R 480 12742 ccm 324-353 kW (441-480 PS)	10-  04-	<b>130,00</b> 6			3,50 3,00 4,00	<b>793928-00-1</b> 914 CCL P * 911 IF U Cr P * 947 EX Nit S	-	130,00	-	-
<b>Eng. DC 13.147 Euro 6</b> G 450 R 450 12742 ccm 324-353 kW (441-480 PS)	13- 13-	<b>130,00</b> 6			3,50 3,00 4,00	<b>793928-00-1</b> 914 CCL P * 911 IF U Cr P * 947 EX Nit S	-	130,00	<b>953918-1</b> A=140 L=271,10 H=194,27 C=151	-  <b>923918-1</b> 1 x 3,50* 1 x 4,00*
<b>Eng. DC 09.109</b> Euro 5 P-250 9300 ccm 184 kW (250 PS)		<b>130,00</b> 5			3,50 3,00 4,00	<b>793928-00-1</b> 914 CCL P * 911 IF U Cr P * 947 EX Nit S	-	130,00	<b>953918-1</b> A=140 L=271,10 H=194,27 C=151	-  <b>923918-1</b> 1 x 3,50* 1 x 4,00*
<b>Eng. DC 09.108 / 111</b> <b>112 / 113</b> Euro 5 <b>Eng. DC 09.108 / 111</b> <b>112 / 113</b> Euro 6 G 250 / 280 / 320 / 360 P 250 / 280 / 320 / 360 R 250 / 280 / 320 / 360 9300 ccm 184-265 kW (250-360 PS)		<b>130,00</b> 5			3,50 3,00 4,00	<b>793928-00-1</b> 914 CCL P * 911 IF U Cr P * 947 EX Nit S	-	130,00  130,00	<b>953918-1</b> A=140 L=271,10 H=194,27 C=151  <b>953919-1</b> A=139,40 L=270,50 H=194,27 C=151 F=4,50 X=8	-  <b>923918-1</b> 1 x 3,50* 1 x 4,00*  -  <b>923918-1</b> 1 x 3,50* 1 x 4,00*
<b>Eng. DC 13.05 / 06 / 07</b> <b>Eng. DC 13.10</b> Euro 5 340 G 360 / 400 / 440 P 360 / 400 R 360 / 400 / 440 G 480 / R 480 K 400 / 440 / 480 EB K 400 / 440 / 480 IB Century 400 PB 12.35 / 12.37 / 12.92 PB 13.87 / 15.37 12742 ccm 265-353 kW (360-480 PS)	07-10 08- 08- 08- 04- 09- 09- 09-	<b>130,00</b> 6			3,50 3,00 4,00	<b>793928-00-1</b> 914 CCL P * 911 IF U Cr P * 947 EX Nit S	-	130,00  130,00	<b>953918-1</b> A=140 L=271,10 H=194,27 C=151  <b>953919-1</b> A=139,40 L=270,50 H=194,27 C=151 F=4,50 X=8	-  <b>923918-1</b> 1 x 3,50* 1 x 4,00*  -  <b>923918-1</b> 1 x 3,50* 1 x 4,00*



MODEL / ENGINE

YEAR



Dia.  
CYL



VT  
MT BU



Ø x L



SM-REF



SM-REF.



SM-REF.



Piston  
Dia.



SM-REF.



SM-REF.

**SCANIA**

**Eng. DC 13.70**  
**A 257 / 294 / 331 / 368 / 405**  
Euro 3/4  
**Eng. DC 13.77**  
**A 294 / 331 / 368 / 405**  
**Eng. DC 13.80 A 264**  
**Eng. DC 13.82 A 283**  
**Eng. DC 13.83**  
**A 294 / 331 / 368 / 405**  
**Eng. DC 13.90 A**  
Engine  
12700 ccm  
257-368 kW (350-550 PS)

130,00  
6

3,50 914 CCL P \*  
3,00 911 IF U Cr P \*  
4,00 947 EX Nit S

130,00

**953918-1**  
A=140  
L=271,10  
H=194,27  
C=151

**923918-1**  
1 x 3,50\*  
1 x 4,00\*

**953919-1**  
A=139,40  
L=270,50  
H=194,27  
C=151  
F=4,50  
X=8

**923918-1**  
1 x 3,50\*  
1 x 4,00\*

**Eng. DC 13.78 A 264**  
**Eng. DC 13.81 A 257 / 283**  
**Eng. DC 13.84 A 294 / 331**  
**Eng. DC 13.85 A 368 / 405**  
**Eng. DC 13.87 A 257 / 283**  
**Eng. DC 13.89 A 257 / 283**  
**Eng. DC 13.91 A 368**  
industrial engine  
12700 ccm  
257-405 kW (350-550 PS)

130,00  
6

3,50 914 CCL P \*  
3,00 911 IF U Cr P \*  
4,00 947 EX Nit S

130,00

**953919-1**  
A=139,40  
L=270,50  
H=194,27  
C=151  
F=4,50  
X=8

**923918-1**  
1 x 3,50\*  
1 x 4,00\*











**Eng. DC 13.106**  
Euro 3  
**Eng. DC 13.101-104**  
**107 / 108**  
Euro 4  
**Eng. DC 13.113 / 114**  
Euro 5  
**Eng. DC 13.115 / 116 / 124**  
**125**  
Euro 6  
**Eng. 13.120 EEV**  
12742 ccm  
265-360 kW (360-490 PS)

130,00  
8

**Eng. DC 16.101 / 102 / 103**  
Euro 6  
16352 ccm  
382-537 kW (520-730 PS)

**Eng. DI 16.70 M 405**  
**Eng. DI 16.71 M 405 / 460**  
**Eng. DI 16.73 M 478 / 515**  
**552 / 588**  
**Eng. DI 16.75 M 430 / 450**  
**480 / 511**  
**Eng. DI 16.79 M 405 / 460**  
**515 / 525**  
16400 ccm  
405-588 kW (550-800 PS)



 <b>MODEL / ENGINE</b>	YEAR	 <b>Dia.</b> <b>CYL</b>	 KH GL VT BU MT	 $\varnothing \times L$		 <b>SM-REF</b>	 <b>SM-REF.</b>	 <b>Piston</b> <b>Dia.</b>	 <b>SM-REF.</b>	 <b>SM-REF.</b>
<b>SEAT</b>  <b>850</b> Eng. 100 G.000 844 ccm 25 kW (34 PS)	64-74	<b>65,00</b> 4			1,75 2,00 3,94	<b>792005-00-4</b> 910 IF Cr 931 P 948 EX P	-	65,00	-	-
<b>127 / 133 / 1800</b> <b>Ibiza / Marbella</b> Eng. 127 A.000 / A 112 A5 903 ccm 34 kW (46 PS)	80-86	<b>65,00</b> 4				<b>792005-40-4</b>  <b>792005-60-4</b>  <b>792005-80-4</b>	-  -  -	65,40  65,60  65,80	-  -  -	-  -  -
<b>Arosa 1.0</b> <b>Cordoba 1.0 i</b> <b>Cordoba 1.0</b> <b>Cordoba Hatchback 1.0</b> <b>Ibiza MK II 1.0 i</b> <b>Ibiza MK III 1.0</b> Eng. AER / ALD / ALL / ANV Eng. ALD / ANV / AUC 999 ccm 37 kW (50 PS)	97-04 96-99 99-02 99-02 96-99 99-02	<b>67,10</b> 4			1,00 1,20 2,00	<b>795079-00-4</b> 910 Nit S 911 P 3PC Nit	-	67,10	-	-
<b>Toledo IV 1.2 TSI</b> <b>Altea 1.2 TSI</b> <b>Leon 1.2 TSI</b> <b>Ibiza V 1.2 TSI</b> Eng. CBZA / CBZB 1197 ccm 77 kW (105 PS)  <b>up to 14.05.2012</b>	12- 10- 10- 10-	<b>71,00</b> 4			1,00 1,20 2,00	<b>795011-00-4</b> 910 Nit S 931 P 3PC Nit	-	71,00	-	-
<b>Altea 1.2 TSI</b> <b>Altea XL 1.2 TSI</b> <b>Ibiza IV 1.2 TSI</b> <b>Ibiza IV SC 1.2 TSI</b> <b>Ibiza IV ST 1.2 TSI</b> <b>Leon 1.2 TSI</b> <b>Toledo IV 1.2 TSI</b> Eng. CBZA / CBZB Euro 5 1197 ccm 63-77 kW (86-105 PS)	10- 10- 10-15 10-15 10-15 10-12 12-15	<b>71,01</b> 4	28,94 2 - -4,35 46,94 - MØ=39,5 -	19 x 42 T	1,20 1,20 2,00	<b>795012-00-4</b> 910 Nit S 911 Cr P 3PC Nit  <b>795012-50-4</b>	<b>805062-00-1</b>    <b>805062-50-1</b>	71,01    71,51	-    -	-    -
<b>Ibiza IV 1.2 TSI</b> <b>Ibiza IV SC 1.2 TSI</b> <b>Ibiza IV ST 1.2 TSI</b> <b>Leon 1.2 TSI</b> <b>Leon SC 1.2 TSI</b> <b>Leon ST 1.2 TSI</b> <b>Toledo IV 1.2 TSI</b> Eng. CJZA / CJZB Euro 5 Eng. CJZC / CJZD / CYVB 1197 ccm 63-81 kW (86-110 PS)	15-17 15-16 15-16 12- 13-18 13- 15-17	<b>71,01</b> 4	28 0,7 -3,75/-3,75 - 45,2 - -	17 x 49 T	1,20 1,20 2,00	<b>795012-00-4</b> 910 Nit S 911 Cr P 3PC Nit  <b>795012-50-4</b>	<b>805004-00-1</b>     <b>805004-50-1</b>  *NEW*	71,01     71,51	-     -	-     -



MODEL / ENGINE

YEAR

Dia.  
CYL

Ø x L



SM-REF



SM-REF.

Piston  
Dia.

SM-REF.



SM-REF.

**SEAT**

<b>Ibiza V 1.0 TSI</b>	15-17	<b>74,50</b>				<b>795061-00-4</b>	-	74,50	-	-
<b>Leon 1.0 TSI</b>	15-	3			1,20	910 IF PVD S				
<b>Leon ST 1.0 TSI</b>	15-				1,20	931 P				
<b>Toledo IV 1.0 TSI KG3</b>	17-19				2,00	3PC PVD				
Eng. CHZB / CHZC / CHZD 999 ccm 70-85 kW (95-110 PS)										
<b>Ateca 1.4 TSI</b>	16-	<b>74,50</b>								
<b>Ateca 1.4 TSI 4Drive</b>	16-	4								
<b>Ibiza V 1.4 TSI</b>	13-15									
<b>Ibiza IV 1.4 TSI</b>	15-17									
<b>Ibiza IV ST 1.4 TSI</b>	13-15									
<b>Leon 1.4 TGI</b>	13-									
<b>Leon ST 1.4 TGI</b>	13-									
<b>Leon 1.4 TSI</b>	12-16									
<b>Leon SC 1.4 TSI</b>	13-18									
<b>Leon ST 1.4 TSI</b>	13-									
Eng. CPWA Eng. CPTA / CXSA Euro 5 Eng. CZCA / CZEA Euro 6 1395 ccm 81-103 kW (110-140 PS)										
<b>Leon 1.5 TSI</b>	18-									
<b>Leon ST 1.5 TSI</b>	18-									
Eng. DACA 1495 ccm 96 kW (130 PS)										
<b>Alhambra 1.4 TSI</b>	15-	<b>74,50</b>				<b>795063-00-4</b>	-	74,50	-	-
<b>Leon 1.4 TGI</b>	12-	4			1,20	910 IF PVD S				
<b>Toledo IV 1.4 TSI</b>	15-				1,20	911 Cr P				
Eng. CPWA Eng. CHPA / CMBA / CXSA Euro 5 Eng. CZCA Euro 6 1395 ccm 81-110 kW (110-150 PS)					2,00	3PC PVD				
<b>Arona 1.5 TSI</b>	17-					<b>795063-25-4</b>	-	74,75	-	-
<b>Ateca 1.5 TSI</b>	18-					<b>795063-50-4</b>	-	75,00	-	-
<b>Ateca 1.5 TSI 4Drive</b>	18-									
<b>Ibiza V 1.5 TSI</b>	17-									
<b>Leon 1.5 TGI</b>	18-									
<b>Leon 1.5 TSI</b>	18-									
<b>Tarraco 1.5 TSI ACT</b>	18-									
Eng. DACA / DADA / DHFA Euro 6 1495 ccm 96-110 kW (130-150 PS)										
<b>Ibiza IV 1.4 TSI</b>	13-15	<b>74,50</b>	30,8	19		<b>795063-00-4</b>	<b>805066-00-1</b>	74,50	-	-
<b>Ibiza IV SC / ST 1.4 TSI</b>	13-15	4	-	x	1,20	910 IF PVD S				
<b>Leon 1.4 TSI</b>	14-		-4,25/-2,85	51	1,20	911 Cr P				
Eng. CPTA / CZDA / CZEA 1395 ccm 103-110 kW (140-150 PS)			-2,7	T	2,00	3PC PVD				
			48,3	DLC		<b>795063-25-4</b>	<b>805066-25-1</b>	74,75	-	-
			MØ=56,85			<b>795063-50-4</b>	<b>805066-50-1</b>	75,00	-	-
			-							



MODEL / ENGINE

YEAR

Dia.  
CYL

SM-REF



SM-REF.

Piston  
Dia.

SM-REF.



SM-REF.

## SEAT

**Cordoba 1.0 CL**  
**Ibiza Ak II 1.0**Eng. AAU  
1043 ccm  
33 kW (45 PS)

93-96

**75,00**  
41,50  
1,50  
2,50**795001-00-4**  
910 IF Cr S  
911 P  
3PC Cr

-

75,00

-

-

**Cordoba 1.4i**  
**Ibiza Mk II 1.4i**Eng. ABD  
1390 ccm  
44 kW (60 PS)

94-99

93-99

**795001-50-4**

-

75,50

-

-

**Ibiza 1.3i**Eng. AAV / 2G  
1272 ccm  
40 kW (54 PS)

89-

**75,00**  
41,75  
2,00  
3,00**795035-00-4**  
910 IF Cr S  
931 P  
3PC Cr

-

75,00

-

-

**795035-50-4**

-

75,50

-

-

**795035-10-4**

-

76,00

-

-

**Ibiza / Malaga 1.2****Ronda 1.2**  
**Cordoba 1.2**  
Eng 021 A / C.1000  
1193 ccm  
44-52 kW (60-70 PS)

84-93

83-86

84-92

**75,00**  
41,50  
1,75  
4,00**794601-00-4**  
910 IF Cr S  
931 P  
3PC Cr

-

75,00

-

-

**Cordoba 1.6i**  
**Ibiza Mk II 1.6i**Eng. ABU  
1598 ccm  
55 kW (75 PS)

93-99

93-99

**76,50**  
41,50  
1,50  
2,50**795004-00-4**  
910 IF Cr S  
931 P  
3PC Cr

-

76,50

-

-

**795004-50-4**

-

77,00

-

-

**Arona 1.6 SRE****Ibiza IV 1.6**  
**Ibiza V 1.6**  
**Leon 1.6 SRE**  
**Toledo IV 1.6**  
Eng. CWVA Euro 5  
1598 ccm  
81 kW (110 PS)

17-

15-

17-

15-

15-19

**76,50**  
41,20  
1,20  
2,00**795050-00-4**  
910 PVD S  
931 P  
3PC Nit

-

76,50

-

-

**Ibiza V 1.4 FSI 16V**  
**Ibiza V Sportcoupe 1.4 TSI**Eng. CAVA / CAVE / CTHA  
Eng. CTHE  
1390 ccm  
110-132 kW (150-180 PS)

09-

09-

**76,51**  
428,97  
-  
-4,21/-1,45  
-  
49,97  
-  
-  
-19  
x  
54  
T1,20  
1,50  
2,00**795003-00-4**  
910 IF Nit S  
931 P  
3PC Cr**805055-00-1**

-

76,51

-

-

RT

**805055-25-1**

-

76,76

-

-

**805055-50-1**

-

77,01

-

-

\*NEW\*



MODEL / ENGINE

YEAR

Dia.  
CYLVT  
MT

Ø x L



SM-REF



SM-REF.



SM-REF.

Piston  
Dia.

SM-REF.



SM-REF.

**SEAT**

**Arosa 1.4 / Arosa 1.4**  
**Cordoba 1.4 16V**  
**Cordoba Hatchback 1.4**  
**Cordoba Vario 1.4 16 V**  
**Ibiza Mk III 1.4 16V**  
**Ibiza Mk IV 1.4 16 V**  
**Inca 1.4 16V**  
**Inca 1.4i**  
**Leon 1.4 16V**  
**Toledo 1.4i 16V**  
**Ibiza 1.4 16V**  
**Leon 1.4 16V**  
 Eng. AFH / AFK / AHW  
 Eng. AKK / ANW / APE / AQQ  
 Eng. AUD / AUA / AUB / AXP  
 Eng. BBY / BBZ / BCA  
 1390 ccm  
 44-74 kW (60-101 PS)

97-04  
 00-02  
 00-02  
 99-02  
 99-03  
 95-03  
 00-03  
 95-03  
 99-06  
 00-02  
 99-02  
 99-01

**76,51**  
 4

28,92  
 -  
 -2,2/-2,7  
 -2  
 58,5  
 -  
 MØ=62  
 -

17  
 x  
 52  
 2,50

1,20  
 1,50  
 2,50

**795077-00-4**  
 910 IF Nit S  
 931 P  
 3PC Cr

**805033-00-1**

76,51  
 -  
 -  
 -  
 76,76  
 -  
 77,01

-  
 -  
 -  
 -  
 -  
 -  
 -

-  
 -  
 -  
 -  
 -  
 -  
 -

**Leon 1.4 16V**  
**Toledo Mk II 1.6 16V**  
 Eng. AUS / AZD  
 1598 ccm  
 77 kW (105 PS)

00-06  
 00-06

**76,50**  
 4

-

1,20  
 1,50  
 2,50

1,20  
 1,50  
 2,50

**795077-00-4**  
 910 IF Nit S  
 931 P  
 3PC Cr

-  
 -  
 -

76,00  
 -  
 76,75  
 77,00

-  
 -  
 -  
 -

-  
 -  
 -  
 -

**Leon 1.6 16V**  
**Toledo II 1.6 16V**  
 Eng. BCB  
 1598 ccm  
 77 kW (105 PS)

00-06  
 00-06

**76,50**  
 4

-

1,20  
 1,50  
 2,50

1,20  
 1,50  
 2,50

**795077-00-4**  
 910 IF Nit S  
 931 P  
 3PC Cr

-  
 -  
 -

76,00  
 -  
 76,75  
 77,00

-  
 -  
 -  
 -

-  
 -  
 -  
 -

**Leon 1.4i 16V**  
**Cordoba 1.4i 16V**  
**Ibiza 1.4i 16V**  
 Eng. BCA / BKY  
 1390 ccm  
 55 kW (75 PS)

01-06  
 02-  
 02-

**76,51**  
 4

28,92  
 -  
 -  
 -2,3  
 47,92  
 -  
 MØ=62,3  
 -

17  
 x  
 46

1,20  
 1,20  
 2,00

**795096-00-4**  
 910 IF Nit S  
 931 P  
 3PC Cr P

**805038-00-1**

76,51  
 -  
 -  
 77,01

-  
 -  
 -  
 -

-  
 -  
 -  
 -

**Cordoba II 1.2 I**  
**Ibiza IV 1.2**  
 Eng. AZQ / BME  
 1198 ccm  
 67 kW (64 PS)

02-06  
 02-06

**76,51**  
 3

29,27  
 -  
 -1,25/-2,8  
 -4,11  
 49,27  
 -  
 MØ=62,5

17  
 x  
 46

1,20  
 1,50  
 2,50

**795077-00-3**  
 910 IF Nit S  
 931 P  
 3PC Cr

**805043-00-1**

76,51  
 -  
 -  
 76,76  
 77,01

-  
 -  
 -  
 -  
 -

-  
 -  
 -  
 -  
 -



MODEL / ENGINE

YEAR

Dia.  
CYL

Ø x L



SM-REF



SM-REF.

Piston  
Dia.











SM-REF.













SM-REF.

**SEAT**

<b>Ibiza III 1.2</b> <b>Ibiza III 1.2 12V</b> <b>Ibiza IV 1.2</b> <b>Ibiza IV ST 1.2</b> <b>Ibiza V 1.2 SRE 12V</b> <b>Cordoba 1.2 12V</b> <b>Toledo IV 1.2</b> Eng. BBM / BXV / BZG Eng. CGPA / CGPB / CGPC 1198 ccm 44-55 kW (60-75 PS)	07-08 06-09 08- 10- 08-11 06-09 12-	<b>76,50</b> 3			1,20 1,50 2,50	<b>795077-00-3</b> 910 IF Nit S 931 P 3PC Cr <b>795077-25-3</b> <b>795077-50-3</b>	- - -	76,00 76,75 77,00	- - -	- - -
<b>Altea 1.4i TFSI 16V</b> <b>Leon 1.4 TFSI 16V</b> <b>Toledo 1.4 TFSI 16V</b> Eng. CAXC 1390 ccm 92 kW (125 PS) <b>Toledo 1.4 TSI</b> Eng. CAXA 1390 ccm 90 kW (122 PS)	07- 07-12 07-09  12-	<b>76,51</b> 4	28,7 - -7,35 49,7 - -	17 x 46 S	1,20 1,20 2,00	<b>795096-00-4</b> 910 IF Nit S 931 P 3PC Cr P <b>795096-50-4</b>	<b>805037-00-1</b> <b>805037-50-1</b>	76,51 77,01	- -	- -
<b>131 1.6</b> Eng. BB OA O 1592 ccm 71-72 kW (97-98 PS) <b>131 E 1600</b> <b>Ronda 1.6</b> Eng. 132A / B / A9.000-828 1592 ccm	82-85  82-	<b>80,00</b> 4	34,7 -0,6 -2,6 - 77,3	22 x 71 S	1,50 2,00 3,94	<b>792022-00-4</b> 910 IF Cr * 931 P 947 EX Cr P <b>792022-20-4</b> <b>792022-40-4</b> <b>792022-60-4</b> <b>792022-80-4</b>	<b>802007-00-1</b> <b>802007-20-1</b> <b>802007-40-1</b> <b>802007-60-1</b> <b>802007-80-1</b>	80,00 80,20 80,40 80,60 80,80	- - - - -	- - - - -
<b>City Golf 1.6i (CN)</b> <b>Cordoba 1.6i</b> <b>Ibiza II 1.6i</b> <b>Inca 1.6i</b> <b>Toledo I 1.6i</b> Eng. 1F / ABN / EZ 1595 ccm 52-88 kW (71-75 PS) <b>Ibiza II 1.8i</b> <b>Cordoba 1.8i</b> <b>Toledo I 1.8i</b> <b>Toledo I 1.8 16V</b> <b>Toledo I 1.8 GT</b> Eng. ABS / ADZ / KR / PL / RP 1781 ccm 65-102 kW (88-139 PS) <b>Toledo II 2.3 V5</b> Eng. AGZ 2324 ccm 110 kW (150 PS)	94-96 94-99 94-99 95-98 91-99  93-99 93-02 91-96 91-99 91-92  98-00	<b>81,00</b> 4			1,50 1,75 3,00	<b>795036-00-4</b> 910 IF Cr S 931 P 947 EX Cr <b>795036-50-4</b>	- -	81,00 81,50	- -	- -

 MODEL / ENGINE	YEAR	 Dia. CYL	 KH GL VT MT	 Ø x L		 SM-REF	 SM-REF.	 Piston Dia.	 SM-REF.	 SM-REF.
<b>SEAT</b>										
<b>Cordoba I 1.8 I</b> <b>Ibiza II 1.8 I</b> <b>Toledo I 1.8 I</b> Eng. ACC / RP 1781 ccm 66 kW (90PS)	93-02 93-99 91-96	<b>81,01</b> 4	32,2 1,3 - -8,1 62,5 MØ=57 MV=3,0	20 x 57		<b>795037-00-4</b> 910 IF Cr S 931 P 3PC Cr <b>795037-25-4</b> <b>795037-50-4</b>	<b>805081-00-1</b>	81,01 81,26 81,51	- - -	- - -
<b>City Golf 1.6i (CN)</b> <b>Cordoba 1.6i</b> <b>Ibiza II 1.6i</b> <b>Inca 1.6i</b> <b>Toledo I 1.6i</b> Eng. 1F / ABN / EZ 1595 ccm 52-88 kW (71-75 PS)	94-96 94-99 94-99 95-98 91-99	<b>81,00</b> 4			1,50 1,75 3,00	<b>795037-00-4</b> 910 IF Cr S 931 P 3PC Cr <b>795037-25-4</b> <b>795037-50-4</b>	- - -	81,00 81,25 81,50	- - -	- - -
<b>Ibiza II 1.8i</b> <b>Cordoba 1.8i</b> <b>Toledo I 1.8i</b> <b>Toledo I 1.8 16V</b> <b>Toledo I 1.8 GT</b> Eng. ABS / ADZ / KR / PL 1781 ccm 65-102 kW (88-139 PS)	93-99 93-02 91-96 91-99 91-92									
<b>Toledo 2.3 V5</b> Eng. AGZ 2324 ccm 110 kW (150 PS)	01-	<b>81,00</b> 5								
<b>Alhambra 1.8i Turbo</b> <b>Alhambra 1.8i Turbo 20V</b> <b>Cordoba 1.8i Turbo 20V</b> <b>Ibiza 1.8i Turbo 20V</b> <b>Leon 1.8i Turbo 20V</b> Eng. AJH / AJQ / APP Eng. AQX / AWC / AYP 1781 ccm 110-132 kW (150-180 PS)	98-00 00-08 99-02 99-02 00-01	<b>81,01</b> 4	32,7 - - -1,5 53,7	20 x 59	1,50 1,75 2,00	<b>795074-00-4</b> 910 IF Cr S 931 P 3PC Nit <b>795074-50-4</b>	<b>805019-00-1</b> AK <b>805019-50-1</b>	81,01 81,51	- - -	- - -
					1,50 1,75 2,00	<b>795069-00-4</b> 910 IF Cr S 931 P 947 Cr*	-	81,00	-	-
<b>Cordoba 1.6</b> <b>Cordoba Hatchback 1.6</b> <b>Cordoba Vario 1.6</b> <b>Ibiza Mk III 1.6</b> <b>Leon 1.6</b> <b>Toledo Mk II 1.6</b> <b>Cordoba 1.6i</b> <b>Cordoba Vario 1.6i</b> <b>Ibiza Mk II 1.6i</b> <b>Toledo 1.6i</b> Eng. AFT / AEH / AKL / APF / AUR 1595 ccm 74 kW (101 PS)	99-02 96-02 99-02 99-02 99-06 99-00 96-99 96-99 96-99 96-99	<b>81,00</b> 4			1,20 1,50 2,00	<b>795075-00-4</b> 910 IF Nit S 931 P 3PC Nit <b>795075-50-4</b>	- - -	81,00 81,50	- - -	- - -

 <b>MODEL / ENGINE</b>	<b>YEAR</b>	 <b>Dia.</b> <b>CYL</b>	 KH GL VT BU MT	 $\varnothing \times L$		 <b>SM-REF</b>	 <b>SM-REF.</b>	 <b>Piston</b> <b>Dia.</b>	 <b>SM-REF.</b>	 <b>SM-REF.</b>
<b>SEAT</b>  <b>Altea 1.6 / XL 1.6</b> <b>Altea 1.6 SRE</b> <b>Altea XL 1.6 Multifuel</b> <b>Exeo 1.6i</b> <b>Leon 1.6i</b> <b>Leon 1.6 SRE</b> <b>Toledo 1.6 SRE</b> <b>Toledo III 1.6</b> Eng. ALZ / BFQ / BGU / BSE Eng. BSF / CCSA 1595 ccm 75 kW (102 PS)	04- 05-13 06- 09-10 05-06 05-12 04-09 04-09	<b>81,00</b> 4			1,00 1,20 2,00	<b>795085-00-4</b> 910 Nit S 931 P 3PC Nit	-	81,00	-	-
<b>Alhambra 2.0 I</b> <b>Cordoba II 2.0</b> <b>Ibiza IV 2.0</b> Eng. ATM / AZL 1984 ccm 85 kW (115 PS)	96-10 02-09 02-09	<b>82,50</b> 4			1,20 1,50 2,00	<b>795052-00-2</b> 910 IF Nit S 911 IF P 3PC Nit  <b>795052-25-2</b>  <b>795052-50-2</b>	-	82,50	-	-
<b>Cordoba II 2.0</b> <b>Ibiza IV 2.0</b> Eng. BBX 1984 ccm 85 kW (115 PS)	02-09 02-09	<b>82,50</b> 4			1,20 1,50 2,00	<b>795052-00-2</b> 910 IF Nit S 911 IF P 3PC Nit  <b>795052-25-2</b>  <b>795052-50-2</b>	-	82,50	-	-
<b>Alhambra 2.0 TSI</b> Eng. DEDA 1984 ccm 162 kW (220 PS)	15-	<b>82,51</b> 4	29,6 - -3,72/-3,72 -6,2 50,1 - MØ=50 -	23 x 51 T DLC	1,20 1,20 2,00	<b>795065-00-4</b> 910 IF PVD S 931 P 3PC PVD  <b>795065-50-4</b>	<b>805067-00-1</b>  RT  <b>805067-50-1</b>	82,51	-	-
<b>Alhambra 1.8 TSI</b> <b>Altea 1.8 TFSI</b> <b>Altea XL 1.8 TFSI</b> <b>Exeo 1.8 TSI</b> <b>Exeo ST 1.8 TSI</b> <b>Ibiza IV 1.8 TSI Cupra</b> <b>Leon ST 1.8 TFSI</b> <b>Leon 1.8 TSI</b> <b>Leon SC / ST 1.8 TSI</b> <b>Leon ST 1.8 TSI 4Drive</b> Eng. C.JSA / CJSB Euro 6 Eng. DAJA 1798 ccm 88-141 kW (120-192 PS)	12- 07- 07- 10- 10- 15- 13- 13- 13- 14-	<b>82,50</b> 4			1,20 1,20 2,00	<b>795065-00-4</b> 910 IF PVD S 931 P 3PC PVD  <b>795065-50-4</b>	-	82,50	-	-
<b>Alhambra 2.0 TSI</b> <b>Altea XL 2.0 TFSI 4x4</b> <b>Exeo 2.0 ST / TFSI</b> <b>Leon 2.0 TFSI</b> Eng. CCZA / CCZB / CDND / CJXA 1984 ccm 147-221 kW (200-300 PS)	10- 09- 10- 09-12									



MODEL / ENGINE

YEAR

Dia.  
CYL

Ø x L



SM-REF



SM-REF.

Piston  
Dia.

SM-REF.



SM-REF.

**SEAT**

**Leon 2.0 Cupra**  
**Leon SC 2.0 Cupra**  
**Leon SC 2.0 Cupra**  
**Leon ST 2.0 Cupra**  
**Leon ST 2.0 Cupra 4Drive**  
 Eng. CJXA / CJXC / CJXE  
 Eng. CJXH  
 1984 ccm  
 195-221 kW (265-300 PS)

13-  
13-16  
17-18  
13-  
16-**82,51**  
4

**795059-00-4**  
 910 IF Nit S  
 911 P  
 947 EX Cr \*

-

82,51

-

-

**795059-25-4**

-

82,76

-

-

**795059-50-4**

-

83,01

-

-

29,6  
-  
-0,8/-0,8  
-6,2  
50,1  
-  
MØ=58  
-

23  
x  
51  
T  
DLC

1,20  
1,20  
2,00

<sup>\*NEW\*</sup>  
**795065-00-4**  
 910 IF PVD S  
 931 P  
 3PC PVD

<sup>\*NEW\*</sup>  
**805068-00-1**  
 RT

82,51

-

-

<sup>\*NEW\*</sup>  
**795065-50-4**

<sup>\*NEW\*</sup>  
**805068-50-1**

83,01

-

-

**Leon ST 2.0 Cupra 4Drive**  
 Eng. DNUE Euro 6  
 1984 ccm  
 221 kW (300 PS)

16-  
**82,51**  
429,6  
-  
-0,8/-0,8  
-6,2  
50,1  
-  
MØ=58  
-

23  
x  
51  
T  
DLC

1,20  
1,20  
2,00

<sup>\*NEW\*</sup>  
**795065-00-4**  
 910 IF PVD S  
 931 P  
 3PC PVD

<sup>\*NEW\*</sup>  
**805068-00-1**  
 RT

82,51

-

-

<sup>\*NEW\*</sup>  
**795065-50-4**

<sup>\*NEW\*</sup>  
**805068-50-1**

83,01

-

-

**Altea XL 2.0 TFSI 4x4**  
**Leon 2.0 TFSI**  
 Eng. CCZA / CCZB  
 1984 ccm  
 147-155 kW (200-211 PS)

09-  
09-12  
**82,51**  
4

29,6  
-  
-3,70/-3,70  
-6,2  
50,1  
-  
MØ=50  
-

21  
x  
56  
T

1,20  
1,50  
2,00

**795057-00-2**  
 910 IF Nit S  
 911 IF P  
 947 EX Cr \*

**805057-00-1**  
 RT

82,51

-

-

**795057-25-2****805057-25-1**

82,76

-

-

**795057-50-2****805057-50-1**

83,01

-

-

**Altea 1.8 TFSI**  
**Altea XL 1.8 TFSI**  
**Toledo III 1.8 TFSI**  
 Eng. BYT / BZB  
 1798 ccm  
 118 kW (160 PS)

07-  
07-  
07-09  
**82,51**  
4

29,8  
-  
-2,15/-2,15  
-  
55,98  
-  
-

21  
x  
53  
T

1,20  
1,50  
2,00

**795057-00-2**  
 910 IF Nit S  
 911 IF P  
 947 EX Cr \*

**805060-00-1**  
 RT

82,51

-

-

**795057-25-2****805060-25-1**

82,76

-

-

**795057-50-2****805060-50-1**

83,01

-

-

**Altea XL 2.0 TFSI 4x4**  
**Leon 2.0 TFSI**  
 Eng. CCZA / CCZB / CDND  
 1984 ccm  
 147-155 kW (200-211 PS)

09-  
09-12  
**82,51**  
4

-  
-  
-3,70/-3,70  
-6,2  
-  
-  
MØ=50  
-

23  
x  
53  
T  
DLC

1,20  
1,20  
2,00

**795059-00-4**  
 910 IF Nit S  
 911 P  
 947 EX Cr \*

**805058-00-1**  
 RT

82,51

-

-

**795059-25-4****805058-25-1**

82,76

-

-

**795059-50-4****805058-50-1**

83,01

-

-

1,20  
1,20  
2,00

**795006-00-4**  
 910 IF Nit S  
 911 P  
 3PC Nit

-

82,50

-

-

**795006-50-4**

-

83,00

-

-





MODEL / ENGINE

YEAR



Dia.  
CYL



VT  
MT



Ø x L



SM-REF



SM-REF.



SM-REF.



Piston  
Dia.



SM-REF.



SM-REF.

**SEAT**

**Alhambra 1.8 TSI**  
**Altea 1.8 TFSI**  
**Altea CL 1.8 TFSI**  
**Leon 1.8 TFSI**  
**Toledo III 1.8 TFSI**  
 Eng. CDAA / CDHA / CDHB  
 1798 ccm  
 88-118 kW (120-160 PS)

12-  
07-  
07-  
07-12  
07-09

**82,51**  
4  
-  
-  
55,98  
-  
-

29,8  
-  
-2,15/-2,15  
-  
55,98  
-

23  
x  
51  
T  
DLC

1,20  
1,20  
2,00

**795059-00-4**  
910 IF Nit S  
911 P  
947 EX Cr \*  
**795059-25-4**  
**795059-50-4**

**805059-00-1**  
RT  
**805059-25-1**  
**805059-50-1**

82,51  
-  
-  
82,76  
-  
83,01

-  
-  
-

-  
-  
-

**Alhambra 1.8i TFSI 16V**  
**Altea / Toledo 1.8 TSFI 16V**  
**Leon 1.8 TFSI 16V**  
 Eng. CDAA  
 1798 ccm  
 118 kW (160 PS)

12-  
09-  
08-12

**82,50**  
4

1,00  
1,20  
1,50

**795067-00-4**  
910 IF Nit S  
931  
3PC Nit

-

82,50

-

-

**Ibiza / Ronda / Malaga**  
**Ibiza 1.4**  
 Eng. 021.A.2000  
 1461 ccm  
 62,5-73,5 kW (85-100 PS)

84-92  
92-

**83,00**  
4

1,50  
1,75  
4,00

**794602-00-4**  
910 IF Cr S  
931 P  
3PC Cr

-

83,00

-

-

**Ibiza 1.7**  
 1675 ccm  
 76 kW (103 PS)

91-93

**83,00**  
4

1,50  
1,75  
3,00

**794603-00-4**  
910 IF Cr S  
931 Cr  
3PC Cr

-

83,00

-

-

**131 1.8**  
 Eng. 132 AB.000  
 Eng. 132 BB.1A 0  
 1756 ccm  
 77-82 kW (105-112 PS)

73-79

**84,00**  
4

1,50  
2,00  
4,00

**793712-00-4**  
910 IF Nit S  
931 P  
3PC Cr

-

84,00

-

-

**131 2.0**  
 Eng. 131 C4.000  
 1995 ccm  
 83-85 kW (113-116 PS)

81-83



MODEL / ENGINE

YEAR



Dia.  
CYL



VT  
MT



Ø x L



SM-REF



SM-REF.



Piston  
Dia.



SM-REF.



SM-REF.

**SEAT DIESEL**

**Eng. MN**

Terra 1.3 D  
1272 ccm  
33 kW (45 PS)

91-

75,00  
4

1,75  
2,00  
3,00

**795044-00-4**  
910 IF Cr S  
911 P  
946 EX P

-

75,00

-

-

**Eng. 1W**

Terra 1.4 D  
1398 ccm  
35 kW (48 PS)

91-

**795044-50-4**

-

75,50

-

-

**Eng. AMF / BMS / BNM  
Eng. BNV**

Arosa 1.4 TDI  
Cordoba 1.4 TDI  
Ibiza III 1.4 TDI  
Ibiza IV 1.4 TDI  
Ibiza IV 1.4 TDI Sportcoupe  
1422 ccm  
55 kW (75 PS)

00-04  
02-05  
02-09  
08-10  
08-10

79,50  
3

1,75  
2,00  
3,00

**795020-00-4**  
910 CCL\*  
911 IF U  
947 EX Cr

-

79,50

-

-

**795020-50-4**

-

80,00

-

-

**Eng. AHB / AKU**

Arosa 1.7 SDI  
Inca 1.7 D  
1716 ccm  
42-44 kW (57-60 PS)

97-04  
96-

79,50  
4

**Eng. 1Y / 1Z / AAZ / AEF**

**Eng. AEY / AFN / AGP**

**Eng. AGR / AHF / AHU**

**Eng. ALH / ANU / AQM**

**Eng. ARL / ASV / ASY**

**Eng. ASZ / ATD / AUY**

**Eng. AVG / AXR / AYQ**

**Eng. BJB / BKC / BLS**

**Eng. BLT / BMS / BMT**

**Eng. BNM / BNV / BTB**

**Eng. BVK / BXE / BXF**

**Eng. BXJ**

Alhambra 1.9 TDI  
Alhambra 1.9 TDI 4motion  
Altea 1.9 TDI  
Altea XL 1.9 TDI  
Altea XL 1.9 TDI 4x4  
Cordoba 1.9 SDI  
Cordoba 1.9 TD  
Cordoba 1.9 TDI  
Cordoba Vario 1.9 TDI  
Ibiza II 1.9 SDI  
Ibiza II 1.9 TD  
Ibiza II 1.9 TDI  
Ibiza III 1.9 TDI  
Inca 1.9 SDI  
Inca 1.9 TDI  
Leon 1.9 SDI  
Leon 1.9 TDI  
Leon 1.9 TDI Syncro  
Toledo I 1.9 TDI  
Toledo II 1.9 TDI  
Toledo II 1.9 TDI 4Drive  
Toledo III 1.9 TDI  
1896 ccm  
47-112 kW (64-152 PS)

96-10  
00-10  
04-  
06-  
09-10  
96-02  
93-96  
96-02  
96-02  
93-05  
93-96  
96-02  
02-09  
00-  
96-03  
99-06  
99-10  
02-06  
91-99  
98-06  
00-05  
04-09



MODEL / ENGINE

YEAR



Dia.  
CYL



Ø x L



SM-REF



SM-REF.



Piston  
Dia.



SM-REF.



SM-REF.

**SEAT DIESEL**

**Eng. CFWA**

Ibiza V 1.2 TDI  
Ibiza V Sportcoupe 1.2 TDI  
Ibiza V ST 1.2 TDI  
1199 ccm  
55 kW (75 PS)

10-

79,50  
3

45,3  
-

26  
x  
66  
DLC

1,75  
2,00  
3,00

795020-00-4  
910 CCL\*  
911 IF U  
947 EX Cr

805011-00-1  
RT / KK

79,50

-

-

**Eng. CAYB / CLNA Euro 5  
Eng. CAYC**

Altea 1.6 TDI  
Altea XL 1.6 TDI  
Ibiza V Sportcoupe 1.6 TDI  
Ibiza V ST 1.6 TDI  
Leon 1.6 TDI  
Toledo IV 1.6 TDI  
1598 ccm  
66-77 kW (90-105 PS)

10-  
10-  
09-  
10-  
10-12  
13-15

79,50  
4

-  
-  
-10,7  
67,8  
-  
MØ=49

795020-50-4

805011-50-1

80,00

-

-

**Eng. CUSA / CUSB / CUTA**

Ibiza V 1.4 TDI  
Toledo IV 1.4 TDI  
1422 ccm  
55-77 kW (75-105 PS)

15-  
15-

79,50  
3

1,75  
2,00  
2,00

795022-00-4  
910 CCL \*  
911 IF U  
947 EX Cr \*

-

79,50

-

-

**Eng. CLHA / CRKB**

Leon 1.6 TDI  
Leon SC 1.6 TDI  
Leon ST 1.6 TDI  
Leon ST 1.6 TDI 4Drive  
1598 ccm  
77-81 kW (105-110 PS)

12-  
13-  
13-  
14-

79,50  
4

1,75  
2,00  
2,00

795022-00-4  
910 CCL \*  
911 IF U  
947 EX Cr \*

-

79,50

-

-

**Eng. AGP / AQM  
Eng. ASY / AYQ**

Cordoba 1.9 SDI  
Cordoba Vario 1.9 SDI  
Ibiza II 1.9 SDI  
Leon 1.9 SDI  
1896 ccm  
47-50 kW (64-68 PS)

99-02  
99-02  
99-02  
99-06

79,51  
4

39,8  
-  
-1/-1  
-17,75  
60,7  
-  
MØ=38

24  
x  
59

1,75  
2,00  
3,00

795048-00-1  
910 Cr S  
911 IF U  
947 EX Cr

805024-00-1  
for Cyl. 1 & 2  
RT

79,51

-

-

795048-50-1

805024-50-1  
for Cyl. 1 & 2

80,01

-

-

795048-10-1

-

-

-

-

795048-00-1

805025-00-1  
for Cyl. 3 & 4  
RT

79,51

-

-

1,75  
2,00  
3,00

910 Cr S  
911 IF U  
947 EX Cr

805025-50-1  
for Cyl. 3 & 4

80,01

-

-

795048-50-1

805025-50-1  
for Cyl. 3 & 4

80,01

-

-

795048-10-1

-

-

-

-

795045-00-4

-

79,51

-

-

1,75  
2,00  
3,00

910 Cr S  
911 IF U  
947 EX Cr

-

80,01

-

-

795045-50-4

-

80,01

-

-

795045-10-4

-

80,51

-

-



MODEL / ENGINE

YEAR



Dia.  
CYL



SM-REF



SM-REF.



Piston  
Dia.



SM-REF.



SM-REF.

**SEAT DIESEL**

**Eng. 1Y / AEF / AAZ**

Cordoba / Ibiza MkII 1.9D  
Inca 1.9 D  
Toldedo 1.9 D  
Toledo 1.9 D / SDI  
1896 ccm  
47-55 kW (64-75 PS)

93-96  
95-03  
91-99  
95-99

**79,50**  
4

1,75  
2,00  
3,00

**795048-00-1**  
910 Cr S  
911 IF U  
947 EX Cr

-  
79,50

-

-

**795048-50-1**  
**795048-10-1**

-  
80,00  
80,50

-  
-

-  
-

**795045-00-4**  
910 Cr S  
911 IF U  
947 EX Cr

-  
79,50

-

-

**795045-50-4**  
**795045-10-4**

-  
80,00  
80,50

-  
-

-  
-

**Eng. AMF / BNV**

Cordoba II 1.4 TDI  
Ibiza IV 1.4 TDI  
1422 ccm  
55/58 kW (75/80 PS)

02-09  
02-09

**79,51**  
3

45,8  
-  
-1,1  
-17,6  
69,8  
-

26  
x  
63  
T

1,75  
2,00  
3,00

**795048-00-1**  
910 Cr S  
911 IF U  
947 EX Cr

**805039-00-1**  
for Cyl. 1 & 2  
RT

79,51

-

-

**795048-50-1**  
**795048-10-1**

**805039-50-1**  
for Cyl. 1 & 2

80,01

-

-

**Eng. BMS / BNM**

Cordoba II 1.4 TDI  
Ibiza IV 1.4 TDI  
Ibiza V 1.4 TDI  
1422 ccm  
51-59 kW (69-80 PS)

05-09  
05-09  
08-10

**79,51**

MØ=37,90  
-  
45,8  
-  
-1,1  
-17,6  
69,8  
-  
MØ=37,90  
-

26  
x  
63  
T

1,75  
2,00  
3,00

**795048-00-1**  
910 Cr S  
911 IF U  
947 EX Cr

**805040-00-1**  
for Cyl. 3  
RT

79,51

-

-

**795048-50-1**  
**795048-10-1**

**805040-50-1**  
for Cyl. 3

80,01

-

-

**795045-00-4**  
910 Cr S  
911 IF U  
947 EX Cr

-  
79,51

-

-

**795045-50-4**  
**795045-10-4**

-  
80,01  
80,51

-  
-

-  
-

**Eng. AZV / BKD / BMM**

**Eng. BMN / BRT**  
**Eng. CAGA / CAGC / CBDB**  
**Eng. CEGA / CFFB / CFFE**  
**Eng. CFGC / CFJA / CJCA**  
**Eng. CJCC / CLCB / CGLB**

Alhambra 2.0 TDI  
Altea 2.0 TDI  
Exeo 2.0 TDI  
Ibiza V 2.0 TDI  
Leon 2.0 TDI  
Toledo III 2.0 TDI  
1968 ccm  
100-125 kW (136-170 PS)

10-  
04-  
08-  
10-  
05-  
04-

**81,00**  
4










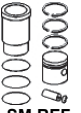
1,75  
2,00  
3,00

**795019-00-4**  
910 CDL \*  
911 IF U Cr  
947 EX Cr

-  
81,00

-

-

 <b>MODEL / ENGINE</b>	YEAR	 <b>Dia.</b> <b>CYL</b>	 KH GL VT BU MT	 $\varnothing \times L$		 <b>SM-REF</b>	 <b>SM-REF.</b>	 <b>Piston</b> <b>Dia.</b>	 <b>SM-REF.</b>	 <b>SM-REF.</b>
<b>SEAT DIESEL</b>  <b>Eng. CKFC / CRBC Euro 5</b> <b>Eng. CRLB / CRMB / CUVA</b> <b>Eng. CUVV / DFFA</b> <b>Euro 6</b> <b>Eng. CRVA / CRVC Euro 4</b> <b>Eng. DFLA / DLTA</b> Ateca 2.0 TDI Leon 2.0 TDI Leon SC 2.0 TDI Leon ST 2.0 TDI Leon ST 2.0 TDI 4Drive 1968 ccm 81-135 kW (110-184 PS)	16- 13- 13- 13- 14-	81,00 4			1,75 2,00 2,00	<b>795021-00-4</b> 910 CDL * 911 IF U Cr 947 EX Cr *  <b>795021-50-4</b>	-  -	81,00  81,50	-  -	-  -
<b>Eng. CUPA</b> <b>Eng. CUNA / CUWA Euro 6</b> Alhambra TDI Alhambra 2.0 TDI Leon 2.0 TDI Leon 2.0 TDI 4Drive Leon SC / ST 2.0 TDI Leon ST 2.0 TDI 4Drive 1968 ccm 135 kW (184 PS)	15- 15- 12- 14- 13- 14-	81,01 4	45,8 - -13,1 68,8 - MØ=50,88 -	26 x 66 T NB DLC	1,75 2,00 2,00	<b>795021-00-4</b> 910 CDL * 911 IF U Cr 947 EX Cr *  <b>795021-50-4</b>	<b>805073-00-1</b>  RT / KK  <b>805073-50-1</b>	81,01  81,51	-  -	-  -
<b>Eng. AVR / BBR</b> Leon / Toledo / Altea Alhambra 2.0 TDI 1968 ccm 103-125 kW (140-170 PS)	06-	81,00 4			2,50 2,00 3,00	<b>795041-00-5</b> 910 Cr * 911 P 947 EX Cr  <b>795041-50-5</b>	-  -	81,00  81,50	-  -	-  -
<b>Eng. AZV / BKD / BMM</b> <b>Eng. BRT / BMN</b> <b>Eng. CAGA / CBDB</b> <b>Eng. CAGC</b> Altea / XL Alteo Exeo Alhambra / Leon Toledo 1968 ccm 88-125 kW (120-170 PS)  <b>Eng. CAHA / CEGA</b> Exeo / Toledo Altea Leon 1968 ccm 125 kW (170 PS)	04- 10- 08- 05- 04-09  09- 09-10 09-12	81,01 4			1,75 2,00 3,00	<b>795098-00-4</b> 910 CCL * 911 IW U 947 EX Cr  <b>795098-25-4</b>  <b>795098-50-4</b>	-  -  -	81,00  81,25  81,50	-  -  -	-  -  -



MODEL / ENGINE

YEAR

Dia.  
CYL

Ø x L



SM-REF



SM-REF.

Piston  
Dia.

SM-REF.



SM-REF.

**SEAT DIESEL**

**Eng. CFFA / CFFB**  
**Eng. CFGB / CGLB**  
**Eng. CJCA / CFHD**  
**Eng. CFFE / CFHC**  
**Eng. CFJA / CLCB**  
 Alhambra 2.0 TDI  
 Exeo 2.0 TDI 16V  
 Ibiza 2.0 TDI 16V  
 Leon 2.0 TDI 16V  
 1968 ccm  
 85-125 kW (116-170 PS)

10-  
11-  
10-  
10-12

81,01  
4

45,8  
-  
-  
-13,1  
68,8  
-  
MØ=50,88  
-

26  
x  
66  
T  
NB

1,75  
2,00  
3,00  
1,75  
2,00  
3,00

**795098-00-4**  
910 CCL \*  
911 IW U  
947 EX Cr  
  
**795098-25-4**  
  
**795098-50-4**  
  
**795080-00-4**  
910 IF Cr \*  
931 P  
947 EX Cr  
  
**795080-25-4**  
  
**795080-50-4**

**805026-00-1**  
RT / KK  
-  
**805026-50-1**  
-  
-  
-

81,01  
81,26  
81,51  
81,01  
81,25  
81,51

-  
-  
-  
-  
-  
-

-  
-  
-  
-  
-  
-

**Eng. CAGA / CAGC**  
**Eng. CAHA / CEGA**  
 Altea 2.0 TDI 16V  
 Exeo 2.0 TDI 16V  
 Leon 2.0 TDI 16V  
 Toledo 2.0 TDI 16V  
 1968 ccm  
 88-125 kW (120-170 PS)

06-10  
08-11  
09-12  
09-09

81,01  
4

45,8  
-  
-12,7  
68,8  
-  
MØ=50,88  
-

26  
x  
66

1,75  
2,00  
3,00

**795098-00-4**  
910 CCL \*  
911 IW U  
947 EX Cr  
  
**795098-25-4**  
  
**795098-50-4**

**805027-00-1**  
RT / KK  
-  
**805027-50-1**

81,01  
81,26  
81,51

-  
-  
-

-  
-  
-

**Eng. CBDA**  
 Altea 2.0 TDI 16V  
 1968 ccm  
 100 kW (136 PS)

10-

81,01  
4

45,8  
-  
-  
68,8  
-  
MØ=50,88  
-

26  
x  
66

1,75  
2,00  
3,00

**795080-00-4**  
910 IF Cr \*  
931 P  
947 EX Cr  
  
**795080-25-4**  
  
**795080-50-4**

-  
-  
-

81,01  
81,25  
81,51

-  
-  
-

-  
-  
-

**Eng. AZV / BKD**  
 Altea 2.0 TDI 16V  
 Leon 2.0 TDI 16V  
 Toledo 2.0 TDI 16V  
 1968 ccm  
 100-103 kW (136-140 PS)

04-11  
05-11  
04-09

81,01  
4

45,8  
-  
-0,7  
-18  
68,8  
-  
MØ=38,00  
-

26  
x  
66

1,75  
2,00  
3,00

**795098-00-4**  
910 CCL \*  
911 IW U  
947 EX Cr  
  
**795098-25-4**  
  
**795098-50-4**

**805028-00-1**  
RT / KK  
-  
**805028-50-1**

81,01  
81,26  
81,51

-  
-  
-

-  
-  
-

1,75  
2,00  
3,00

**795080-00-4**  
910 IF Cr \*  
931 P  
947 EX Cr  
  
**795080-25-4**  
  
**795080-50-4**

-  
-  
-

81,01  
81,26  
81,51

-  
-  
-

-  
-  
-



MODEL / ENGINE

YEAR



Dia.  
CYL



45,8  
-  
-17,8  
68,8  
-  
MØ=38,00  
-



26  
x  
66  
T  
NB



1,75  
2,00  
3,00



SM-REF



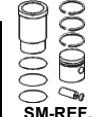
SM-REF.



Piston  
Dia.



SM-REF.



SM-REF.

**SEAT DIESEL**

**Eng. AZV**

Altea 2.0 TDI 16V  
Leon 2.0 TDI 16V  
Toledo 2.0 TDI 16V  
1968 ccm  
100 kW (136 PS)

04-09  
05-10  
04-09

**81,01**  
4

45,8  
-  
-17,8  
68,8  
-  
MØ=38,00  
-

26  
x  
66  
T  
NB

1,75  
2,00  
3,00

**795098-00-4**  
910 CCL \*  
911 IW U  
947 EX Cr

**805029-00-1**  
RT / KK

81,01

-

-

**795098-25-4**

-

81,26

-

-

**795098-50-4**

**805029-50-1**

81,51

-

-

**795080-00-4**

-

81,01

-

-

1,75  
2,00  
3,00

910 IF Cr \*

931 P

947 EX Cr

**795080-25-4**

-

81,26

-

-

**795080-50-4**

-

81,51

-

-

**Eng. OM 615**

132 D / 2000 D  
1988 ccm  
40,5 kW (55 PS)

68-78

**87,00**  
4

2,00  
2,00  
4,00

**791009-00-4**  
910 Cr S  
911 IF P  
947 EX Cr P

-

87,00

-

-

**791009-50-4**

-

87,50

-

-

**Eng. 8144.61**

131 2.4  
2445 ccm  
53 kW (72 PS)

**93,00**  
4

3,00  
2,00  
4,00

**792052-00-4**  
910 Cr P \*  
931 P  
947 EX Cr

-

93,00

-

-

**792052-50-4**

-

93,50

-

-

**Eng. 8144.61**

131 2.4  
2445 ccm  
53 kW (72 PS)

**93,00**  
4

2,00  
2,00  
4,00

**792060-00-4**  
910 Cr \*  
930 P  
947 EX Cr

-

93,00

-

-



MODEL / ENGINE

YEAR

Dia.  
CYL

Ø x L



SM-REF



SM-REF.

Piston  
Dia.

SM-REF.



SM-REF.

**SKODA****Fabia 1.2 TSI****Rapid 1.2 TSI****Roomster 1.2 TSI****Octavia****Yeti 1.2 TSI**

Eng. CBZA / CBZB

1197 ccm

63-77 kW (86-105 PS)

till 14.05.2012

10-  
12-  
10-  
10-  
09-**71,00**  
41,00  
1,20  
2,00**795011-00-4**  
910 Nit S  
931 P  
3PC Nit

-

71,00

-

-

**Fabia II 1.2 TSI****Octavia II 1.2 TSI****Rapid 1.2 TSI****Roomster 1.2 TSI****Yeti 1.2 TSI**

Eng. CBZA / CBZB Euro 5

1197 ccm

63-77 kW (86-105 PS)

10-14  
10-13  
12-15  
10-15  
09-15**71,01**  
4  
-  
-4,35  
46,94  
-  
MØ=39,5  
-28,94  
2  
-  
-  
46,94  
-  
MØ=39,5  
-19  
x  
42  
-  
-1,20  
1,20  
2,00**795012-00-4**  
910 Nit S  
911 Cr P  
3PC Nit**805062-00-1**

71,01

-

-

**795012-50-4****805062-50-1**

71,51

-

-

**Fabia III 1.2 TSI****Octavia III 1.2 TSI****Rapid 1.2 TSI**

Eng. CJZA / CJZB Euro 5

Eng. CJZC / CJZD

1197 ccm

63-77 kW (86-110 PS)

14-  
12-  
15-19**71,01**  
4  
-  
-3,75/-3,75  
45,2  
-  
-28  
0,7  
-  
-  
45,2  
-  
-17  
x  
49  
T1,20  
1,20  
2,00**795012-00-4**  
910 Nit S  
911 Cr P  
3PC Nit**805004-00-1**

71,01

-

-

**795012-50-4****805004-50-1**

71,51

-

-

**S-120 S/L/GL/LS S-1203**

Eng. 742.12 / 742.12X

1174 ccm

38-43 kW (52-58 PS)

76-90

**72,00**  
41,50  
1,50  
3,00**794209-00-4**  
910 IF Cr \*  
931 P  
3PC Cr

-

72,00

-

-

**Fabia III 1.0 TSI****Octavia 1.0 TSI****Rapid 1.0 TSI**

Eng. CHZC / CHZD

999 ccm

81-85 kW (110-115 PS)

14-  
16-  
17-**74,50**  
31,20  
1,20  
2,00**795061-00-4**  
910 IF PVD S  
931 P  
3PC PVD

-

74,50

-

-

**Fabia III 1.4 TSI R5****Kodiaq 1.4 TSI****Kodiaq 1.4 TSI 4x4****Octavia 1.4 TSI G-TEC****Rapid 1.4 TSI****Superb III 1.4 TSI****Superb III 1.4 TSI 4x4****Yeti 1.4 TSI**

Eng. CPWA

Eng. CZCA / CZEA Euro 6

1395 ccm

81-110 kW (110-150 PS)

18-  
16-  
16-  
13-  
15-19  
15-  
15-  
15-17**74,50**  
41,20  
1,20  
2,00**795061-00-4**  
910 IF PVD S  
931 P  
3PC PVD

-

74,50

-

-





MODEL / ENGINE

YEAR

Dia.  
CYL

SM-REF



SM-REF.

Piston  
Dia.

SM-REF.



SM-REF.

**SKODA**

**Fabia III 1.4 TSI R5**  
**Kodiaq 1.4 TSI / 4x4**  
**Octavia III 1.4 TSI**  
**Octavia III 1.4 TSI G-TEC**  
**Rapid 1.4 TSI**  
**Superb III 1.4 TSI**  
**Yeti 1.4 TSI / 4x4**  
 Eng. CPWA  
 Eng. CHPA Euro 5  
 Eng. CZCA Euro 6  
 1395 ccm  
 81-110 kW (110-150 PS)

**Karoq 1.5 TSI / 4x4**  
**Kodiaq 1.5 TSI / 4x4**  
**Octavia III 1.5 TSI**  
**Superb III 1.5 TSI / 4x4**  
 Eng. DADA Euro 6  
 1495 ccm  
 110 kW (150 PS)

**Kodiaq 1.4 TSI**  
**Kodiaq 1.4 TSI 4x4**  
**Octavia III 1.4 TSI**  
**Superb III 1.4 TSI**  
**Yeti 1.4 TSI 4x4**  
 Eng. CZDA / CZEA  
 1395 ccm  
 110 kW (150 PS)

**Rapid 136 / Favont**  
 Eng. 742.135 / 781.135  
 Eng. 135M  
 1289 ccm  
 43 kW (58 PS)

**Fabia III 1.6**  
**Octavia III 1.6**  
**Rapid 1.6 / SRE**  
**Yeti 1.6**  
 Eng. CWVA Euro 5  
 1598 ccm  
 81 kW (110 PS)

**Fabia 1.4 TSI**  
 Eng. CAVE / CTHE  
 1390 ccm  
 132 kW (180 PS)

**Fabia 1.4i 16V**  
**Octavia 1.4i 16V**  
 Eng. AUA / AUB / AXF  
 Eng. BBY / BBZ  
 1390 ccm  
 55-74 kW 75-101 PS

18-

74,50  
4

1,20

910 IF PVD S

74,50

-

-

16-

12-

13-

15-

15-

15-17

1,20

911 Cr P

2,00

3PC PVD

795063-25-4

795063-50-4

74,75

-

-

75,00

-

-

17-

18-

17-

15-

1,20

910 IF PVD S

1,20

911 Cr P

2,00

3PC PVD

795063-25-4

795063-50-4

74,75

-

-

75,00

-

-

16-

16-

14-

15-

15-17

74,50  
4

30,8

19

1,20

910 IF PVD S

x

1,20

911 Cr P

51

T

2,00

3PC PVD

DLC

795063-25-4

795063-50-4

74,50

-

-

74,75

-

-

75,00

-

-

-

-

-4,25/-2,85

-2,7

48,3

-

MØ=56,85

-

88-

75,50

1,50

910 IF Cr S

1,50

911 P

3,00

3PC Cr

794207-00-4

75,50

-

-

15-

14-

15-

14-17

76,50  
4

1,20

910 PVD S

1,20

931 P

2,00

3PC Nit

795050-00-4

76,50

-

-

10-

76,51  
4

28,97

19

1,20

910 IF Nit S

x

1,50

931 P

54

T

2,00

3PC Cr

795003-00-4

795003-25-4

795003-50-4

76,51

-

-

76,76

-

-

77,01

-

-

-

-4,21/-1,45

-

49,97

-

-

-

-

805055-00-1

RT

\*NEW\*

805055-25-1

805055-50-1

99-07

00-13

76,51  
4

28,92

17

1,20

910 Nit IF S

x

1,50

931 P

52

2,50

3PC Cr

795077-00-4

795077-25-4

795077-50-4

76,51

-

-

76,76

-

-

77,01

-

-

-

-2,2/-2,7

-2

58,5

-

MØ=62

-

805033-00-1

-

-

-

-

-

-

-



MODEL / ENGINE

YEAR

Dia.  
CYLVT  
MT

Ø x L



SM-REF



SM-REF.



Dia.



SM-REF.



SM-REF.



SM-REF.

## SKODA

## Fabia 1.2i

Eng. AWY / BMD  
1198 ccm  
40 kW (54 PS)

01-07

76,51  
328,7  
-  
-  
-7,35  
49,7  
-  
-17  
x  
461,20  
1,50  
2,50795077-00-3  
910 IF Nit S  
931 P  
3PC Cr

805036-00-1

76,51

-

-

795077-25-3

-

76,76

-

-

795077-50-3

805036-50-1

77,01

-

-

Fabia I 1.2  
Roomster 1.2Eng. AZQ / BME  
1198 ccm  
47 kW (64 PS)03-  
03-0776,51  
329,27  
-  
-1,25/-2,8  
-4,11  
49,27  
-  
MØ=62,517  
x  
461,20  
1,50  
2,50795077-00-3  
910 IF Nit S  
931 P  
3PC Cr

805043-00-1

76,51

-

-

795077-25-3

-

76,76

-

-

795077-50-3

805043-50-1

77,01

-

-

Fabia II 1.2  
Fabia II 1.2 12V  
Praktik 1.2 12V  
Rapid 1.2  
Roomster 1.2Eng. BBM / BZG / CGPA  
Eng. CGPB / CGPC / CHFA  
1198 ccm  
44-55 kW (60-75 PS)06-14  
11-14  
07-  
12-  
07-1576,51  
31,20  
1,50  
2,50795077-00-3  
910 IF Nit S  
931 P  
3PC Cr

-

76,51

-

-

795077-25-3

-

76,75

-

-

795077-50-3

-

77,01

-

-

Superb 1.4 TSI 16V  
Octavia / Rapid 1.4 TSI  
Yeti 1.4i 16VEng. CAXC / CAXA  
1390 ccm  
90/92 kW (122/125 PS)08-  
12-  
10-76,51  
428,7  
-  
-  
-7,35  
49,7  
-17  
x  
461,20  
1,20  
2,00795096-00-4  
910 IF Nit S  
931 P  
3PC Cr P

805037-00-1

76,51

-

-

795096-50-4

805037-50-1

77,01

-

-

Octavia 1.4 16V  
Octavia 1.4i 16V  
Fabia 1.4i 16VEng. BCA / BKY  
1390 ccm  
55 kW (75 PS)04-13  
02-10  
04-0776,51  
428,92  
-  
-  
-2,3  
47,92  
-  
MØ=62,317  
x  
461,20  
1,20  
2,00795096-00-4  
910 IF Nit S  
931 P  
3PC Cr P

805038-00-1

76,51

-

-

795096-50-4

805038-50-1

77,01

-

-

## Octavia 1.6i

Eng. AEH / AKL  
1595 ccm  
74 kW (101 PS)

97-07

81,00  
41,20  
1,50  
2,00795075-00-4  
910 IF Nit S  
931 P  
3PC Nit

-

81,00

-

-

795075-50-4

-

81,50

-

-

Octavia 1.6 i  
Octavia 1.6 16VEng. AVU / BFQ / BGU / BSE  
1598 ccm  
75 kW (102 PS)00-10  
08-1381,00  
41,00  
1,20  
2,00795085-00-4  
910 Nit S  
931 P  
3PC Nit

-

81,00

-

-



MODEL / ENGINE

YEAR

Dia.  
CYL

Ø x L



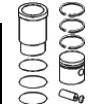
SM-REF



SM-REF.

Piston  
Dia.

SM-REF.



SM-REF.

**SKODA****Octavia 1.8i Turbo 20V**Eng. AGU / ARZ  
1781 ccm  
110 kW (150 PS)

00-06

81,01  
432,7  
-  
-  
-1,5  
53,720  
x  
591,50  
1,75  
2,00795074-00-4  
910 IF Cr S  
931 P  
3PC Nit

795074-50-4

805019-00-1  
AK

805019-50-1

81,01

-

-

795069-00-4  
910 IF Cr S  
931 P  
947 Cr\*

-

81,00

-

-

**Fabia 2.0  
Octavia 2.0  
Octavia Combi 2.0  
Octavia Combi 2.0 4x4  
Superb 2.0**Eng. AEG / APK / AQY / AZH  
Eng. AZJ / AZM  
1984 ccm  
85 kW (116 PS)99-  
99-  
01-82,50  
41,20  
1,50  
2,00795052-00-2  
910 IF Nit S  
911 IF P  
3PC Nit

795052-25-2

795052-50-2

-

-

-

82,50

-

-

83,00

-

-

83,00

-

-

**Superb 2.8 V6**Eng. AMX / BBG  
2771 ccm  
142 kW (193 PS)

02-08

82,50  
V6**Octavia 2.0 RS  
Octavia II Combi 2.0 RS  
Superb II 2.0 TSI  
Superb II Combi 2.0 TSI**Eng. CCZA  
1984 ccm  
147 kW (200 PS)05-13  
05-13  
10-15  
10-1582,51  
429,6  
-  
-3,70/-3,70  
-6,2  
50,1  
-  
MØ=50  
-21  
x  
56  
T1,20  
1,50  
2,00795057-00-2  
910 IF Nit S  
911 IF P  
947 EX Cr \*

795057-25-2

795057-50-2

805057-00-1

RT

805057-25-1

805057-50-1

82,51

-

-

82,76

-

-

83,01

-

-

-  
-  
-3,70/-3,70  
-6,2  
-  
-  
MØ=50  
-23  
x  
53  
T  
DLC1,20  
1,20  
2,00795059-00-4  
910 IF Nit S  
911 P  
947 EX Cr \*

795059-25-4

795059-50-4

805058-00-1

RT

805058-25-1

805058-50-1

82,51

-

-

82,76

-

-

83,01

-

-

\*NEW\*  
795065-00-4  
910 IF PVD S  
931 P  
3PC PVD\*NEW\*  
795065-50-4

-

-

82,51











-











-

83,01

-

-

 <b>MODEL / ENGINE</b>	<b>YEAR</b>	 <b>Dia.</b> <b>CYL</b>	 <b>VT</b> <b>MT</b>	 <b>Ø x L</b>		 <b>SM-REF</b>	 <b>SM-REF.</b>	 <b>Piston</b> <b>Dia.</b>	 <b>SM-REF.</b>	 <b>SM-REF.</b>
<b>SKODA</b>										
<b>Octavia 1.8 TSI</b>	07-13	<b>82,51</b>	29,8	21		<b>795057-00-2</b>	<b>805060-00-1</b>	82,51	-	-
<b>Octavia II Combi 1.8 TSI</b>	07-13	4	-	x	1,20	910 IF Nit S	RT			
<b>Superb II 1.8 TSI</b>	08-15		-2,15/-2,15	53	1,50	911 IF P				
Eng. BZB 1798 ccm 118 kW (160 PS)			-	T	2,00	947 EX Cr *				
			55,98			<b>795057-25-2</b>	<b>805060-25-1</b>	82,76	-	-
			-			<b>795057-50-2</b>	<b>805060-50-1</b>	83,01	-	-
			-			<b>795006-00-4</b>	-	82,50	-	-
			-		1,20	910 IF Nit S				
			-		1,20	911 P				
			-		2,00	3PC Nit				
			-			<b>795006-50-4</b>	-	83,00	-	-
<b>Octavia 1.8 TSI</b>	07-13	<b>82,51</b>	29,8	23		<b>795059-00-4</b>	<b>805059-00-1</b>	82,51	-	-
<b>Octavia II Combi 1.8 TSI</b>	07-13	4	-	x	1,20	910 IF Nit S	RT			
<b>Octavia II Combi 1.8 TSI4x4</b>	08-13		-2,15/-2,15	51	1,20	911 P				
<b>Superb II 1.8 TSI</b>	08-15		-	T	2,00	947 EX Cr *				
<b>Superb II 1.8 TSI 4x4</b>	08-15		55,98	DLC		<b>795059-25-4</b>	<b>805059-25-1</b>	82,76	-	-
<b>Superb II Combi 1.8 TSI</b>	09-15		-			<b>795059-50-4</b>	<b>805059-50-1</b>	83,01	-	-
<b>Superb II Combi 1.8 TSI4x4</b>	09-15		-							
<b>Yeti 1.8 TSI 4x4</b>	09-		-							
Eng. CDAA / CDAB 1798 ccm 112-118 kW (152-160 PS)						<b>795006-00-4</b>	-	82,50	-	-
					1,20	910 IF Nit S				
					1,20	911 P				
					2,00	3PC Nit				
						<b>795006-50-4</b>	-	83,00	-	-
<b>Octavia 2.0 RS</b>	05-13	<b>82,50</b>				<b>795043-00-4</b>	-	82,50	-	-
<b>Octavia Combi 2.0 RS</b>	05-13	4			1,20	910 IF S PVD				
Eng. BWA 1984 ccm 147 kW (200 PS)					1,50	931 P				
					2,00	947 EX Cr *				
						<b>795043-50-4</b>	-	83,00	-	-
<b>Superb III 2.0 TSI</b>	15-	<b>82,51</b>	29,6	23		<b>795065-00-4</b>	<b>805067-00-1</b>	82,51	-	-
<b>Octavia III 2.0 TSI RS</b>	12-	4	-	x	1,20	910 IF PVD S	RT			
Eng. CHHA			-3,72/-3,72	51	1,20	931 P				
Eng. CHHB Euro 6 1984 ccm 162-169 kW (220-230 PS)			-6,2	T	2,00	3PC PVD				
			50,1	DLC		<b>795065-50-4</b>	<b>805067-50-1</b>	83,01	-	-
			-							
			MØ=50							
			-							
<b>Octavia II 1.8 TSI</b>	07-13	<b>82,50</b>				<b>795065-00-4</b>	-	82,50	-	-
<b>Octavia II 1.8 TSI 4x4</b>	08-13	4			1,20	910 IF PVD S				
<b>Octavia III 1.8 TSI / 4x4</b>	12-				1,20	931 P				
<b>Superb II 1.8 TSI / 4x4</b>	08-15				2,00	3PC PVD				
<b>Superb III 1.8 TSI</b>	15-					<b>795065-50-4</b>	-	83,00	-	-
<b>Yeti 1.8 TSI 4x4</b>	09-17									
Eng. CJS A / CJS B / CJS C Euro 6 1798 ccm 112-132 kW (152-180 PS)										

 <b>MODEL / ENGINE</b>	YEAR	 <b>Dia.</b> <b>CYL</b>	 VT MT	 $\varnothing \times L$		 <b>SM-REF</b>	 <b>SM-REF.</b>	 <b>Piston</b> <b>Dia.</b>	 <b>SM-REF.</b>	 <b>SM-REF.</b>
<b>SKODA</b>										
<b>Superb III 2.0 TSI 4x4</b> Eng. CJXA / DNUA 1984 ccm 200-206 kW (272-280 PS)	15-	82,51 4	29,6 - -0,8/-0,8 -6,2 50,1 - MØ=58 -	23 x 51 T DLC	1,20 1,20 2,00	<b>795065-00-4</b> 910 IF PVD S 931 P 3PC PVD	<b>805068-00-1</b> RT	82,51	-	-
						<b>795065-50-4</b> *NEW*	<b>805068-50-1</b> *NEW*			
<b>Octavia 1.8 TSI 16V</b> <b>Superb 1.8 TSI 16V</b> <b>Yeti 1.8 TSI 16V</b> Eng. CDAA 1798 ccm 118 kW (160 PS)	08-13	82,50 4			1,00 1,20 1,50	<b>795067-00-4</b> 910 IF Nit S 931 3PC Nit	-	82,50	-	-
	08-									
	09-									
<b>SKODA DIESEL</b>										
<b>Eng. AYM / BDG</b> Superb 2.5 TDI 2496 ccm 114/120 kW (155/163 PS)	02-03	78,30 6			1,75 2,00 3,00	<b>795086-00-6</b> 910 Cr S 911 IF U P 947 EX Cr	-	78,30	-	-
<b>Eng. AMF / BMS / BNM</b> <b>Eng. BNV</b> Fabia I 1.4 TDI Fabia I Praktik 1.4 TDI Fabia I Combi 1.4 TDI Fabia Scout 1.4 TDI Fabia I Praktik 1.4 TDI Fabia II 1.4 TDI Roomster Praktik 1.4 TDI 1422 ccm 51-59 kW (70-80 PS)	03-08	79,50 3			1,75 2,00 3,00	<b>795020-00-4</b> 910 CCL * 911 IF U 947 EX Cr	-	79,50	-	-
	07-10									
<b>Eng. AEF / AGP / AGR</b> <b>Eng. AHF / ALH / AQM</b> <b>Eng. ASV / ASY / ASZ</b> <b>Eng. ATD / AVB / AVF</b> <b>Eng. AWX / AXR / BJB</b> <b>Eng. BKC / BLS / BSW</b> <b>Eng. BXE</b> Fabia I 1.9 SDI Fabia I 1.9 TDI Fabia I 1.9 TDI RS Fabia II 1.9 TDI Fabia Scout 1.9 TDI Felicia Cube Van 1.9 D Felicia I 1.9 D Felicia II 1.9 D Octavia I 1.9 D Octavia I 1.9 SDI Octavia I 1.9 TDI Octavia I Combi 1.9 TDI Octavia I Combi 1.9 TDI 4x4 Octavia II 1.9 TDI 4x4 Octavia II Combi 1.9 TDI / 4x4 Roomster 1.9 TDI Superb I 1.9 TDI Superb II 1.9 TDI Superb II Kombi 1.9 TDI 1896 ccm 50-96 kW (64-130 PS)	03-08	79,50 4			1,75 2,00 3,00	<b>795020-50-4</b>	-	80,00	-	-
	07-10									



MODEL / ENGINE

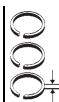
YEAR



Dia.  
CYL



Ø x L



SM-REF



SM-REF.



Piston  
Dia.



SM-REF.



SM-REF.

**SKODA DIESEL**

**Eng. CFWA**

Fabia Scout 1.2 TDI  
Fabia II 1.2 TDI  
Fabia II Combi 1.2 TDI  
Roomster 1.2 TDI  
Roomster Praktik 1.2 TDI  
1199 ccm  
55 kW ( 75 PS)

**79,50**

3

45,3

-

-10,7

67,8

-

MØ=49

-

26

x

66

DLC

3,00

**795020-00-4**

910 CCL \*

911 IF U

947 EX Cr

**795020-50-4**

**795020-50-4**

**805011-00-1**

RT / KK

**805011-50-1**

**805011-50-1**

79,50

-

-

80,00

-

-

**Eng. CAYB / CLNA Euro 5**

**Eng. CAYA / CAYC**

Fabia II 1.6 TDI  
Fabia II Combi 1.6 TDI  
Fabia Scout 1.6 TDI 16V  
Octavia II 1.6 TDI  
Octavia II Combi 1.6 TDI  
Octavia II Combi 1.6 TDI 4x4  
Rapid 1.6 TDI  
Rapid Spaceback 1.6 TDI  
Roomster 1.6 TDI  
Roomster Praktik 1.6 TDI  
Superb II 1.6 TDI  
Superb Combi 1.6 TDI  
Yeti 1.6 TDI  
1598 ccm  
55-77 kW ( 75-105 PS)

**79,50**

4

**Eng. CUSA / CUSB / CUTA**

Fabia 1.4 TDI  
Rapid 1.4 TDI  
1422 ccm  
55-77 kW (74-105 PS)

**79,50**

3

**Eng. CLHA / CRKB**

Octavia III 1.6 TDI / 4x4  
1598 ccm  
77-81 kW (105-110 PS)

**79,50**

4

**Eng. AEF**

Felicia 1.9 D  
Felicia Estate 1.9 D  
Felicia Mk II 1.9 D  
Felicia Mk II Estate 1.9 D  
Felicia Pickup 1.9 D  
1896 ccm  
47 kW (64 PS)

**79,50**

4

**795048-00-1**

910 Cr S

911 IF U

947 EX Cr

**795048-50-1**

**795048-10-1**

**795045-00-4**

910 Cr S

911 IF U

947 EX Cr

**795045-50-4**

**795045-10-4**

79,50

-

-

80,00

-

-

80,50

-

79,50

-

-

80,00

-

80,50

-



MODEL / ENGINE

YEAR



Dia.  
CYL



Ø x L



SM-REF



SM-REF.



Piston  
Dia.



SM-REF.



SM-REF.

**SKODA DIESEL**

**Eng. AGP / AQM / ASY**

Fabia 1.9 SDI  
Octavia 1.9 SDI  
1896 ccm  
47-50 kW (64-68 PS)

99-08  
97-03

**79,51**  
4

39,8  
-  
-1/-1  
-17,75  
60,7  
-  
MØ=38  
-

24  
x  
59

1,75  
2,00  
3,00

**795048-00-1**  
910 Cr S  
911 IF U  
947 EX Cr

**805024-00-1**  
for Cyl. 1 & 2  
RT

79,51

-

-

**795048-50-1**  
**795048-10-1**

**805024-50-1**  
for Cyl. 1 & 2  
-

80,01  
80,51

-  
-

-  
-

**795048-00-1**  
910 Cr S  
911 IF U  
947 EX Cr

**805025-00-1**  
for Cyl. 3 & 4  
RT

79,51

-

-

**795048-50-1**  
**795048-10-1**

**805025-50-1**  
for Cyl. 3 & 4  
-

80,01  
80,51

-  
-

-  
-

**795045-00-4**  
910 Cr S  
911 IF U  
947 EX Cr

-

79,51

-

-

**795045-50-4**  
**795045-10-4**

-  
-

80,01  
80,51

-  
-

-  
-

**Eng. AMF / BNM / BNV**  
**Eng. BMS**

Fabia 1.4 TDI  
Roomster 1.4 TDI  
1422 ccm  
51-59 kW (69-80 PS)

05-08  
06-10

**79,51**  
3

45,8  
-  
-1,1  
-17,6  
69,8  
-  
MØ=37,90  
-

26  
x  
63  
T

1,75  
2,00  
3,00

**795048-00-1**  
910 Cr S  
911 IF U  
947 EX Cr

**805039-00-1**  
for Cyl. 1 & 2  
RT

79,51

-

-

**795048-50-1**  
**795048-10-1**

**805039-50-1**  
for Cyl. 1 & 2  
-

80,01  
80,51

-  
-

-  
-

**795048-00-1**  
910 Cr S  
911 IF U  
947 EX Cr

**805040-00-1**  
for Cyl. 3  
RT

79,51

-

-

**795048-50-1**  
**795048-10-1**

**805040-50-1**  
for Cyl. 3  
-

80,01  
80,51

-  
-

-  
-

**795045-00-4**  
910 Cr S  
911 IF U  
947 EX Cr

-

79,51

-

-

**795045-50-4**  
**795045-10-4**

-  
-

80,01  
80,51

-  
-

-  
-



MODEL / ENGINE

YEAR

Dia.  
CYL

Ø x L



SM-REF



SM-REF.

Piston  
Dia.

SM-REF.



SM-REF.

**SKODA DIESEL**

**Eng. BKD / BMM / BMN**  
**Eng. BSS / BMP / CBBB**  
**Eng. CBDB / CEGA / CFFB**  
**Eng. CFGB / CFHA / CFHC**  
**Eng. CFHF / CFJA / CLJA**  
**Eng. CLCA / CLCB**  
 Octavia 2.0 TDI  
 Superb I 2.0 TDI  
 Superb II 2.0 TDI  
 Yeti 2.0 TDI  
 1968 ccm  
 81-125 kW (110-170 PS)

02-  
05-  
08-  
09-81,00  
41,75  
2,00  
3,00

**795019-00-4**  
 910 CDL \*  
 911 IF U Cr  
 947 EX Cr

-

81,00

-

-

**Eng. CKFB / CRLB / CRMB**  
**Eng. DFEA**  
**Euro 6**  
**Eng. CKFC / DBGC**  
**Euro 5**  
**Eng. CRVC**  
**Euro 4**  
**Eng. CUUA / CUUB / DBGA**  
**Eng. DBGC / DCYA / DDAA**  
**Eng. DFCA / DFEA / DFSA**  
 Karoq 2.0 TDI 4x4  
 Kodiaq 2.0 TDI  
 Kodiaq 2.0 TDI 4x4  
 Octavia 2.0 TDI  
 Octavia 2.0 TDI 4x4  
 Octavia IV 2.0 TDI  
 Superb 2.0 TDI  
 Superb III 2.0 TDI 3V3  
 Yeti 2.0 TDI  
 1968 ccm  
 81-140 kW (110-190 PS)

16-  
16-  
16-  
12-  
13-  
20-  
15-  
15-  
09-1781,00  
41,75  
2,00  
2,00

**795021-00-4**  
 910 CDL \*  
 911 IF U Cr  
 947 EX Cr \*

-

81,00

-

-

**Eng. CRGA / CUPA**  
**Eng. CUNA Euro 6**  
 Octavia 2.0 TDI  
 Octavia 2.0 TDI 4x4  
 Octavia III 2.0 TDI / TDI RS 4x4  
 Superb III 2.0 TDI 3V3  
 1968 ccm  
 130-135 kW (177-184 PS)

13-  
13-  
13-  
15-81,01  
445,8  
-  
-13,1  
68,8  
-  
MØ=50,88  
-26  
x  
66  
T  
NB  
DLC1,75  
2,00  
2,00

**795021-00-4**  
 910 CDL \*  
 911 IF U Cr  
 947 EX Cr \*

**805073-00-1**  
 RT / KK

81,01

-

-

**795021-50-4**

**805073-50-1**

81,51

-

-

**Eng. AVR / BBR**  
 Octavia / Superb 2.0 TDI-PD  
 Yeti 2.0 TDI Cr  
 1968 ccm  
 103-125 kW (140-170 PS)

06-

81,00  
52,50  
2,00  
3,00

**795041-00-5**  
 910 Cr \*  
 911 P  
 947 EX Cr

-

81,00

-

-

**795041-50-5**

-

81,50

-

-





MODEL / ENGINE

YEAR

Dia.  
CYL

SM-REF



SM-REF.

Piston  
Dia.

SM-REF.



SM-REF.

**SKODA DIESEL****Eng. AZV / BKD / BMM  
Eng. BMN / BMP / BSS**Octavia  
Octavia Combi  
Superb  
Superb Estate  
1968 ccm  
100-125 kW (136-170 PS)04-  
04-  
09-  
09-81,01  
41,75  
2,00  
3,00**795098-00-4**  
910 CCL \*  
911 IW U  
947 EX Cr-  
-  
-81,00  
81,25  
81,50-  
-  
--  
-  
-**Eng. CBBB / CBDB  
Eng. CBDB / CEGA**Superb  
Octavia  
Yeti  
1968 ccm  
103-125 kW (140-170 PS)08-10  
08-13  
09-10**Eng. CFFB / CFGB  
Eng. CFHC / CFHF  
Eng. CFJA / CLCA  
Eng. CLCB / CLJA**Octavia 2.0 TDI 16V  
Yeti 2.0 TDI 16V  
Superb 2.0 TDI 16V  
1968 ccm  
81-125 kW (110-170 PS)10-13  
09-  
10-81,01  
445,8  
-  
-  
-13,1  
68,8  
MØ=50,88  
-26  
x  
66  
T  
NB**795098-00-4**  
910 CCL \*  
911 IW U  
947 EX Cr**805026-00-1**  
RT / KK

81,01

-

-

**795098-25-4**  
**795098-50-4**-  
-81,26  
81,51-  
--  
-**795080-00-4**  
910 IF Cr \*  
931 P  
947 EX Cr-  
-  
-81,01  
81,25  
81,51-  
-  
--  
-  
-**795080-25-4**  
**795080-50-4**-  
-81,26  
81,51-  
--  
-**Eng. CBBB / CBDB  
Eng. CEGA**Superb 2.0 TDI 16V  
Yeti 2.0 TDI 16V  
1968 ccm  
103-125 kW (140-170 PS)08-10  
0981,01  
445,8  
-  
-12,7  
68,8  
MØ=50,88  
-26  
x  
66**795098-00-4**  
910 CCL \*  
911 IW U  
947 EX Cr**805027-00-1**  
RT / KK

81,01

-

-

**795098-25-4**  
**795098-50-4**-  
-81,26  
81,51-  
--  
-**795080-00-4**  
910 IF Cr \*  
931 P  
947 EX Cr-  
-  
-81,01  
81,25  
81,51-  
-  
--  
-  
-**795080-25-4**  
**795080-50-4**-  
-81,25  
81,51-  
--  
-



MODEL / ENGINE

YEAR

Dia.  
CYL

Ø x L



SM-REF



SM-REF.

Piston  
Dia.

SM-REF.



SM-REF.

**SKODA DIESEL****Eng. AZV / BKD**

Octavia 2.0 TDI 16V

Superb 2.0 TDI 16V

1968 ccm

100/103 kW (136/140 PS)

04-10

04-10

**81,01**

4

45,8

-

-0,7

-18

68,8

-

MØ=38,00

-

26

x

66

T

NB

1,75

2,00

3,00

**795098-00-4**

910 CCL \*

911 IW U

947 EX Cr

**795098-25-4****795098-50-4****805028-00-1**

RT / KK

-

**805028-50-1**

81,01

-

81,26

-

81,01

-

81,26

-

81,26

-

81,51

-

-

-

-

-

-

-

-

-

-

-

-

-

-

-

-

-

-

-

-

-

-

-

-

-

-

-

-

-

-

-

-

-

-

-

-

-

-

-

-

-

-

-

-

-

-

-

-

-

-

**SLANZI****Eng. DS 2001.2****Eng. DS 3001.3****Eng. DS 4001.4****105,00**

2

**105,00**

3

**105,00**

4

3,00

2,50

4,00

**794551-00-1**

914 Cr \*

911

947 EX Cr

-

-

-

-

105,00

-

-

-

-

-

-

-

-

-

-

-

-

-

-

-

-

-

-

-

-











-

-

-

-

-

 <b>MODEL / ENGINE</b>	YEAR	 <b>Dia.</b> <b>CYL</b>	 VT MT	 Ø x L		 <b>SM-REF</b>	 <b>SM-REF.</b>	 <b>Piston</b> <b>Dia.</b>	 <b>SM-REF.</b>	 <b>SM-REF.</b>
			27 - - -2,75 43,5 - MØ=50,7 -	16 X 48	1,20 1,50 2,50	<b>791281-00-3</b> 910 Nit S 911 P 947 EX Cr P  <b>791281-25-3</b>  <b>791281-50-3</b>	<b>801083-00-1</b>   <b>801083-25-1</b>  <b>801083-50-1</b>	63,50  63,75 64,00	-  - -	-  - -
<b>City Cabrio 700i Turbo</b> <b>Fortwo City Cabrio 700i</b> <b>Fortwo City Coupé 700i</b> <b>Roadster 700i</b> <b>Forfour 700i</b> Eng. 0.7L 698 ccm 37-74 kW (50-101 PS)	03-04 04- 00- 03-	<b>66,50</b> 3			1,20 1,50 2,50	<b>791282-00-3</b> 910 Cr S 911 P 947 EX Cr P  <b>791282-25-3</b>  <b>791282-50-3</b>	-  - -	66,50  66,75 67,00	-  - -	-  - -
<b>Roadster</b> Eng. M160 E7.921 / Euro 4 698 ccm 37-45 kW (50-61 PS)	00-	<b>66,50</b> 3			1,20 1,50 2,50	<b>791251-00-3</b> 910 Cr S 911 P 3PC Cr  <b>791251-25-3</b>  <b>791251-50-3</b>	-  - -	66,50  66,75 67,00	-  - -	-  - -
<b>Cabrio / City-Coupe 0.7</b> <b>Fortwo cabrio 0.7</b> <b>Fortwo Coupe 0.7</b> <b>Roadster 0.7</b> <b>Roadster / Coupe 0.7</b> <b>Brabus</b> Eng. M160.910/.921/.922/.923 698 ccm 33-74 kW (45-100 PS)	03-04 04-07 04-07 03-05 03-05	<b>66,50</b> 3			1,20 1,20 2,50	<b>791252-00-3</b> 910 Nit S 911 P 3PC Nit  <b>791267-00-3</b> 910 Nit S 911 P 947 EX Cr * P  <b>791267-25-3</b>  <b>791267-50-3</b>	-  - - -	66,50  66,75 67,00	-  - - -	-  - - -
<b>Smart 1.0</b> Eng. M 132 E 10 999 ccm 45-52 kW (61-71 PS)	07-	<b>72,00</b> 3			1,00 1,20 2,00	<b>791273-00-3</b> 910 IF Nit S 931 Cr 3PC Nit  <b>791273-50-3</b>	-  -	72,00  72,50	-  -	-  -
<b>Smart 1.0 / 1.0 Brabus</b> Eng. M 132 E 10 AL 999 ccm 62-75 kW (84-102 PS)	07-									



MODEL / ENGINE

YEAR

Dia.  
CYLVT  
MT

Ø x L



SM-REF



SM-REF.

Piston  
Dia.

SM-REF.



SM-REF.

**SMART**

**Forfour 0.9**  
**Forfour 0.9 Brabus**  
**Fortwo 0.9 Cabriolet**  
**Fortwo 0.9 Coupe**  
**Fortwo 0.9 Brabus Cabrio.**  
**Fortwo 0.9 Brabus Coupe**  
 Eng. H4B 409 / H4BA 409  
 Eng. M 281.910  
 898 ccm  
 66 kW (90 PS)

14-  
16-  
3  
72,201,20  
1,50  
2,00

**793825-00-1**  
 910 IF PVD S  
 931 Cr  
 3PC PVD P

-  
72,20

-

-

**Forfour 1.0**  
**Fortwo Cabriolet**  
**Fortwo 1.0 Coupe**  
 Eng. H4DA 401  
 Eng. M 281.920  
 999 ccm  
 45-52 kW (60-71 PS)

14-  
15-  
14-

**Forfour 1.1**  
 Eng. M 134.911  
 1124 ccm  
 47 kW (64 PS)

05-06  
3  
75,001,20  
0,80  
2,00

**791266-00-1**  
 910 Nit S  
 911 P S  
 3PC Cr

-  
75,00

-

-

**Forfour 1.3**  
 Eng. M 135.930  
 1332 ccm  
 70 kW (95 PS)

04-06

**Forfour 1.5**  
 Eng. M 135.950  
 1499 ccm  
 80-90 kW (109-122 PS)

04-06

**SMART DIESEL**

**Eng. OM 639 DE 15 LA**  
 Smart FourFour CDI 12V  
 1493 ccm  
 50-70 kW (68-95 PS)

04-  
3  
83,002,00  
2,00  
2,00

**791257-00-1**  
 910 Cr P \*  
 911 IF U P  
 947 EX Cr \*

-  
83,00

-

-

**SSANG YONG**

**Chairman 3.2**  
**Korando 3.2**  
**Korando 3.2 Cabrio 3.2**  
**Musso 3.2**  
 Eng. M 104.992 / M 104.995  
 3199 ccm  
 154-162 kW (209-220 PS)

97-  
96-  
99-  
96-  
4  
89,901,50  
1,75  
3,00

**791065-00-4**  
 910 IF Nit S  
 931 P  
 3PC Cr

-  
89,90

-

-



MODEL / ENGINE

YEAR

Dia.  
CYL

SM-REF



SM-REF.

Piston  
Dia.

SM-REF.



SM-REF.

**SSANG YONG  
DIESEL****Eng. OM 661.940**Instana 2.3 D  
Korando 2.3 D  
Musso 2.9 D  
2299 ccm  
58 kW (79 PS)95-  
96-  
93-00**89,00**  
444,65  
-  
-1,0/-1,2  
-9,05  
74,65  
AA=22,226  
X  
622,50  
2,00  
3,00**791059-00-4**  
910 IF Cr  
931 P  
947 EX Cr**801070-00-1**  
RT / AK

89,00

**951070-4**  
A=91,5  
L=156,5  
H=4,7  
C=96,55  
semi

-

**Eng. OM 662.940**Instana 2.9 D  
Korando 2.9 D  
Musso 2.9 D  
2874 ccm  
70 kW (95 PS)95-  
96-  
93-**89,00**  
544,65  
-  
-1,0/-1,2  
-9,05  
74,65  
AA=22,226  
X  
622,50  
2,00  
3,00**791059-50-4**  
**791059-70-4****801070-50-1**  
**801070-70-1**89,50  
89,70**951071-4**  
A=91,5  
L=156,5  
H=4,7  
C=94,05  
semi

-

**Eng. OM 602.982**Korando 2.9 TD  
2874 ccm  
95 kW (129 PS)

96-00

**89,00**  
544,75  
-  
-0,3/-0,6  
-16,73  
71,2528  
x  
702,50  
2,00  
3,00**791016-00-5**  
910 IF Cr \*  
931 P  
947 EX Cr**801071-00-1**  
RT / KK

89,00

**951071-4**  
A=91,5  
L=156,5  
H=4,7  
C=94,05  
semi

-

**Eng. OM 662.983**Korando 2.9 TD  
Musso 2.9 TD  
Rexton 2.9 TD  
2874 ccm  
88 kW (120 PS)98-99  
96-  
02-**89,00**  
544,75  
-  
-0,3/-0,6  
-16,73  
71,2528  
x  
702,50  
2,00  
3,00**791016-50-5**  
**791016-70-5****801071-50-1**  
-89,50  
89,70

-

-

**Eng. XD3 T / SD3 TE**Korando  
2498 ccm  
58 kW (79 PS)

97-

**94,00**  
444,75  
-  
-0,3/-0,6  
-16,73  
71,2528  
x  
703,00  
2,00  
4,00**793718-00-4**  
914 Cr \*  
911 P  
947 EX Cr

-

94,00

-

-

**793718-40-4**

-

94,40

-

-

**Eng. XD3 P**Korando 2.5 D 4 wheel Drive  
2498 ccm  
53-58 kW (72-79 PS)

93-97

**94,00**  
444,75  
-  
-0,3/-0,6  
-16,73  
71,2528  
x  
702,00  
2,00  
4,00**793714-00-4**  
910 Cr \*  
931  
947 EX Cr

-

94,00

-

-

**793714-40-4**

-

94,40

-

-

**STEYR****Eng. WD 308**540 / 545 / 548 / 650 / 760  
2355 ccm

-

**100,00**  
344,75  
-  
-0,3/-0,6  
-16,73  
71,2528  
x  
702,50  
2,50  
2,50  
5,00**795504-00-1**  
910 Cr \*  
911 P  
911 P  
947 EX Cr

-

100,00

-

-

**Eng. WD 408**3140 ccm  
31-46,3 kW (42-63 PS)

-

**100,00**  
444,75  
-  
-0,3/-0,6  
-16,73  
71,2528  
x  
702,50  
2,50  
2,50  
5,00**795511-00-1**  
910 Cr \*  
911 P  
911 P  
947 EX Cr

-

100,00

-

-

**Eng. WD 308.40 / 41 / 45**540/a, 545/a, 548  
2355 ccm  
31-34,5 kW (42-47 PS)

-

**100,00**  
344,75  
-  
-0,3/-0,6  
-16,73  
71,2528  
x  
702,50  
2,50  
2,50  
4,00**795511-00-1**  
910 Cr \*  
911 P  
911 P  
947 EX Cr

-

100,00

-

-

**Eng. WD 408.40 / 41 / 42**650/a, 658, 760/a, 768  
3140 ccm  
38-46,3 kW (52-63 PS)

82-

**100,00**  
444,75  
-  
-0,3/-0,6  
-16,73  
71,2528  
x  
702,50  
2,50  
2,50  
4,00**795511-00-1**  
910 Cr \*  
911 P  
911 P  
947 EX Cr

-

100,00

-

-



MODEL / ENGINE

YEAR



Dia.  
CYL



VT  
MT BU



Ø x L



SM-REF



SM-REF.



Piston  
Dia.



SM-REF.



SM-REF.

**STEYR**

**Eng. WD 308.40 / 41 / 45**

2356 ccm  
31-34 kW (42-46 PS)

100,00  
3

2,50 910 Cr \*  
2,50 911 P  
4,00 947 EX Cr

**795512-00-1**

-

100,00

-

-

**Eng. WD 311.40 / 41 / 44  
.45 / 46 / 47 / 85 / 86 / 87**

2592 ccm  
35-41 kW (48-56 PS)

**Eng. WD 408.40 / 41 / 43**

3140 ccm  
38-46 kW (52-63 PS)

100,00  
4

**Eng. WD 411.41-46 / 85 / 86**

3456 ccm  
43-51 kW (58-69 PS)

**Eng. WD 611.40**

5181 ccm  
63 kW (86 PS)

100,00  
6

**Eng. WD 611.41-43 / 85-88**

5184 ccm  
63 kW (85 PS)

**Eng. WD 209**

188  
1990 ccm  
20,5 kW (28 PS)

105,00  
2

2,50 910 IF Cr P \*  
2,50 911  
2,50 931 P  
5,00 947 EX Cr  
5,00 946 P

**795508-00-2**

-

105,00

-

-

**Eng. WD 609 E/F/G/H/N**

586 / 680 / 780 C / 890  
Stamo 609 S  
5975 ccm  
110,5 kW (150 PS)

67-70

105,00  
6

**Eng. WD 210.40**

Tractor 430b  
1996 ccm  
23,5 kW (32 PS)

105,00  
2

3,00 916 Cr P \*  
2,50 911  
2,50 931 P  
5,00 947 EX Cr  
5,00 946 P

**795502-00-1**

-

105,00

-

-

**Eng. WD 410.40**

Tractor 870a  
3983 ccm  
51,5 kW (70 PS)

105,00  
4

**Eng. WD 610.18/19/20**

430/586/590/680/690/790  
890/1090/1100/1108/1300  
5975 ccm  
81-97 kW (110-132 PS)

70-79

105,00  
6



MODEL / ENGINE

YEAR

Dia.  
CYLVT  
MT

Ø x L



SM-REF



SM-REF.

Piston  
Dia.

SM-REF.



SM-REF.

**STEYR****Eng. WD 412.40 / 41**4396 ccm  
59-62,5 kW (80-85 PS)108,00  
43,00 914 Cr \*  
2,50 911 P  
4,00 947 EX Cr

795509-00-1

-

108,00

-

-

**Eng. WD 612.00/01/60****63/67/68/70/77/90**  
**Eng. WD 612.85 / 86**  
**Eng. WD 612.87 / 89**  
790 / 791  
8150 / 8165 / 8170  
6590 ccm  
96-155 kW (130-210 PS)108,00  
6

77-

108,00  
4**Eng. WD 612.0001/20/40**1200 / 691.136 / 791145  
8140 / 980 / 988  
6595 ccm  
88-106,6 kW (120-145 PS)**Eng. WD 621.94 / 95****Euro1**  
18S23 / 18S26  
6595 ccm  
171 kW (233 PS)108,00  
6**Eng. WD 113 a**1130 ccm  
11/13 kW (15/18 PS)110,00  
13,00 910 Cr  
3,00 911 P  
3,00 930 P

795501-00-1

-

110,00

-

-

**Eng. WD 213**

19 kW (26 PS)

110,00  
26,00 947 P  
6,00 947 P**Eng. WD 213 A**

22 kW (30 PS)

**Eng. WD 213 A/C/F/G**2661 ccm  
22-26 kW (30-35 PS)**Eng. WD 313 A**3991 ccm  
34/41 kW (46/55 PS)110,00  
33,00 910 Cr  
3,00 911 P  
3,00 930 P

795501-00-1

-

110,00

-

-

**Eng. WD 413 T / U**80 / 84 / 86 / 180 / 180 A  
180 N / 2 A / 182 N / 185  
185 A / 280 / 280 A  
5322 ccm  
46/50 kW (62/68 PS)110,00  
46,00 947 P  
6,00 947 P**Eng. WD 615**00 / 20 / 60 / 61 / 65 / 66 / 67 / 69  
71 / 75 / 77 / 79 / 90 / 93  
9726 ccm  
148-206 kW (200-280 PS)126,00  
63,50 914 IF Mo \* P  
3,00 931 P  
4,00 947 EX Cr P

795503-00-1

-

126,00

**955501-1**  
A=130,02  
L=241  
H=4,78  
C=134,5

-



MODEL / ENGINE

YEAR



Dia.  
CYL



Ø x L



SM-REF



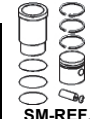
SM-REF.



Piston  
Dia.



SM-REF.



SM-REF.

**STEYR**

**Eng. WD 615.47**

Euro 2  
9726 ccm  
273 kW (371 PS)

78-

**126,00**  
6

80  
-  
-20,4  
123,2  
-  
MØ=74,7  
-

50  
x  
105  
T

3,50  
3,00  
4,00

**795503-00-1**  
914 IF Mo \* P  
931 P  
947 EX Cr P

**805503-00-1**  
RT / KK

126,00

**955503-1**  
C=136,5

**815503-1**

**Eng. WD 815**

1291 / 1491 / 1891  
11964 ccm  
243 kW (330 PS)

82-

**126,00**  
V8

80  
-  
-0,6/-0,6  
-19,6  
123  
-  
MØ=75  
-

50  
x  
105  
T

3,50  
3,00  
4,00

**795503-00-1**  
914 IF Mo \* P  
931 P  
947 EX Cr P

**805504-00-1**  
RT

126,00

-

-

**Eng. WD 615**

89 / 91 / 991 / 1291 / 1391  
1491 / 1891 / 1991 / 2591  
2891 / 19S32 / 26S36 6x4  
9726 ccm  
148-232 kW (200-316 PS)

78-

**126,00**  
6

3,50  
3,00  
4,00

**795503-00-1**  
914 IF Mo \* P  
931 P  
947 EX Cr P

-

126,00

-

-

**Eng. WD 815**

1291 / 1491 / 1891  
11964 ccm  
243 kW (330 PS)

82-

**126,00**  
V8

**Eng. WD 615**

**126,00**  
6

3,45  
3,00  
4,00

**790030-00-1**  
914 IF Cr P \*  
911 IF U Cr P  
947 EX Cr P

-

126,00

-

-

**SUBARU**

**Justy 1.0**

Eng. 1KR-FE  
998 ccm  
50-53 kW (68-71 PS)

07-

**71,00**  
3

26,5  
2,8  
-  
-3,6  
47,1  
-  
-  
-

18  
x  
47

1,00  
1,00  
1,50

**799601-00-3**  
910 IF Cr S  
931 P S  
3PC Cr

**809604-00-1**  
\*NEW\*

71,00

-

-

**Dex**

Eng. K3-VE  
1297 ccm  
68 kW (92 PS)

08-

**72,00**  
4

1,20  
1,20  
2,00

**799605-00-4**  
910 Cr S  
931 P  
3PC Nit P

-

72,00

-

-

**Trezia 1.3**

Eng. 1NR-FE  
1329 ccm  
73 kW (99 PS)

11-

**72,50**  
4

1,00  
1,00  
2,00

**799625-00-4**  
910 Nit S  
911 P S  
3PC Nit

-

72,50

-

-

**799625-50-4**










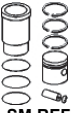
-








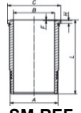

73,00









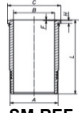

-



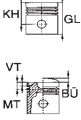





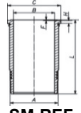

-



 <b>MODEL / ENGINE</b>	YEAR	 <b>Dia.</b> <b>CYL</b>	 VT MT	 $\phi \times L$		 <b>SM-REF</b>	 <b>SM-REF.</b>	 <b>Piston</b> <b>Dia.</b>	 <b>SM-REF.</b>	 <b>SM-REF.</b>
<b>SUBARU</b>  <b>1300</b> Eng. EA65 1298 ccm	71-79	<b>83,00</b> 4			1,20 1,50 4,00	<b>799208-00-4</b> 910 Cr * 911 P 947 EX Nit S	-	83,00	-	-
<b>Traviq</b> Eng. Z 2.2 XE 2198 ccm 108 kW (147 PS)	02-	<b>86,00</b> 4			1,20 1,50 2,50	<b>793562-00-4</b> 910 Nit S 931 P 3PC Cr  <b>793562-50-4</b>	-	86,00  86,50	-	-
<b>Subaru</b> Leone 1600 Eng. EA71 1595 ccm		<b>92,00</b> 4			2,00 2,00 4,00	<sup>*NEW</sup> <b>799212-00-4</b> 910 Cr * 911 IF P 3PC Nit	-	92,00	-	-
<b>SUZUKI</b>  <b>Big Dipper</b> Eng. JL465Q7 / DA465Q Eng. LJ465Q-1AE 1100 ccm 34 kW (46 PS)		<b>65,50</b> 4			1,50 1,50 2,80	<b>799901-00-4</b> 910 Cr S 911 P 3PC Cr  <b>799901-25-4</b>  <b>799901-50-4</b>	-	65,50  65,75 66,00	-	-
<b>Carry 1.0</b> <b>Samurai 1.0</b> <b>SJ 1.0</b> Eng. F10A 970 ccm 30-33 kW (40-45 PS)	85-99 88- 81-88	<b>65,50</b> 4	24,5 - -5,60/-4,30 -2 55 - MØ=51 -	16 x 53	1,50 1,50 2,80	<b>799413-00-4</b> 910 Cr S 911 P 3PC Cr  <b>799413-25-4</b>  <b>799413-50-4</b>  <b>799413-10-4</b>	<b>809402-00-1</b>     <sup>*NEW</sup> <b>809402-25-1</b>  <b>809402-50-1</b>	65,50  65,75 66,00 66,50	-	-
<b>Alto / Jimny / Kei</b> Eng. K6A 658 ccm		<b>68,00</b> 3			1,00 1,20 2,00	<b>799434-00-3</b> 910 IF Cr S 931 P 3PC Cr	-	68,00	-	-
<b>Alto Works</b> Eng. K10A 996 ccm		<b>68,00</b> 4			1,00 1,20 2,00	<b>799434-00-4</b> 910 IF Cr S 931 P 3PC Cr  <b>799434-50-4</b>	-	68,00	-	-
<b>Alto 0.8</b> <b>Alto I 0.8</b> <b>Alto II 0.8</b> <b>Maruti 800</b> Eng. F8B 796 ccm 29 kW (39 PS)	88-96 82-85 82-93 88-94	<b>68,50</b> 3	25 - -6,30/-5,20 -3 55 - MØ=51,5 -	16 x 53,5	1,50 1,50 2,80	<b>799415-00-3</b> 910 Nit S 911 3PC Cr  <b>799415-25-3</b>  <b>799415-50-3</b>	<b>809401-00-1</b>     -  <b>809401-50-1</b>	68,50  68,75 69,00	-	-

MODEL / ENGINE	YEAR	 Dia. CYL	 KH GL VT MT	 Ø x L		 SM-REF	 SM-REF.	 Piston Dia.	 SM-REF.	 SM-REF.					
<b>SUZUKI</b>															
<b>Alto / Wagon / Maruti</b> Eng. F8D 796 ccm 35 kW (70 PS)		<b>68,50</b> 3/4	25,45	16	x	1,20	<b>799440-00-3</b> 910 IF Cr P S	<b>809403-00-1</b>	68,50	-	-				
						1,50						931 P			
						2,50						3PC Cr P			
							<b>799440-50-3</b>	<b>809403-50-1</b>	69,00	-	-				
<b>Wagon R+</b> Eng. K12A 1242 ccm 51 kW (69 PS)	98-	<b>71,00</b> 4				1,00	<b>799425-00-4</b> 910 IF Cr S	-	71,00	-	-				
						1,20						911 Cr P			
						2,00						3PC Nit			
<b>Swift</b> Eng. G10 999 ccm		<b>72,00</b> 4				1,20	<b>799441-00-4</b> 910 IF Cr P S	-	72,00	-	-				
						1,50						931 P			
						2,80						3PC Cr			
							<b>799441-50-4</b>	-	72,50	-	-				
<b>Alto / Multi Suzuki Splash / Wagon R</b> Eng. K10B 996 ccm 50 kW (68 PS)		<b>73,00</b> 3	27,2	18	x	1,00	<b>799460-00-3</b> 910 IF Cr S	<b>809406-00-1</b>	73,00	-	-				
						1,20						931 P			
						2,00						3PC Cr			
							<b>799460-50-3</b>	-	73,50	-	-				
<b>Wagon R+ 1.0 EM</b> Eng. Z 10 XEP 998 ccm 44 kW (60 PS)	04-08	<b>73,40</b> 3				1,20	<b>793556-00-1</b> 910 Nit S	-	73,40	-	-				
						1,20						931 P			
<b>Wagon R+ 1.2</b> Eng. Z 12 XEP 1229 ccm 59 kW (80 PS)	04-05	<b>73,40</b> 4				2,00						3PC Cr			
<b>Swift I 1.0</b> Eng. G10 993 ccm 37 kW (50 PS)	83-89	<b>74,00</b> 3				1,20	<b>799428-00-3</b> 910 IF Nit S	-	74,00	-	-				
						1,20						931 P			
						2,50						3PC Nit			
							<b>799428-50-3</b>	-	74,50	-	-				
<b>Samurai 1.3 Swift 1.3i</b> Eng. G13BA 1298 ccm 50-59 kW (68-80 PS)	88-04 91-96	<b>74,00</b> 4	29,05	19	x	1,20	<b>799429-00-4</b> 910 IF Nit S	<b>809404-00-1</b>	74,00	-	-				
						1,20						931 P			
						2,50						3PC Nit			
							<b>799429-50-4</b>	<b>809404-50-1</b>	74,50	-	-				

 <b>MODEL / ENGINE</b>	<b>YEAR</b>	 <b>Dia.</b> <b>CYL</b>	 <b>VT</b> <b>MT</b>	 <b>Ø x L</b>		 <b>SM-REF</b>	 <b>SM-REF.</b>	 <b>Piston</b> <b>Dia.</b>	 <b>SM-REF.</b>	 <b>SM-REF.</b>
<b>SUZUKI</b>  <b>Swift / Caltus</b> Eng. G10 993 ccm  <b>Caltus / Swift</b> Eng. G13A / G13BA 1298 ccm		<b>74,00</b> 3/4			1,20 1,50 2,80	<b>799426-00-1</b> 910 Nit IF S 931 P 3PC Cr	-	74,00	-	-
<b>Escudo 1.6 / Vitara 1.6i</b> <b>Swift 1.6i 16V</b> <b>Vitara 1.6i 16V</b> Eng. G16A 1590 ccm 59-70 kW (80-95 PS)	88-98 91-95 98-	<b>75,00</b> 4			1,20 1,50 2,80	<b>799420-00-4</b> 910 IF Nit S 931 AN P 3PC Cr  <b>799420-50-4</b>	-	75,00	-	-
<b>Esteem / Vitara / X-90</b> Eng. G16U 1590 ccm		<b>75,00</b> 4			1,20 1,20 2,50	<b>799430-00-4</b> 910 IF Nit S 931 P 3PC Cr P	-	75,00	-	-
<b>Aerio 1.3i 16V</b> <b>Ignis / Jimny 1.3i 16V</b> <b>Justy 1.3i 16V</b> <b>Liana 1.3i 16V</b> <b>New Ignis 1.3i 16V</b> <b>New Swift R+ 1.3i 16V</b> <b>Samurai 1.3i 16V</b> <b>Solio 1.3i 16V</b> <b>Swift 1.3i 16V</b> <b>Wagon R+ 1.3i 16V</b> Eng. M13A 1328 ccm 60-62 kW (82-85 PS)  <b>Aerio / Liana 1.5i 16V</b> <b>Justy 1.5 16V</b> <b>New Ignis 1.5i 16V</b> <b>New Swift 1.5i 16V</b> <b>SX4 1.5i 16V</b> Eng. M15A 1491 ccm 73-81 kW (99-110 PS)	00- 03- 01- 03- 04-  05- 89 03-  01- 03- 03- 04- 05-	<b>78,00</b> 4			1,20 1,20 2,50	<b>799432-00-4</b> 910 Cr S Fe 931 P 3PC Cr  <b>799432-50-4</b>	-	78,00	-	-
<b>Wagon R / Jimny</b> Eng. M13A 1328 ccm 60-62 kW (82-85 PS)		<b>78,00</b> 4			1,20 1,50 2,80	<b>799435-00-4</b> 910 IF Cr S 931 P 3PC Cr  <b>799435-50-4</b>	-	78,00	-	-
<b>Eng. J20B</b> SX-4 1995 ccm		<b>84,00</b> 4			1,20 1,20 2,50	<b>799403-00-4</b> 910 IF Nit S 931 Cr 3PC Nit  <b>799403-25-4</b>  <b>799403-50-4</b>	-	84,00	-	-

 <b>MODEL / ENGINE</b>	YEAR	 <b>Dia.</b> <b>CYL</b>		 $\varnothing \times L$		 <b>SM-REF</b>	 <b>SM-REF.</b>	 <b>Piston</b> <b>Dia.</b>	 <b>SM-REF.</b>	 <b>SM-REF.</b>
<b>SUZUKI</b>										
<b>Eng. J18 / J18A</b>										
Estream / Caltus		<b>84,00</b>				<b>799431-00-4</b>	-	84,00	-	-
1840 ccm		4			1,20	910 IF Nit S				
89 kW (119 PS)					1,50	931 P				
					2,50	3PC Nit				
<b>Eng. J20 / J20A</b>										
Escudo / Aerio										
1995 ccm										
95 kW (127 PS)										
<b>SUZUKI DIESEL</b>										
<b>Eng. Z 13 DT Euro 4</b>										
Ignis II 1.3 DDIS	03-	<b>69,60</b>	40,43	23		<b>792096-00-4</b>	<b>802021-00-1</b>	69,90	-	-
New Ignis 1.3 DDIS 16V	03-	4	-	x	2,00	910 Cr *	RT			
New Swift 1.3 DDIS 16V	04-		-	56	1,50	911 P				
Solio 1.3 DDIS 16V	05-		-12,4		2,00	947 EX Nit S				
Swift III 1.3 DDIS	05-		63,43							
Wagpm R+ 1.3 DDIS	03-		-			<b>792096-40-4</b>	<b>802021-40-1</b>	70,00	-	-
1248 ccm			MØ=37							
51 kW (69 PS)										
<b>Eng. 9HX Euro 4</b>										
SX4 1.6 DDIS	07-	<b>75,00</b>				<b>793758-00-4</b>	-	75,00	-	-
1560 ccm		4			3,00	916 Cr *				
66 kW (89 PS)					1,95	931 P				
					2,50	947 EX Nit S				
						<b>793758-50-4</b>	-	75,50	-	-
<b>Eng. K9K 266 / 700</b>										
Jimny 1.5 DDiS	03-	<b>76,00</b>	41,78	25		<b>793845-00-4</b>	<b>803830-00-1</b>	76,00	-	-
1461 ccm		4	-	x	2,00	910 Cr *				
48-63 kW (65-86 PS)			0,48/-0,28	60	2,00	931 P				
			-13,95	T	2,50	947 EX Nit S				
			66							
			-			<b>793845-25-4</b>	-	76,25	-	-
			MØ=39,7			<b>793845-50-4</b>	<b>803830-50-1</b>	76,50	-	-
			-							
			41,7	26		<b>793845-00-4</b>	<b>803831-00-1</b>	76,00	-	-
			-	x	2,00	910 Cr *				
			-0,2/-0,4	60	2,00	931 P				
			-14,2	T	2,50	947 EX Nit S				
			66							
			-			<b>793845-25-4</b>	-	76,25	-	-
			MØ=39,7			<b>793845-50-4</b>	<b>803831-50-1</b>	76,50	-	-
			MV=2,4/1,5							
			-							
<b>Eng. D 19AA</b>										
1.9 DDiS	06-	<b>82,00</b>	46,5	26		<b>792098-00-4</b>	<b>802023-00-1</b>	82,00	-	-
1.9 DDiS 4x4	06-	4	-	x	2,00	910 Cr *	RT			
1910 ccm			-0,5	61	2,00	931 P				
88 kW (120 PS)			-17,5		2,00	947 EX Nit S				
			72,5							
			-			<b>792098-40-4</b>	<b>802023-40-1</b>	82,40	-	-
			MØ=37,5							
			-							



MODEL / ENGINE

YEAR



Dia.  
CYL



VT  
MT BU



Ø x L



SM-REF



SM-REF.



Piston  
Dia.



SM-REF.



SM-REF.



SM-REF.

**SUZUKI DIESEL**

**Eng. XUD9 A**

Vitara 1.9 D  
1905 ccm  
47-52 kW (64-71 PS)

95-98

**83,00**  
4

2,00  
2,00  
3,00

**793723-00-4**  
910 Cr P \*  
911 IF U P  
947 EX Cr P

-  
-  
-

83,00  
83,25  
83,50  
83,80  
84,00

**953702-4**  
A=86  
L=153,5  
semi

-  
-  
-  
-  
-

**Eng. XUD9 SD**

Vitara 1.9 D  
Vitara Cabrio 1.9 D  
1905 ccm  
55 kW (75 PS)

-96

**83,00**  
4

3,50  
2,00  
3,00

**793729-00-4**  
914 Cr \*  
911 IF U P  
947 EX Cr P

-  
-  
-

83,00  
83,50

-  
-

-  
-

**Eng. XUD9 SE**

Baleno 1.9 TD  
1905 ccm  
55 kW (75 PS)

98-

**83,00**  
4

46,8  
-  
-  
-3,5  
79,3  
-  
-

28  
x  
68  
T

3,00  
2,00  
3,00

**793744-00-4**  
914 Cr \*  
911 IF U P  
947 EX Cr P

**803719-00-1**  
RT

83,00  
83,50  
83,80

-  
-  
-

-  
-  
-

**Eng. D20AA Euro 5**

SX4 2.0 DDiS  
SX4 2.0 DDiS 4x4  
1956 ccm  
99 kW (135 PS)

09-  
09-

**83,00**  
4

1,50  
1,50  
2,00

**793509-00-4**  
910 CCL P \*  
931 P  
947 EX Cr \*

-  
-  
-

83,00  
83,40

-  
-

-  
-

**Eng. DW10 ATED4 (RHW)**

Grand Vitara 2.0 HDI 110  
1997 ccm  
80 kW (109 PS)

01-

**85,00**  
4

46,75  
-  
-1  
-18,3  
80,75  
MØ=38,01  
-

28  
x  
70

3,50  
2,00  
3,00

**793749-00-4**  
916 Cr \*  
911 IF  
947 EX Cr

**803749-00-1**  
RT

85,00  
85,25  
85,50  
85,60

-  
-  
-  
-

-  
-  
-  
-



MODEL / ENGINE

YEAR



Dia.  
CYL



VT  
MT



Ø x L



SM-REF



SM-REF



SM-REF.



Piston  
Dia.



SM-REF.



SM-REF.

**TALBOT**

**Samba**

Eng. XV8 / XV5  
954 ccm  
31-34 kW (42-46 PS)

81-86

**70,00**  
4

2,00  
2,00  
4,00

**793701-00-4**  
910 IF Cr  
931 P  
3PC Cr

-

70,00

-

-

**Samba**

Eng. XY 6B  
1360 ccm  
44-53 kW (60-72 PS)

82-86

**75,00**  
4

1,75  
2,00  
3,00

**793738-00-4**  
910 IF Cr S  
931 P  
946 EX P

-

75,00

-

-

**Samba 1.4**

**Samba 1.4 Rallye**

Eng. 150 D  
Eng. XY7 / XY8  
1351 ccm  
44-58 kW (60-79 PS)

81-86

83-86

**75,25**

**75,50**

1,75  
2,00  
4,00

**793738-25-4**  
**793738-50-4**

-

-

75,25

75,50

-

-

-

-

**793817-00-4**  
910 IF Cr S  
931 P  
3PC Cr

-

75,00

-

-

**Samba Rallye**

Eng. 129 D / XZ7R  
1219 ccm  
65-66 kW (88-90 PS)

82-84

**75,00**  
4

1,75  
2,00  
4,00

**794102-00-4**  
910 IF Cr S  
911 P  
3PC Cr

-

75,00

-

-

**Samba GLS 6CV**

**Samba GLS 7CV**

**Samba Rallye 7CV**

Eng. 5K2 (150.B)  
Eng. 5K3 (150.B)  
1360ccm

82-86

82-86

85-86

**75,50**

1,75  
2,00  
4,00

**794102-50-4**

-

75,50

-

-

**Samba 1.4**

**Samba 1.4 Rallye**

**Samba Convertible 1.4**

Eng. XY7 / XY8  
1360 ccm  
53-59 kW (72-80 PS)

81-86

83-86

81-86

**75,25**

**75,50**

1,75  
2,00  
4,00

**793817-00-4**  
910 IF Cr S  
931 P  
3PC Cr

-

-

75,25

75,50

-

-

-

-

**Express 1000 -1500 1.8**

**Express 1000 -1800 1.8**

Eng. XM7 T  
1796 ccm  
50-51 kW (68-69 PS)

83-90

81-90

**84,00**  
4

1,50  
2,00  
4,00

**793712-00-4**  
910 IF Nit S  
931 P  
3PC Cr

-

84,00

-

-

**Tagora 2.6**

Eng. L6  
2664 ccm  
122 kW (166 PS)

81-83

**88,00**  
6

1,50  
2,00  
4,00

**793707-00-2**  
910 IF Cr \*  
911 IF  
3PC Cr

-

88,00

-

-

**Express 1000 -1500**

**Bus 2.0**

**Flatbed / Chassia 2.0**

**Express 1000 -1800**

**Van 2.0**

Eng. XN1TA  
1971 ccm  
57-69 kW (78-94 PS)

82-90

82-94

82-90

**88,00**  
4

1,50  
2,00  
4,00

**793707-00-2**  
910 IF Cr \*  
911 IF  
3PC Cr

-

88,00

-

-



MODEL / ENGINE

YEAR



Dia.  
CYL



Ø x L



SM-REF



SM-REF.



Piston  
Dia.



SM-REF.



SM-REF.

**TALBOT DIESEL**

**Eng. XUD9 / 7 CV**

Horizon / Solara 1.9 D  
1905 ccm  
47-52 kW (64-71 PS)

82-86

83,00  
4

2,00  
2,00  
3,00

793723-00-4  
910 Cr P \*  
911 IF U P  
947 EX Cr P

-

83,00

953702-4  
A=86  
L=153,5  
semi

-

**Eng. XUD9 A**

Express 1000-1500 Bus 1.9 D  
Express 1000-1800 Van 1.9 D  
1905 ccm  
51 kW (69 PS)

87-90

83,25

793723-25-4

-

83,25

-

-

793723-50-4

-

83,50

-

-

793723-80-4

-

83,80

-

-

793723-10-4

-

84,00

-

-

**Eng. CRD93**

Express 2.5 D  
2498 ccm  
54-55 kW (73-75 PS)

82-94

93,00  
4

52,75  
-  
-7,4  
95  
-  
-  
-

30  
x  
78

2,50  
2,00  
4,00

793735-00-4  
910 IF Cr S  
911 P  
947 EX Cr

803716-00-1

RT

803716-50-1

93,00

953710-4  
A=97,50  
L=163  
H=5  
C=99  
semi

-

93,50

-

**Eng. U25.651**

Express  
Express 290 / 310 / 350  
Express Sportsman  
2500 ccm  
52 kW (71 PS)

-84

93,00  
4

2,00  
2,00  
4,00

793741-00-4  
910 Cr \*  
911 P  
947 Cr

-

93,00

-

-

**Eng. XD 2S**

Tagora 2.3 Turbo Diesel  
2304 ccm  
59 kW (80 PS)

81-87

94,00  
4

3,00  
2,00  
4,00

793718-00-4  
914 Cr \*  
911 P  
947 EX Cr

-

94,00

-

-

793718-40-4

-

94,40

-

-

**TATRA**

**Eng. T-3-928**

Tatra 815  
12660 ccm  
166 kW (226 PS)

82-

120,00  
1

3,50  
3,00  
5,00

794702-00-1  
914 Cr \*  
911  
947 EX Cr P

-

120,00

-

-

**Eng. T-3-929**

15825 ccm  
208 kW (283 PS)

**Eng. T-3-930**

15825 ccm  
250 kW (340 PS)



MODEL / ENGINE

YEAR

Dia.  
CYLVT  
MT

Ø x L



SM-REF



SM-REF.



Piston

Dia.



SM-REF.



SM-REF.

## TOYOTA

## Platz 1.0

## Yaris 1.0

Eng. 1SZ-FE

998 ccm

48-50 kW (65-68 PS)

99-05  
99-0569,00  
41,20  
1,20  
2,00799600-00-4  
910 Cr S  
931 P  
3PC Nit

-

69,00

-

-

## Aygo / Belta 1.0i

## iQ 1.0i

## Passo 1.0i

## Vitz / Yaris I 1.0i

## Yaris II 1.0i

Eng. 1KR-FE

998 ccm

50-53 kW (68-71 PS)

05-  
08-  
09-  
05-  
06-71,00  
326,5  
2,8  
-  
-3,6  
47,1  
-  
-  
-18  
x  
471,00  
1,00  
1,50799601-00-3  
910 IF Cr S  
931 P S  
3PC Cr\*NEW\*  
809604-00-1

71,00

-

-

## bB Z / S 1.3 4WD

## bB S 1.3 2WD

Eng. K3-VE

1297 ccm

68 kW (92 PS)

05-  
05-72,00  
41,20  
1,20  
2,00799605-00-4  
910 Cr S  
931 P  
3PC Nit P

-

72,00

-

-

## Avanza

## bB Z 1.5 2WD / Rush

## Passo Sette / Terios

Eng. 3SZ-VE

1495 ccm

80 kW (108 PS)

03-  
05-  
06-72,00  
41,20  
1,20  
2,00799612-00-4  
910 IF Cr S  
931 P  
3PC Nit P

-

72,00

-

-

799612-50-4

-

72,50

-

-

## Auris 1.3

## Auris Liftback 1.33

## Auris Liftback 1.33

## Corolla 1.33

## Urban Cruiser 1.33

## Verso S 1.33

## Yaris 1.3

## Yaris Liftback 1.33

Eng. 1NR-FE

1329 ccm

73-74 kW (99-101 PS)

13-18  
14-  
12-18  
08-14  
09-16  
10-16  
11-  
10-1172,50  
41,00  
1,00  
2,00799625-00-4  
910 Nit S  
911 P S  
3PC Nit

-

72,50

-

-

799625-00-4

-

73,00

-

-

## Agya / Etios / Yaris

Eng. 3NR-FE / 3NR-VE

1197 ccm

59 kW (80 PS)

72,50  
41,00  
1,00  
2,00799630-00-4  
910 Nit S  
911 P S  
3PC Cr P

-

72,50

-

-

## Eng. 2E-2

1295 ccm

73,00  
41,50  
1,50  
3,00799604-00-4  
910 IF Nit S  
931 AN P  
3PC Cr

-

73,00

-

-

## Corolla VI 1.5 12V

## Corona 1.5 12 V

## Starlet 1.5 12V

## Tercel 1.5 12V

Eng. 3E

1456 ccm

58-65 kW (79-87 PS)

86-94  
87-92  
86-94  
86-73,00  
41,50  
1,50  
3,00799682-00-4  
910 Cr S  
931 P  
3PC Cr

-

73,00

-

-



 MODEL / ENGINE	YEAR	 Dia. CYL	 VT MT	 Ø x L		 SM-REF	 SM-REF.	 Piston Dia.	 SM-REF.	 SM-REF.
<b>TOYOTA</b>										
<b>Etios Liva 1.4</b> <b>Etios (NGK1) 1.4</b> Eng. 1NDTV 1364 ccm 50 kW (68 PS)	11- 10-	<b>73,00</b> 4				<b>799720-00-4</b> 1,50 910 Nit S 1,20 911 Cr 3,00 947 EX Nit S	-	73,00	-	-
<b>Corolla VII 1.3i 16V</b> <b>Corsa 1.3 16V</b> <b>Starlet 1.3i 16V</b> Eng. 4E-FE (55kW) 1331 ccm 55 kW (75 PS)	95-97 95- 96-99	<b>74,00</b> 4				<b>799667-00-4</b> 1,20 910 IF Nit S 1,20 911 P 3,00 3PC Nit	-	74,00	-	-
<b>Corolla VIII 1.3 / 16V</b> <b>Paseo 1.3i 16V</b> Eng. 4E-FE (63 kW) 1332 ccm 63 kW (86 PS)	97-00 96-									
<b>Corolla VII 1.3i 16V</b> <b>Corsa 1.3 16V</b> <b>Sprinter / Starlet 1.3 16V</b> Eng. 4E-FE (65 kW) 1332 ccm 65-73 kW (88-99 PS)	92-95 89-95 89-95									
<b>Corolla</b> <b>Starlet</b> <b>Sprinter</b> Eng. 4K-E 1290 ccm 48 kW (65 PS)	82-84	<b>75,00</b> 4				<b>799608-00-4</b> 1,50 910 IF Cr S 1,50 911 P 4,00 3PC Cr <b>799608-50-4</b>	-  -	75,00  75,50	-  -	-  -
<b>Chaser / Cresta</b> <b>Mark II</b> <b>Soarer</b> Eng. 1G-EU 1988 ccm	79-	<b>75,00</b> 6				<b>799609-00-6</b> 1,50 910 IF Cr S 1,50 911 P 4,00 3PC Cr <b>799609-50-6</b>	-  -	75,00  75,50	-  -	-  -
<b>Corolla / Premio / Vitz</b> <b>Auris</b> Eng. 1NZ-FXE 1496 ccm		<b>75,00</b> 4				<b>799623-00-4</b> 1,00 910 Nit S 1,20 931 P * 2,00 3PC Nit	-	75,00	-	-
<b>Prius 1.5</b> <b>Prius 1.5 L</b> <b>Prius C 1.5 Hybrid</b> <b>Yaris 1.5 Hybrid</b> <b>Yaris III 1.5 Hybrid</b> Eng. 1NZ-FXE 1497 ccm 53 kW (72 PS)	97-00 00-04 12- 15- 12-	<b>75,00</b> 4				<b>799614-00-4</b> 1,20 910 Nit S 1,20 931 P * 2,00 947 EX Nit S	-	75,00	-	-
<b>Chaser / Cresta / Crown</b> <b>Mark II</b> Eng. 1G-FE 1988 ccm 99 kW (135 PS)		<b>75,00</b> 6				<b>799685-00-6</b> 1,20 910 Nit S 1,20 931 P * 3,00 3PC Cr P	-	75,00	-	-



MODEL / ENGINE

YEAR

Dia.  
CYLVT  
MT

Ø x L



SM-REF



SM-REF.



SM-REF.

Piston  
Dia.

SM-REF.



SM-REF.

## TOYOTA

<b>bB I 1.3</b>	00-05	<b>75,00</b>	30	18		<b>799686-00-4</b>	<b>809602-00-1</b>	75,00	-	-
<b>Echo 1.3</b>	03-05	4	-	x	1,20	910 Nit S				
<b>Funcargo 1.3 VVTi</b>	99-05		-6,2/-1,3	53	1,20	931 P *				
<b>Ist 1.3 VVTi</b>	04-07		-2,7		2,00	3PC Nit				
<b>Platz 1.3 VVTi</b>	02-05		48,9							
<b>Vios/Yaris 1.3</b>	98-99		-							
<b>Vios/Yaris 1.3</b>	12-		MØ=60							
<b>Will Cypha 1.3 VVTi</b>	01-05		-							
<b>Yaris I 1.3 L</b>	99-05									
<b>Yaris II 1.3</b>	07-									
<b>Yaris Verso 1.3</b>	99-									
Eng. 2NZ-FE 1299 ccm 64 kW (87 PS)										
<b>Ist 1.5 VVTi</b>	04-07									
<b>Eco Saloon 1.5</b>	00-06									
<b>Corolla Rumion 1.5</b>	07-									
<b>Funcargo 1.5</b>	00-05									
<b>Permio 1.5</b>	01-07									
<b>Platz 1.5</b>	99-05									
<b>Succeed 1.5 VVTi AWD</b>	02-									
<b>Urban Cruiser 1.5 VVTi</b>	09-									
<b>Yaris 1.5</b>	10-									
<b>Yaris I 1.5 L</b>	00-05									
<b>Yaris I 1.5 TS</b>	03-05									
<b>Yaris Verso 1.5</b>	00-									
<b>Will VS 1.5 VVTi</b>	01-04									
<b>Will Cypha 1.5 VVTi</b>	01-05									
Eng. 1NZ-FE 1496 ccm 76 kW (103 PS)										
<b>Funcargo 1.3 VVTi</b>	99-05	<b>75,00</b>				<b>799929-00-4</b>	-	75,00	-	-
<b>IST 1.3 VVTi</b>	04-07	4			1,20	910 Nit S				
<b>Platz 1.3 VVTi</b>	02-05				1,20	931 Nit S				
<b>Will Cypha 1.3 VVTi</b>	01-05				3,00	3PC Nit				
<b>Yaris I 1.3i</b>	99-05									
<b>Yaris II 1.3</b>	07-									
<b>Yaris II 1.3i</b>	06-									
<b>Yaris Verso 1.3</b>	99-									
Eng. 2NZ-FE 1299 ccm 62-64 kW (84-87 PS)										
<b>Corolla</b>	83-85	<b>76,00</b>				<b>799687-00-4</b>	-	76,00	-	-
<b>Tercel</b>	79-84	4			2,00	910 Cr P				
Eng. 2A 1295 ccm 54 kW (74 PS)					2,00	931 P				
					4,00	3PC Cr P				
<b>Corolla</b>		<b>78,70</b>				<b>799690-00-4</b>	-	78,70	-	-
Eng. 5A Gasoline 1498 ccm		4			1,20	910 Nit S				
					1,50	911 P				
					3,00	3PC Cr				
						<b>799690-50-4</b>	-	79,20	-	-



MODEL / ENGINE

YEAR

Dia.  
CYL

Ø x L



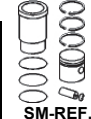
SM-REF



SM-REF.

Piston  
Dia.

SM-REF.



SM-REF.

**TOYOTA****Corolla / Vista**Eng. 1ZZ / 1ZZ-FE  
1794 ccm  
66-90 kW (90-122 PS)

82-03

79,00  
41,20  
1,20  
3,00799691-00-4  
910 Cr S  
931 P  
3PC Cr

-

79,00

-

-

799691-50-4

-

79,50

-

-

**Celica 1400  
Cerina 1400 Deluxe  
Corolla 1400  
Sprinter 1400  
TE20/30/35/45**Eng. T  
1407 ccm80,00  
42,00  
2,00  
4,00799618-00-2  
910 Cr S  
911 P  
3PC Cr P

-

80,00

-

-

**Crown 2600  
MS 65/75/83/85/95  
Mark II 2600  
Cressida 2600MX43**Eng. 4M-U  
2563 ccm80,00  
6**Carina / Celica / Corolla**Eng. T-U  
1407 ccm  
70 kW (95 PS)

70-79

80,00  
41,50  
2,00  
4,00799621-00-4  
910 Cr S  
911 P  
3PC Cr

-

80,00

-

-

**Corona 1600  
Corona Van  
Hi-Lux / Hi-Ace  
Toyo-Ace  
TaftF20**Eng. 12R / 12 R-J  
1587 ccm  
49 kW (66-67 PS)80,50  
42,00  
2,00  
4,00799619-00-4  
910 Cr S  
911 P  
3PC Cr P

-

80,50

-

-

**Celica / Chaser / Corolla**Eng. 1ZZ / 1ZZ-FE  
1794 ccm  
89 kW (120 PS)80,50  
41,50  
1,50  
4,00799624-00-4  
910 IF Cr \*  
911 IF P  
3PC Cr

-

80,50

-

-

**Sprinter**Eng. 4A-GEU  
1587 ccm  
96 kW (130 PS)

87-91

81,00  
41,50  
1,50  
2,80799627-00-4  
910 IF Cr S  
930 P  
3PC Nit

-

81,00

-

-

799627-50-4

-

81,50

-

-

**Celica  
Corolla  
MR2**Eng. 4A-GEL /-GHC /-GLC  
1587 ccm  
91 kW (124 PS)83-85  
83-87  
84-81,00  
41,50  
1,50  
2,80799628-00-4  
910 IF Cr S  
911 P  
3PC Nit

-

81,00

-

-



MODEL / ENGINE

YEAR

Dia.  
CYLVT  
MT

Ø x L



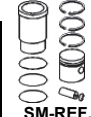
SM-REF



SM-REF.

Piston  
Dia.











SM-REF.













SM-REF.

## TOYOTA

<b>Corona</b>	88-	<b>81,00</b> 4				<b>799670-00-4</b>	-	81,00	-	-	
<b>Corolla</b>	87-92				1,50						910 IF Cr S
<b>Carina II</b>	88-92				1,50						911 P
<b>Celica</b>	90-94				3,00						3PC Cr
<b>Carina E</b>	92-97										
<b>Conquest</b> Eng. 4A-FE 1587 ccm 75-85 kW (102-115 PS)	93-										
<b>Corolla</b> Eng. 4AGE 1587 ccm 57-85 kW (78-115 PS)		<b>81,00</b> 4				<b>799671-00-4</b>	-	81,00	-	-	
						<b>799671-50-4</b>	-				
<b>Crown 2800 / MS 112</b> <b>Celica XX2800 / MA 56</b> Eng. 5M / 5M-E / 5M-EU 2759 ccm 81-87 kW (110-118 PS)		<b>83,00</b> 6				<b>799620-00-6</b>	-	83,00	-	-	
					2,00	910 IF CCL *					
					2,00	911 P					
					4,00	3PC Cr P					
<b>Crown / Soaret 2800GT</b> <b>Celica XX</b> Eng. 5MGE / 5MEU		<b>83,00</b> 6				<b>799631-00-6</b>	-	83,00	-	-	
					1,50	910 IF Cr S					
					1,50	931 P					
					4,00	3PC Cr					
<b>Camry SV11</b> <b>Vista</b> Eng. 2S / 2S-C 1995 ccm 70 kW (95 PS)		<b>84,00</b> 4				<b>799636-00-4</b>	-	84,00	-	-	
					1,50	910 Cr S					
					1,50	931 P					
					4,00	3PC Cr					
<b>Avensis</b> <b>Camry</b> <b>Carina II</b> <b>Corona</b> <b>Ipusum</b> <b>Picnic</b> Eng. 3S-F / 3S-FE 1998 ccm 86 kW (117 PS)	97-00 86-91 87-97  94-01	<b>86,00</b> 4				<b>799640-00-4</b>	-	86,00	-	-	
					1,50	910 IF Nit S					
					1,50	931 P					
					4,00	3PC Cr P					
						<b>799640-50-4</b>	-	86,50	-	-	
<b>Caldina</b> <b>Carina E 2.0 GTI</b> <b>Celica 2.0i 16V</b> <b>Celica Cabriolet 2.0 GTI</b> <b>Celica Coupe 2.0 GTI</b> <b>Celica 2.0 Turbo 4WD</b> <b>MR2 II 2.0 16V</b> Eng. 3S-GTE / 3S-GE 1998 ccm 103-147 kW (140-200 PS)	92-94 93-99 89-93 89-93 88-93 89-99	<b>86,00</b> 4				<b>799681-00-4</b>	-	86,00	-	-	
					1,20	910 Nit S					
					1,50	931 P					
					4,00	3PC Cr P					
						<b>799681-50-4</b>	-	86,50	-	-	

 MODEL / ENGINE	YEAR	 Dia. CYL	 VT MT	 Ø x L		 SM-REF	 SM-REF.	 Piston Dia.	 SM-REF.	 SM-REF.
<b>TOYOTA</b>										
<b>Crown / RS50 / RS50B</b> <b>Dyna / RK171 / RK171V-B</b> <b>RK176-H / RK176V-HB</b> <b>Stout / RK101 / RK101-K</b> <b>Toyo Ace</b> Eng. 5R / 5R-U 1994 ccm		<b>88,00</b> 4				<b>799632-00-4</b> 2,00 910 Cr P* 2,50 930 P 4,00 3PC Cr	-	88,00	-	-
<b>Coaster / Celica / Corona</b> <b>Hi Lux / Hi Ace</b> <b>Land Cruiser</b> Eng. 22R / 22R-E / 22R-EC 2366 ccm		<b>92,00</b> 4				<b>799661-00-4</b> 1,50 910 IF Cr S 1,50 911 Cr 4,00 3PC Nit	-	92,00	-	-
<b>TOYOTA DIESEL</b>										
<b>Eng. DV4 TD</b> Aygo 1398 ccm 40 kW (54 PS)	05-	<b>73,70</b> 4	42,94 -1,55 -14,7 65,44 MØ=37,16	25 x 60 T		<b>793756-00-4</b> 2,50 916 Cr * 1,95 911 IF U P 2,50 947 EX Cr P <b>793756-50-4</b>	<b>803711-00-1</b> RT / AK <b>803711-50-1</b>	73,70  74,20	-  -	-  -
<b>Eng. 3WZ-TV</b> Proace Box 1.6 D-4D 1560 ccm 66 kW (89 PS)	13-	<b>75,00</b> 4				<b>793770-00-4</b> 2,50 914 Cr * 1,95 931 P 2,00 947 EX Nit S <b>793770-50-4</b>	-  -	75,00  75,50	-  -	-  -
<b>Eng. 1CD-FTV</b> Avensis 2.0 D Avensis Verso 2.0 D Corolla 2.0 D Corola Verso 2.0 D Corona 2.0 D Pervia II 2.0 D RAV 4 II 2.0 D 4WD 1995 ccm 66 kW (85 PS)	99-08 01-05 97-07 02-09 00-03 01-06 01-05	<b>82,20</b> 4				<b>799930-00-4</b> 2,00 910 Nit S 1,50 911 Nit S 3,00 947 EX Nit S	-	82,20	-	-
<b>Eng. 2C / 2C-L</b> Caldina 2.0 TD Caldina 2.0 TD 4WD Carina E VI 2.0 D Carina IV 2.0 D Carina V 2.0 D Corolla 2.0 D Corolla 2.0 D 4WD Corona 2.0 D Corona 2.0 D 4WD Master Ace Surf 2.0 D Town Ace 2.0 D Town Ace 2.0 4WD 1974 ccm 49-56 kW (73-76 PS)	94-97 92-98 92-96 84-88 88-92 91-98 91-95 84-96 92-96 85-93 92-98 96-98	<b>86,00</b> 4				<b>799734-00-4</b> 1,75 913 Cr Nit S 2,00 911 Cr P 3,00 947 EX Nit S	-	86,00	-	-

 <b>MODEL / ENGINE</b>	<b>YEAR</b>	 <b>Dia.</b> <b>CYL</b>	 <b>VT</b> <b>MT</b>	 <b>GL</b> <b>BU</b>	 <b>Ø x L</b>	 <b>SM-REF</b>	 <b>SM-REF.</b>	 <b>Piston</b> <b>Dia.</b>	 <b>SM-REF.</b>	 <b>SM-REF.</b>
<b>TOYOTA DIESEL</b>										
<b>Eng. 2C</b> Carina 2.0 D Corolla V 2.0 D Liteace 2.0 D 1975 ccm 54-56 kW (73-76 PS)	88-97 87-97 92-94	86,00 4				2,00 2,00 3,00	<b>799735-00-4</b> 913 Nit S 911 P 947 EX Cr  <b>799735-50-4</b>	- - -	86,00 - -	- - -
<b>Eng. 2C-T</b> <b>Eng. 2DZ</b> Town Ace CR21 Daihatsu Delta Estima 1974/2184 ccm		86,00 4				2,00 2,00 4,00	<b>799736-00-4</b> 913 Nit S 911 Cr P 947 EX Cr  <b>799736-50-4</b>	- - -	86,00 - -	- - -
<b>Eng. 2L / 2L-T II / 2L-TE</b> Chaser 2.4 D Commuter Bus 2.4 D Cresta Saloon 2.4 D Dyna Flatbed / Chassis 2.4 D Dyna Pickup 2.4 D Hiace II Box / Wagon 2.4 D Hiace III Box / Wagon 2.4 D Hiace IV Box / Wagon 2.4D Hilux Pickup 2.4 D Kijang Bus 2.4 D Land Cruiser / Hardtop 2.4 D Mark II Estate 2.4 D Qualis 2.4 D/Tamaraw FX 2.4 Town Ace Box / Bus 2.4 D Runner 2.4 TD Cressida Saloon 2.4 Td Chaser 2.4 D Crown 2.4 Cresta 2.4 2446 ccm 53-66 kW (72-90 PS)	-89 89-95 88-96 77-79 84-89 89-95 95- 88- 89-95 84-85 88-96 99-04 85-91 89-95 85-88 82- 83- 82-84	92,00 4				2,00 2,00 4,00	<b>799714-00-4</b> 913 Cr S 911 Cr 947 EX Nit S  <b>799714-50-4</b>	- - -	92,00 - -	- - -
<b>Eng. 2KD-FTV-DCR</b> <b>Eng. 2KD-FTV-HDCR</b> Dyna 150 2.5 D-4D 24V Fortuner 2.5 D-4D 16V HiAce / HiLux 2.5 D-4D 16V 2494 ccm 65-75 kW (88-102 PS)	05- 01-	92,00 4				2,00 1,50 3,00	<b>799742-00-4</b> 910 IF Nit S 911 Nit S 947 EX Nit S  <b>799742-50-4</b>	- - -	92,00 - -	- - -
<b>Eng. B(OLD)</b> Dyna / Coaster BU10 / 12 BU15 / BU 19 2977 ccm		95,00 4				2,50 2,50 2,50 4,00	<b>799715-00-4</b> 910 IF Cr 911 Cr P 931 P 947 EX Cr P	- - -	95,00 - -	- - -
<b>Eng. B</b> Dyna Hino Ranger 2977 ccm		95,00 4				2,50 2,50 2,50 4,50	<b>799716-00-4</b> 913 Cr P* 911 Cr P 931 P 947 EX Cr P	- - -	95,00 - -	- - -



MODEL / ENGINE

YEAR



Dia.  
CYL



Ø x L



SM-REF



SM-REF.



Piston  
Dia.



SM-REF.



SM-REF.

### TOYOTA DIESEL

#### Eng. B

Daihatsu Delta  
Dyna 200 3.0 D  
Hino Ranger / Land Cruiser  
2977 ccm  
59-63 kW (80-85 PS)

85-

95,00  
4

2,54  
2,50  
4,50

**799717-00-1**  
913 Cr P \*  
911 Cr P  
947 EX Cr P

-

95,00

-

-

#### Eng. 10B / 11B / B (New)

Dyna / Coaster / Land Cruiser  
Daihatsu Delta  
Hino Ranger  
2977 ccm  
66 kW (90 PS)

95,00  
4

2,50  
2,00  
4,00

**799731-00-4**  
913 Nit S  
911 Cr  
947 EX Cr

-

95,00

-

-

**799731-50-4**

-

95,50

-

-

#### Eng. 11B

Dyna / ToyoAce  
2977 ccm  
66 kW (90 PS)

95,00  
4

2,50  
2,50  
4,50

**799744-00-4**  
910 IF Cr P\*  
911 Cr P  
947 EX Cr P

-

95,00

-

-

#### Eng. 3L

Toyota HiAce / HiLux / HiAce Van  
Land Cruiser  
2779 ccm  
67 kW (90 PS)

96,00  
4

2,00  
2,00  
4,00

**799718-00-4**  
910 IF Nit S  
931 P  
3PC Cr

-

96,00

-

-

#### Eng. 1KZ-TE

Land Cruiser  
HiLux Surf  
HiAce Wagon  
Land Cruiser  
2982 ccm  
93 kW (125 PS)

96,00  
4

2,00  
2,00  
3,00

**799732-00-4**  
913 Nit S  
931 Cr \*  
947 EX Nit S

-

96,00

-

-

#### Eng. Z1

Dyna  
2977 ccm

96,00  
4

2,00  
2,00  
4,00

**799737-00-4**  
910 Nit S  
911 IW Cr  
947 EX Nit S

-

96,00

-

-

#### Eng. 5L

Hi-Ace Van / Regius Van / Hi-Lux  
2986 ccm  
72 kW (97 PS)

99,50  
4

42,3  
-  
-0,9  
-2,2  
80,3  
-  
-

29  
x  
74  
T

2,00  
1,50  
4,00

**799747-00-4**  
913 Nit S  
911 IF U Nit S  
947 EX Cr

**799747-50-4**

**809702-00-1**  
RT / KK

**809702-50-1**

99,50








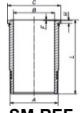

100,00

-











-

-

-

MODEL / ENGINE	YEAR	 Dia. CYL	 KH GL VT MT	 Ø x L		 SM-REF	 SM-REF.	 Piston Dia.	 SM-REF.	 SM-REF.
<b>URSUS</b>										
<b>Eng. Z8701.1</b> 1222 / 1224 6800 ccm		<b>110,00</b> 6				<b>795620-00-1</b> 3,00 910 Cr 3,00 911 3,00 931 6,00 947 EX Cr P	-	110,00	-	-
<b>Eng. Z8401.1</b> 1012 / 1014 / 1614 / 912 / 914 4600 ccm		<b>110,00</b> 4				<b>795621-00-2</b> 3,00 914 Cr P * 3,00 911 P 6,00 947 EX Cr P	-	110,00	-	-
<b>Eng. Z8002.1 Turbo</b> 4600 ccm										
<b>Eng. Z8602.1 Turbo</b> 6800 ccm										
<b>UTB</b>										
<b>Eng. D 115</b> UTB 350 2340 ccm 33 kW (45 PS)	70-	<b>95,00</b> 3	59,65 - -23,5 101,15	32 x 84	2,50 2,50 5,50	<b>792051-00-1</b> 910 IF Cr 911 IF 947 EX Cr	<b>802043-00-1</b>	95,00	<b>952012-1</b> A=103 L=187,5 semi	-
<b>Eng. D 121</b> UTB 460 4678 ccm 41 kW (55 PS)	72-		- MØ=42,5			<b>792051-40-1</b> <b>792051-80-1</b>	<b>802043-40-1</b> -	95,40 95,80		- -
<b>Eng. D 110</b> U50 / U500 / U650M / U651M 4760 ccm 48 kW (65 PS)		<b>108,00</b> 4	87 - -23,2 141 MØ=61,8 MV3,5		3,00 3,00 3,00 6,00 6,00	<b>795601-00-2</b> 910 Cr 910 P 910 P 947 EX P 947 P	<b>805601-00-1</b>	108,00	<b>955601-1</b> A=121,8 L=258 H=10,10 C=132 F=1,3	<b>815601-2</b> <b>925601-1</b> 2 x NB 4,75
<b>VAUXHALL</b>										
<b>Transporter Rascal 1.0</b> Eng. F10 A 970 ccm 34 kW (46 PS)	86-93	<b>65,50</b> 4	24,5 - -5,60/-4,30 -2 55 - MØ=51 -	16 x 53	1,50 1,50 2,80	<b>799413-00-4</b> 910 Cr S 911 P 3PC Cr <b>799413-25-4</b> <b>799413-50-4</b> <b>799413-10-4</b>	<b>809402-00-1</b> <b>809402-25-1</b> <b>809402-50-1</b> -	65,50 65,75 66,00 66,50	- - - -	- - - -
<b>Combo 1.2i</b> <b>Corsa B 1.2i</b> Eng. X12 SZ 1195 ccm 33 kW (45 PS)	94-01 94-00	<b>72,00</b> 4	32,05 - -2,8 59	18 x 50	1,50 1,50 3,00	<b>793501-00-4</b> 910 IF Cr * 911 947 EX Cr -	<b>803503-00-1</b> <b>803503-50-1</b>	72,00 72,50	- -	- -



 <b>MODEL / ENGINE</b>	YEAR	 <b>Dia.</b> <b>CYL</b>	 KH GL VT BU MT	 $\varnothing \times L$		 <b>SM-REF</b>	 <b>SM-REF.</b>	 <b>Piston</b> <b>Dia.</b>	 <b>SM-REF.</b>	 <b>SM-REF.</b>
<b>VAUXHALL</b>										
<b>Combo Mk III 1.4 CNG</b> Eng. 198 A4.000 1368 ccm 88 kW (120 PS)	11-	<b>72,00</b> 4			1,20 1,20 2,00	<b>792013-00-4</b> 910 CCL * 931 P 947 EX Cr *	-	72,00	-	-
<b>Combo D 1.4 CNG Turbo EcoFlex</b> Eng. A 14 FC Euro 5 1364 ccm 88 kW (120 PS)	12-					<b>792013-20-4</b>	-	72,20	-	-
<b>Agila / Corsa 1.0i</b> Eng. X10 XE / Z10 XE 973 ccm 40-43 kW (54-58 PS)	97-	<b>72,50</b> 3			1,20 1,50 2,00	<b>793547-00-1</b> 910 IF Nit S 931 P 3PC Cr	-	72,50	-	-
<b>Agila / Astra Corsa 1.2 16V</b> Eng. X12 XE / Z12 XE 1199 ccm 48-55 kW (65-75 PS)	98-	<b>72,50</b> 4			1,20 1,50 2,00	<b>793547-00-1</b> 910 IF Nit S 931 P 3PC Cr	-	72,50	-	-
<b>Adam 1.4 S</b> <b>Astra Mk VI 1.4 Turbo</b> <b>Astra Mk VI 1.4</b> <b>Astra Mk VI GTC 1.4</b> <b>Cascada 1.4</b> <b>Corsa Mk III 1.4</b> <b>Corsa Mk IV 1.4</b> <b>Insignia Mk I 1.4</b> <b>Insignia Mk I 1.4 LPG</b> <b>Meriva Mk II 1.4</b> <b>Meriva Mk II 1.4 LPG</b> <b>Mokka X 1.4</b> <b>Mokka X 1.4 4x4</b> <b>Zafira Mk III 1.4</b> Eng. A 14 NEL / NET Euro 5 Eng. B 14 NEJ / NEL / NET Euro 6 Eng. D 14 NET Euro 6 1364 ccm 74-110 kW (101-150 PS)	14-19 09-15 11-15 11-15 13- 12-14 14- 11-17 12-17 10- 11- 13- 12- 11-18	<b>72,50</b> 4	25,9 - -1,90/-2,10 -2,9 44,2 - MØ=58 -	18 x 48 T	1,20 1,20 2,00	<b>791413-00-4</b> 910 IF Nit S 931 P 3PC Nit	<b>803527-00-1</b>	72,50	-	-



MODEL / ENGINE

YEAR



Dia.  
CYL



Ø x L



SM-REF



SM-REF.



Piston  
Dia.



SM-REF.



SM-REF.

**VAUXHALL**

<b>Agila I 1.0</b>	00-06	<b>73,40</b>				<b>793556-00-1</b>	-	73,40	-	-
<b>Corsa II 1.0</b>	03-06	3			1,20	910 Nit S				
<b>Corsa III 1.0</b>	06-14				1,20	931 P				
Eng. Z 10 XEP 998 ccm 44 kW (60 PS)					2,00	3PC Cr				
<b>Agila I 1.2 I</b>	04-06	<b>73,40</b>								
<b>Astra 1.2</b>	05-10	4								
<b>Corsa III 1.2</b>	04-14									
<b>Corsa III 1.2 LPG</b>	09-14									
<b>Corsa Van III</b>	09-									
<b>Corsa Van Mk II 1.2</b>	04-06									
<b>Corsa Van Mk II 1.2 Dualfuel</b>	04-05									
1229 ccm 59 kW (80 PS) Eng. Z 12 XEP 1229 ccm 59 kW (80 PS)										
<b>Astra V 1.4</b>	04-09									
<b>Astra V 1.4 I</b>	05-10									
<b>Astra Van V 1.4 I</b>	05-									
<b>Corsa III 1.4 / LPG</b>	03-14									
<b>Corsa Van II 1.4</b>	03-06									
<b>Combo II 1.4</b>	04-11									
<b>Meriva I 1.4 I</b>	03-10									
<b>Tigra 1.4 I</b>	04-09									
Eng. Z 14 XEP Euro 4 1364 ccm 66 kW (90 PS)										
<b>Ascona / Astra</b>		<b>75,00</b>				<b>793512-00-4</b>	-	75,00	-	-
<b>Belmont / Cavalier</b>		4			1,75	910 IF Cr S				
<b>Chevette / Corsa</b>	79-94				2,00	931 P				
<b>Kadett / Manta / Nova</b>					4,00	3PC Cr				
Eng. 13 N / 13 NB KAT Eng. 13S 1297 ccm 44-55 kW (60-75 PS)						<b>793512-50-4</b>	-	75,50	-	-
						<b>793512-10-4</b>	-	76,00	-	-
<b>Cavalier 1300</b>	77-81	<b>75,00</b>	35,8	20		<b>793528-00-4</b>	<b>803504-00-1</b>	75,00	-	-
<b>Cavalier Mk II 1.3 N</b>	81-88	4	-	x	1,50	910 IF Cr				
<b>Chevette 1300 / Estate 1.2</b>	75-85		-4,4	65	1,50	911 P				
<b>Chevette Hatchb. 1300</b>	75-85		-6,8		4,00	3PC Cr				
Eng. 13 N 1297 ccm 39-44 kW (53-60 PS)			62,4			<b>793528-50-4</b>	<b>803504-50-1</b>	75,50	-	-
			35,5							
<b>Astra Estate 1.3 S</b>	79-84		-4,4							
<b>Astra Hatchback 1.3 S</b>	79-84		-6,8							
<b>Astra MK II Belmont 1.3</b>	85-91		62,1							
<b>Astra Mk II Estate 1.3</b>	84-91									
<b>Cavalier Mk II 1.3 S</b>	81-88									
<b>Hatchb. / Hatchb ak 1.3S</b>	81-88									
<b>Chevette 1300</b>	75-85									
<b>Chevette Estate 1300</b>	76-85									
<b>Chevette Hatchback 1300</b>	75-85									
<b>Nova 1.3 i / Nova 1.3 S</b>	82-87									
<b>Nova Hatchback 1.3 i</b>	85-89									
<b>Nova Hatchb. 1.3 i CAT</b>	89-93									
<b>Nova Hatchback 1.3 S</b>	83-89									
Eng. 13 NB / S / SB / C 13 N 1297 ccm 42-55 kW (57-75 PS)										



MODEL / ENGINE

YEAR

Dia.  
CYL

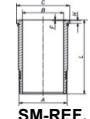
Ø x L



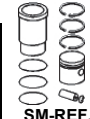
SM-REF



SM-REF.

Piston  
Dia.

SM-REF.



SM-REF.

**VAUXHALL**

<b>Astramax 1.3 N</b>	85-89	<b>75,00</b>				<b>793546-00-4</b>	-	75,00	-	-
<b>Astra Estate 1.3 S</b>	79-84	4			1,50	910 IF Cr S P				
<b>Astra Hatchback 1.3 / S</b>	79-84				1,50	931 P				
<b>Astra Mk II Belmont 1.3</b>	85-91				3,00	3PC Cr P				
<b>Astra Mk II Estate 1.3</b>	84-91									
<b>Astra Mk II Hatchback 1.3</b>	84-91									
<b>Astramax 1.3 S</b>	85-89									
<b>Cavalier Mk II 1.3 S</b>	81-88									
<b>Cavalier Mk II Estate 1.3 S</b>	81-88									
<b>Cavalier Mk II Hatchb. 1.3 S</b>										
<b>Cavalier 1300</b>	77-81									
<b>Cavalier Mk II 1.3 N</b>	81-88									
<b>Chevette 1300 / Estate 1.2</b>	75-85									
<b>Chevette Hatchback 1300</b>	75-85									
Eng. E-TECI 13 N / 13 S 1297 ccm 44-55 kW (60-75 PS)										
<b>Astra Mk II Estate / Hatchback 1.4 S</b>	89-98	<b>77,60</b>			1,50	<b>793526-00-4</b> 910 IF Cr *	-	77,60	-	-
<b>Cavalier Mk III / Hatchback 1.4 S</b>	88-95	4			1,50	931 P				
<b>Nova / Hatchback 1.4 S</b>	90-93				3,00	947 EX Cr				
<b>Novavan 1.4</b>	90-93					<b>793526-50-4</b>	-	78,10	-	-
Eng. 14 NV 1389 ccm 53-55 kW (72-75 PS)										
<b>Astra Mk II Belmont / Hatchback 1.4 i</b>	90-91	<b>77,60</b>	32,05	18	1,50	<b>793526-00-4</b> 910 IF Cr *	<b>803507-00-1</b>	77,60	-	-
<b>Astra Mk III / Estate 1.4 i</b>	91-98	4	-	55	1,50	931 P				
<b>Hatchback 1.4 i</b>			-3,4		3,00	947 EX Cr				
<b>Astra Van Mk III 1.4 i</b>	91-94		59							
<b>Combo 1.4</b>	94-01									
<b>Corsa / Corsavan 1.4 i</b>	94-00		31,75			<b>793526-50-4</b>	<b>803507-50-1</b>	78,10	-	-
<b>Nova 1.4</b>	90-92		-							
<b>Nova Hatchb. 1.4 i</b>	90-93		-3,4							
Eng. C 14 NZ 1389 ccm 44 kW (60 PS)			58,7							
<b>Corsa 1.4 i</b>	98-01	<b>77,60</b>			1,50	<b>793526-00-4</b> 910 IF Cr *	-	77,60	-	-
Eng. X 14 SZ 1389 ccm 44 kW (60 PS)		4			1,50	931 P				
					3,00	947 EX Cr				
						<b>793526-50-4</b>	-	78,10	-	-
<b>Astra Mk III 1.4 i</b>	92-98	<b>77,60</b>	32,05	18	1,50	<b>793526-00-4</b> 910 IF Cr *	<b>803508-00-1</b>	77,60	-	-
<b>Astra Mk III / Convertible / Estate / Hatchback 1.4 i</b>	91-01	4	-	55	1,50	931 P				
<b>Combo 1.4</b>	94-01		-2,6		3,00	947 EX Cr				
<b>Corsa 1.4 i S</b>	93-00		59							
<b>Nova 1.4</b>	90-92		31,75			<b>793526-50-4</b>	<b>803508-50-1</b>	78,10	-	-
<b>Nova Hatchback 1.4 i S</b>	91-93		-							
Eng. C 14 SE 1389 ccm 60 kW (81 PS)			-2,6							
			58,7							



MODEL / ENGINE

YEAR



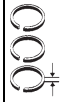
Dia.  
CYL



VT  
MT



Ø x L



SM-REF



SM-REF.



Piston  
Dia.



SM-REF.



SM-REF.

**VAUXHALL**

<b>Corisa 1.4 i 16 V</b> Eng. C 14 SEL	98-01	<b>77,60</b> 4	32,05 1	18 x	1,50	<b>793526-00-4</b> 910 IF Cr *	<b>803512-00-1</b>	77,60	-	-
<b>Astra Mk III / Convertible / Estate Hatchback 1.4 i 16V</b>	96-01		-0,57 -	55	1,50 3,00	931 P 947 EX Cr				
<b>Astra Mk IV / Estate / Hatchback 1.4 16V</b>	98-		57,05			<b>793526-50-4</b>	<b>803512-50-1</b>	78,10	-	-
<b>Corisa 1.4 i 16V</b>	94-00									
<b>Corisa Convertible</b>	98-									
<b>Tigra 1.4 16V</b> Eng. X 14 XE (Ecotec) 1389 ccm 63/66 kW (86/89 PS)	94-									
<b>Astra IV 1.4</b> <b>Corisa II 1.4</b> <b>Transporter Combo II 1.4</b> Eng. Z 14 XE Euro 4 1389 ccm 66 kW (90 PS)	98-05 00-06 01-07	<b>77,60</b> 4			1,20 1,50 2,00	<sup>NEW</sup> <b>793557-00-4</b> 910 Nit S 931 P 3PC Cr	-	77,60	-	-
<b>Astra Mk II / Belmont / Convertible / Estate / Hatchback 1.6</b>	84-91	<b>79,00</b> 4	28 0,4	18 x 55	1,20 1,50 3,00	<b>793538-00-4</b> 910 Cr S 931 P 3PC Cr P	<b>803511-00-1</b>	79,00	-	-
<b>AstraMax 1.6</b>	85-91		-2,7							
<b>Cavalier Mk III / Hatchback 1.6</b> Eng. 16 SV 1598 ccm 60 kW (82 PS)	88-93		48,4			<b>793538-25-4</b>	-	79,25	-	-
						<b>793538-50-4</b>	<b>803511-50-1</b>	79,50	-	-
						<b>793538-10-4</b>	<b>803511-10-1</b>	80,00	-	-
<b>Astra Mk III 1.6 SI</b>	91-94									
<b>Astra Mk III 1.6 i</b>	92-98									
<b>Nova Hatchb. 1.6 GSI</b> Eng. C 16 SE / E 16 SE 1598 ccm 74 kW (100 PS)	88-93									
<b>Corisa 1.6 GSI 16 V</b>	93-00	<b>79,00</b>	28	18		<b>793551-00-4</b>	<b>803515-00-1</b>	79,00	-	-
<b>Corisa 1.6 i 16V</b>	94-00	4	-	x	1,20	910 Cr S				
<b>Tigra 1.6 16V</b> Eng. X 16 XE / C 16 XE 1598 ccm 78-80 kW (106-109 PS)	94-		-2,27 -0,8 48	55 S	1,50 2,50	931 P 3PC Cr P				
						<b>793551-50-4</b>	<b>803515-50-1</b>	79,50	-	-
<b>Astra Mk III 1.6 i 16V</b>	94-98					<b>793551-10-4</b>	-	80,00	-	-
<b>Astra Mk III Estate</b>	94-98									
<b>Hatchback 1.6 i 16 V</b>										
<b>Astra Mk IV 1.6 16V</b>	98-									
<b>Astra Mk IV / Estate</b>	98-									
<b>Hatchback 1.6 i 16 V</b>										
<b>Vetra Estate 1.6 i 16V</b>	96-									
<b>Vectra Hatchback 1.6 i</b>	95-									
<b>Zafira 1.6 16V</b> Eng. X 16 XEL (Ecotec) 1598 ccm 74 kW (100 PS)	99-									



MODEL / ENGINE

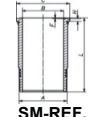
YEAR

Dia.  
CYL

SM-REF



SM-REF.

Piston  
Dia.

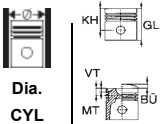
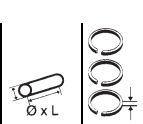


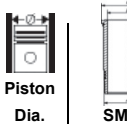
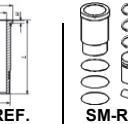

SM-REF.



SM-REF.

## VAUXHALL

<b>Astra Mk IV CC 1.6</b>	02-05	<b>79,00</b>	26,73	18		<b>793559-00-4</b>	<b>803514-00-1</b>	79,00	-	-
<b>Astra Mk IV Estate 1.6</b>	02-05	4	-	x	1,20	910 Cr S				
<b>Astra Mk V CC/Estate</b>	04-09		-	52	1,20	931 P				
<b>Astra Mk V Sport Hatch</b>	05-10		-		2,00	3PC Cr				
<b>Astra TwinTop Mk V</b>	05-10		-							
<b>Astra Van Mk V</b>	05-		48,73			<b>793559-50-4</b>	<b>803514-50-1</b>	79,50	-	-
<b>Astra Mk IV Convertible 1.6 16V</b>	03-05		-							
<b>Astra Mk IV Coupe 1.6 16V</b>	00-05		-			<b>793559-10-4</b>	-	80,00	-	-
<b>Astra Mk IV Sedan 1.6 16V</b>	98-05		-							
<b>Meriva Mk I 1.6i 16V Twinp.</b>	03-10									
<b>Vectra C 1.6i 16V</b>	06-									
<b>Zafira Mk II</b> Eng. Z 16 XEP 1598 ccm 74-77 kW (101-105 PS)	05-14									
<b>Cascada 1.6</b>	13-	<b>79,00</b>				<b>793511-00-4</b>	-	79,00	-	-
<b>Zafira Mk III 1.6 SIDI</b>	13-	4			1,20	910 Nit S				
<b>Zafira MK III 1.6 Turbo</b>	12-				1,20	931 P				
Eng. A 16 SHT / A 16 XHT Euro 5 1598 ccm 125-147 kW (170-200 PS)					2,00	3PC Nit				
<b>Astra Estate 1.6 S</b>	81-86	<b>80,00</b>				<b>793529-00-4</b>	-	80,00	-	-
<b>Astra Hatchb 1.6 S</b>	81-86	4			1,50	910 IF Cr *				
<b>Astra Mk II Belmont 1.6</b>	85-91				1,75	911 IF U P				
<b>Astra Mk II Estate 1.6 S</b>	84-86				4,00	3PC Cr				
<b>Cavalier Mk II 1.6 / N</b>	81-88									
<b>Cavalier Mk II 1.6 S</b>	81-88					<b>793529-50-4</b>	-	80,50	-	-
<b>Cavalier Mk II Esta. 1.6</b>	83-88									
<b>Cavalier Mk II Hatchb.</b>	81-88									
Eng. 16 N / 16 SH 1598 ccm 51-66 kW (69-89 PS)										
<b>Astra Mk V / Signum</b>	03-	<b>80,50</b>				<b>793549-00-4</b>	-	80,50	-	-
<b>Vectra C</b>		4			1,20	910 Nit S				
<b>Zafira Mk II 1.8i 16V</b>	05-				1,20	931 P				
Eng. Z 18 XER 1796 ccm 103 kW (140 PS)					2,00	3PC Nit				
<b>Astra Mk IV / Corsa C</b>										
<b>Meriva / Signum</b>										
<b>Tigra B / Vectra B &amp; C</b>										
<b>Zafira Mk I 1.8i 16V</b>										
Eng. Z 18 XE / Z 18 XEL 1796 ccm 81-92 kW (110-125 PS)										
<b>Astra Mk IV / Vectra B</b>	97-00									
<b>Zafira Mk I 1.8i 16V</b>	99-00									
Eng. X 18 XE1 1796 ccm 85 kW (116 PS)										

MODEL / ENGINE	YEAR	Dia. CYL				SM-REF		SM-REF.		Piston Dia.		SM-REF.		SM-REF.
<b>VAUXHALL</b>														
<b>Vivaro 2.0</b> Eng. F4R 720 1998 ccm 88 kW (120 PS)	01-06	<b>82,70</b> 4												
						1,20 910 IF Nit S 1,50 931 P 2,00 3PC Nit		-	82,70		-		-	
						<b>791143-25-4</b>		-	82,95		-		-	
						<b>791143-50-4</b>		-	83,20		-		-	
<b>Astra Hatchb. 1.8 GTE</b> <b>Astra Mk II Belmont 1.8i</b> <b>Astra Mk II Estate</b> <b>Hatchb. 1.8 GTE</b> <b>Cavalier Mk II 1.8i</b> <b>Hatchback 1.8i</b> <b>Carlton Mk II 1.8 S</b> <b>Carlton Mk II Estate 1.8</b> <b>Carlton Mk III 1.8i / S</b> <b>Cavalier Mk III / 1.8</b> <b>Hatchback 1.8</b> <b>Cavalier Mk II 1.8i CAT</b> <b>Astra Mk III 1.8i</b> <b>Astra Mk III Estate 1.8i</b> <b>Astra Mk III Hatchb. 1.8i</b> <b>Cavalier Mk III 1.8</b> <b>Cavalier Mk III 1.8i CAT</b> <b>Cavalier Mk III</b> <b>Hatchb. 1.8 / i CAT</b> Eng. 18 E / 18 SE / 18 S Eng. 18 SEH / 18 SV Eng. C 18 NE / 18 NV Eng. 18 NVR / S 18 NV 1796 ccm 62-85 kW (81-115 PS)	83-86 85-91 90-91 84-91 81-88 81-88 82-86 82-86 86-94 88-92 88-90 85-86 92-98 91-98 88-92 90-95 88-95	<b>84,80</b> 4				1,50 910 IF Cr P S 1,50 931 P 3,00 3PC Cr								
						<b>793534-00-4</b>		-	84,80		-		-	
						<b>793534-50-4</b>		-	85,30		-		-	
<b>Astra Mk II Convert.</b> <b>Astra Mk II Hatchb.</b> <b>Astra Mk II Convert. 2.0i</b> <b>Astra Mk III Convertible</b> <b>Calibra 2.0i / 4x4</b> <b>Cavalier Mk III 2.0 GSI</b> <b>Cavalier Mk II 2.0i</b> <b>Cavalier Mk III 2.0i / 4x4</b> <b>Cavalier Mk III Hatchb.</b> <b>Cavalier Mk II / III</b> <b>Carlton Mk III 2.0i</b> <b>Carlton Mk III 2.0/Estate</b> <b>Cavalier Mk II 2.0i</b> <b>Cavalier Mk III 2.0i</b> <b>Cavalier Mk III Hatchb.</b> <b>Frontera / Sport 2.0</b> <b>Omega 2.0</b> Eng. C 20 NE / C 20 XE Eng. C 20 LET Eng. 20 XE / SE / SEH / NE 1998 ccm 85-150 kW (116-204 PS)	87-91 86-91 91-93 91-98 90-97 89-92 86-88 88-94 88-92 87-92 86-94 86-94 86-88 90-95 92-98 94-00	<b>86,00</b> 4				1,50 910 IF Nit S 1,50 931 P 3,00 3PC Cr P								
						<b>793535-00-4</b>		-	86,00		-		-	
						<b>793535-50-4</b>		-	86,50		-		-	
<b>Omega 3.0 / Estate</b> <b>Sintra 3.0i</b> Eng. X 30 XE 2962 ccm 148-155 kW (201-211 PS)	94- 96-99													



MODEL / ENGINE

YEAR



Dia.  
CYL



Ø x L



SM-REF



SM-REF.



Piston  
Dia.



SM-REF.



SM-REF.

**VAUXHALL**

**Astra VI GTC 2.0 VXR**  
**Insignia 2.0 Turbo**  
**Insignia 2.0 Turbo 4x4**  
Eng. A 20 NFT / A 20 NHT  
Eng. B 20 NHT  
1998 ccm  
162-184 kW (220-250 PS)

12-15  
08-17  
08-17

1,20  
1,50  
2,00

**793504-00-4**  
910 Nit S  
931 P  
947 EX Nit S

-

86,00

-

-

**VAUXHALL DIESEL**

**Eng. A 13 DTE**  
**Eng. A 13 DTC/DTR Euro 5**  
**Eng. A 13 FD Euro 5**  
**Eng. B 13 DTE / DTR**  
**Eng. Z 13 DTE Euro 4**  
Astra Mk VI 1.3 CDTI  
Corsa Mk III 1.3 CDTI  
Corsa Mk IV 1.3 CDTI  
Meriva Mk II 1.3 CDTI  
1248 ccm  
55-70 kW (75-95 PS)

09-  
06-  
14-  
10-

**69,60**  
4

1,50  
1,50  
2,00

**792071-00-4**  
910 CCL \*  
911 P  
947 EX Nit S

-

69,60

-

-

**792071-40-4**

-

70,00

-

-

**792071-60-4**

-

70,20

-

-

**Eng. Y 13 DT**  
**Eng. Z 13 DT**  
Agila Mk I 1.3 CDTI 16V  
Combo Mk II 1.3 CDTI 16V  
Corsa Mk II 1.3 CDTI 16V  
Meriva Mk I 1.3 CDTI  
Tigra TwinTop 1.3 CDTI  
1248 ccm  
51-52 kW (69-71 PS)

03-  
04-12  
03-07  
05-10  
04-09

**69,60**  
4

40,43  
-  
-12,4  
63,43  
-  
MØ=37

23  
x  
56

2,00  
1,50  
2,00

**792096-00-4**  
910 Cr \*  
911 P  
947 EX Nit S

**802021-00-1**  
  
RT

69,90

-

-

**792096-40-4**

**802021-40-1**

70,00

-

-

**Eng. Z 13 DTH Euro 4**  
Astra Mk V 1.3 CDTI  
AstraVan Mk V 1.3 CDTI  
Corsa Mk III 1.3 CDTI  
CorsaVan Mk III 1.3 CDTI  
Zafira Mk III 1.3 CDTI 16V  
1248 ccm  
66-74 kW (90-101 PS)

04-10  
05-  
06-14  
06-  
07-

**69,60**  
4

40,43  
-  
0,90/-1,15  
-12,4  
62,43  
-  
MØ=38  
-

23  
x  
55  
T

2,00  
1,50  
2,00

**792096-00-4**  
910 Cr \*  
911 P  
947 EX Nit S

**802041-00-1**  
  
RT / KK

69,60

-

-

**792096-40-4**

**802041-40-1**

70,00

-

-

**Eng. B 16 DTH (DV6FC)**  
Crossland X 1.6 Turbo D  
Grandland X 1.6 Turbo D  
1560 ccm  
85-88 kW (116-120 PS)

17-  
17-

**75,00**  
4

2,00  
1,95  
2,00

<sup>\*NEW\*</sup>  
**792115-00-4**  
913 CCL P \*  
931 P TUC  
947 EX Nit S

-

75,00

-

-

**Eng. 15 D**  
**Eng. 15 DT (T4EC1)**  
**Eng. X 15 DT (T4EC1)**  
Astra Mk II Belmont 1.5 DT  
Astra Mk II Estate 1.5 DT  
Corsa 1.5 D  
Corsa 1.5 TD  
Corsavan 1.5 D  
Nova / Hatchback 1.5 D  
Nova 1.5 TD / Hatchback  
1488 ccm  
37-53 kW (50-72 PS)

88-90  
88-91  
93-00  
93-96  
94-95  
87-94  
90-93

**76,00**  
4

2,00  
1,50  
3,00

**793503-00-4**  
910 Cr \*  
911 P  
947 EX Cr

-

76,00

-

-



MODEL / ENGINE

YEAR

Dia.  
CYL

SM-REF



SM-REF.

Piston  
Dia.

SM-REF.



SM-REF.

**VAUXHALL DIESEL****Eng. 17 D (4EE1)****Eng. X 17 D (4EE1)****Eng. 17 DT (TC4EE1)****Eng. X 17 DT (TC4EE1)****Eng. Y 17 DT****Eng. Y 17 DTL**

Astra Mk III / Estate /

Hatchback 1.7 TD

Astra Mk IV / Estate /

Hatchback 1.7 DTI 16V

Astra Van Mk IV 1.7 DTI

Cavalier Mk III / Hatchback

1.7 TD

Combo 1.7 D / Corsa 1.7 D

Combo 1.7 DTI 16V

Corsa Mk II 1.7 DTI 16V

Corsa Van Mk II 1.7 DTI 16V

Corsavan 1.7 D

1686 ccm

44-60 kW (60-81 PS)

91-98

00-

01-

88-95

94-01

01-

00-

94-00

**79,00**

4

2,00

1,50

3,00

**793540-00-4**

910 IF Cr \*

930 P

947 EX Cr

**793540-50-4****793540-10-4**

-

-

-

79,00

79,50

80,00

-

-

-

-

-

-

**Eng. 16 D / 16 DA**

Astra CC 1.6 D

Astra Kombi 1.6 D

Astra Mk II CC 1.6 D

Astra Mk II Kombi 1.6 D

Astra Mk II Sedan 1.6 D

Astramax 1.6 D

Cavalier Mk II CC 1600D

Cavalier II Kombi 1.6 D

1598 ccm

40 kW (54 PS)

82-86

82-86

84-89

84-89

85-91

86-90

82-88

82-88

98-01

**80,00**

4

2,00

2,00

3,00

**793530-00-4**

910 Cr \*

911 P

947 EX Cr

**793530-50-4**

-

-

80,00

80,50

**953510-4**

A=83

L=143,5

H=4,5

C=84,9

semi

-

-

-

-

-

**Eng. U25 TD****Eng. X25 DT/TD**

Omega 2.5 TD

2497 ccm

96 kW (131 PS)

94-01

**80,00**

6

3,00

1,75

3,00

**790701-00-2**

914 Cr \*

911 IF U P

947 EX Cr

**790701-50-2****790720-00-6**

914 Cr \*

911 IF U P

947 EX Cr

-

-

-

80,00

80,50

80,00

-

-

-

-

-

-

**Eng. F8Q 600 / 606**

Arena Combi 1.9 D

Arena Van 1.9 D

1870 ccm

44 kW (60 PS)

98-01

98-01

**80,00**

4

2,00

2,00

3,00

**793829-00-4**

910 Cr \*

911 IF U

947 EX Cr

**793829-50-4**

-

-

80,00

80,50











-

-

-

-



 <b>MODEL / ENGINE</b>	<b>YEAR</b>	 <b>Dia.</b> <b>CYL</b>	 <b>VT</b> <b>MT</b>	 <b>Ø x L</b>		 <b>SM-REF</b>	 <b>SM-REF.</b>	 <b>Piston</b> <b>Dia.</b>	 <b>SM-REF.</b>	 <b>SM-REF.</b>
<b>VAUXHALL DIESEL</b>  <b>Eng. F9Q 760</b> Vivaro Box 1.9 DTI Vivaro Combi 1.9 DTI 1870 ccm 74 kW (101 PS)	01-	80,00 4	47,06 - - -17,8 77,4 MØ=38	28 x 60 T	2,50 2,00 3,00	<b>793843-00-4</b> 910 IF Cr * 911 IF U 947 EX Cr  <b>793843-50-4</b>	<b>803823-00-1</b>  RT / AK  <b>803823-50-1</b>	80,00      80,51	-      -	-      -
<b>Eng. R9M 413</b> <b>Eng. R9M 408 / 450 Euro 5</b> Vivaro 1.6 CDTI 1598 ccm 66-107 kW (90-146 PS)	14-	80,01 4	46 - -0,35/0,45 -12,3 70,5 - MØ=46,5 -	30 x 60 T	2,00 1,75 2,00	<b>793822-00-4</b> 913 Nit S PVD 911 IF U P 947 EX Nit S  <b>793822-50-4</b>	<sup>*NEW</sup> <b>803803-00-1</b>  RT / KK  <sup>*NEW</sup> <b>803803-50-1</b>	80,01      80,51	-      -	-      -
<b>Eng. C 18 XE / X 18 XE</b> <b>Eng. C 18 XEL</b> Astra Mk III / Convertible Estate / Hatchback 1.8i 16 V 1799 ccm 85/92 kW (116/125 PS)  <b>Eng. C 25 XE</b> <b>Eng. X 25 XE</b> Calibra / Omega Calibra 2.5i V6 Cavalier Mk III / Hatchback 2.5 V6 Omega Estate / Vectra Vectra Estate / Hatchback 2.5i 16V 2498 ccm 125-143 kW (170-194 PS)	93-98        93-95	81,60 4      81,60 V6			1,50 1,50 3,00	<b>793541-00-2</b> 910 IF Cr P S 931 P 3PC Cr  <b>793541-50-2</b>	-    -  -	81,60      82,10	-      -	-      -
<b>Eng. Z 19 DT</b> <b>Eng. Z 19 DTL Euro 4</b> Astra V 1.9 CDTI Signum 1.9 CDTI Vectra II 1.9 CDTI Astravan V 1.9 CDTI 1910 ccm 74-88 kW (100-120 PS)	04-10 04-08 05-08 05-11	82,00 4	46,5 - -0,5 -17,5 72,5 - MØ=37,5 -	26 x 61	2,00 2,00 2,00	<b>792098-00-4</b> 910 Cr * 931 P 947 EX Nit S  <b>792098-40-4</b>	<b>802023-00-1</b>  RT  <b>802023-40-1</b>	82,00      82,40	-      -	-      -
<b>Eng. Z 19 DTH</b> <b>Eng. Z 19 DTJ</b> Astra MK V / Estate Hatchback / Sport Hatch. Signum / Vectra Mk II / Estate GTS 1.9 CDTi 16V Zafira Mk II 1.9 CDTi 1910 ccm 88/110 kW (120/150 PS)	04-       05-	82,00 4			2,00 2,00 2,00	<b>793569-00-4</b> 910 Cr * 911 IF U P 947 EX Nit S	-      -	82,00	-      -	-      -

**MODEL / ENGINE****YEAR****Dia.  
CYL** $\varnothing \times L$ **SM-REF****SM-REF.****Piston  
Dia.****SM-REF.****SM-REF.****VAUXHALL DIESEL****Eng. 17 DR**

Astra Mk II Hatchb. 1.7 D  
Astra Mk III 1.7 D  
Asktra Mk III Estate 1.7 D  
Astra Mk III Hatchback 1.7 D  
Astra Van Mk III 1.7 D  
Cavalier Mk III 1.7 D  
Cavalier Mk III Hatchb. 1.7 D  
1699 ccm  
42-44 kW (57-60 PS)

89-91  
92-98  
91-94  
91-94  
91-94  
88-92

**82,50**  
4

44,95  
-  
-1,6  
-2,6  
72,95

26  
x  
65

2,00  
2,00  
3,00

**793533-00-4**  
910 Cr \*  
911 P  
947 EX Cr

**803509-00-1**  
RT / HA

82,50

**953509-4**  
A=85,5  
L=143,5  
H=4,5  
C=87,4  
semi

-

Cavalier Mk III Hatchb. 1.7 D  
1699 ccm  
42-44 kW (57-60 PS)

88-92

**793533-50-4**  
**793533-10-4**

**803509-50-1**  
-

83,00  
83,50

-  
-

-  
-

**Eng. 17 D**

Astra Mk II Belmont / Estate 1.7 D  
Astra Mk III 1.7 D  
Astra Mk III Estate 1.7 D  
Astra Mk III Hatchback 1.7 D  
Cavalier Mk III 1.7 D  
Cavalier Mk III Hatchb. 1.7 D  
1699 ccm  
42 kW (57 PS)

89-91  
92  
91-98  
88-92

**82,50**  
4

44,95  
-  
-1,6  
-2,6  
72,95

2,00  
2,00  
3,00

**793533-00-4**  
910 Cr \*  
911 P  
947 EX Cr

-  
-

82,50  
83,00  
83,50

-  
-

-  
-

**Eng. X 17 DTL**

Astra Mk III / Estate 1.7 TD  
Astra Mk III Hatchb. 1.7 TD  
Astra Mk IV / Estate 1.7 TD  
Astra Mk IV Hatchb. 1.7 TD  
Astra Van Mk III 1.7 TD  
Astra Van Mk IV 1.7 TD  
1699 ccm  
50 kW (68 PS)

94-98  
94-98  
98-00  
94-98  
98-

**82,50**  
4

44,95  
-  
-1,6  
-2,6  
72,95

2,00  
2,00  
3,00

**793533-00-4**  
910 Cr \*  
911 P  
947 EX Cr

-  
-

82,50  
83,00  
83,50

-  
-

-  
-

**Eng. A 20 DT/DTC/DTE****Eng. DTH/DTJ/DTL****Eng. DTR/FD Euro 5****Eng. Y 20 DTJ****Eng. Z 20 DTJ**

Astra GTC Mk VI 2.0 BiTu. CDTI  
Astra GTC Mk VI 2.0 CDTI  
Astra Mk VI 2.0 BiTurbo/ CDTI  
Cascada Convertible 2.0 CDTI  
Combo Mk III 2.0 CDTI  
Insignia 2.0 BiTurbo CDTI/4x4  
Insignia 2.0 / Saloon CDTI / 4x4  
Insignia Saloon 2.0 Biturbo CDTI  
Insignia Sports Tourer 2.0 Biturbo  
Insignia Sports Tourer 2.0 CDTI  
Zafira Mk III 2.0 CDTI  
1956 ccm  
81-140 kW (110-190 PS)

11-  
13-  
11-  
12-  
08-  
12-  
11-

**83,00**  
4

46,3  
-  
-  
-14  
72,4  
-  
MØ=46,7  
-

1,50  
1,50  
2,00

**793509-00-4**  
910 CCLP \*  
931 P  
947 EX Cr \*

-  
-

83,00  
83,40

-  
-

-  
-

**Eng. Z 20 DM****Eng. Z 20 DMH**

Antara 2.0 CDTI  
Antara 2.0 CDTI 4x4  
93-110 kW (126-150 PS)

06-  
06-

**83,00**  
4

46,3  
-  
-  
-14  
72,4  
-  
MØ=46,7  
-

2,00  
2,00  
3,00

**793580-00-4**  
916 Nit S  
911 P  
947 EX Cr P

<sup>\*NEW\*</sup>  
**803528-00-1**  
RT / KK

83,00

-

-

**793580-50-4**

<sup>\*NEW\*</sup>  
**803528-50-1**

83,50

-

-



MODEL / ENGINE

YEAR

Dia.  
CYL

Ø x L



SM-REF



SM-REF.

Piston  
Dia.

SM-REF.



SM-REF.

**VAUXHALL DIESEL****Eng. X 20 DTH**Astra IV 2.0 DTI  
Omega 2.0 DTI  
Vectra I 2.0 DTI  
1995 ccm  
74 kW (101 PS)98-05  
98-00  
95-01**84,00**  
42,50  
1,75  
3,00**793567-00-4**  
910 Nit S  
931 P  
947 EX Cr P

-

84,00

-

-

**Eng. X 22 DTH**Frontera II 2.2 DTI  
Sintra 2.2 DTI  
2171 ccm  
85 kW (116 PS)98-04  
97-99**Eng. X 20 DTL****Eng. Y 20 DTL**Astra Mk IV 2.0 DI  
Astra Mk IV Estate 2.0 DI  
Astra Mk IV Hatchback 2.0 DI  
Astra Van Mk IV 2.0 DI  
Vectra 2.0 DI 16V  
Vectra Estate 2.0 DI 16V  
Vectra Hatchback 2.0 DI 16V  
Zafira 2.0 DI 16V  
1995 ccm  
60 kW (81 PS)98-  
98-  
98-  
98-  
96-  
96-**84,00**  
42,00  
1,75  
3,00**793550-00-4**  
910 IF Cr \*  
911 P  
947 EX Cr

-

84,00

**\*NEW\***  
**953508-4**  
A=87,5  
L=160  
H=4,5  
C=90

-

**Eng. X 20 DTH**Astra Mk IV 2.0 DTI 16V  
Astra Mk IV Estate 2.0 DTI 16V  
Astra Mk IV Hatchb. 2.0 DTI  
Omega 2.0 DTI 16V  
Vectra 2.0 DTI 16V  
Vectra Estate 2.0 DTI 16V  
Vectra Hatchb. 2.0 DTI 16V  
1995 ccm  
74 kW (100 PS)99-  
98-00  
97-**84,00**  
42,50  
1,75  
3,00**793552-00-4**  
914 Cr \*  
931 P  
947 EX Cr P

-

84,00

-

-

**Eng. M9R 630****Eng. M9R 780 / 786 Euro 4****Eng. M9R 782 / 784 / 788**Vivaro Box 2.0 CDTI  
Vivaro Combi 2.0 CDTI  
Vivaro Platform / Chassis 2.0 CDTI  
1995 ccm  
66-84 kW (90-114 PS)06-  
06-  
06-**84,00**  
42,50  
2,00  
2,00**793854-00-4**  
913 Cr P \*  
931 P  
947 EX Cr \*

-

84,00

-

-

**793854-50-4**

-

84,50

-

-



MODEL / ENGINE

YEAR



Dia.  
CYL



VT  
MT



Ø x L



SM-REF



SM-REF



SM-REF.



Piston  
Dia.



SM-REF.



SM-REF.

**VAUXHALL DIESEL**

**Eng. Y 20 DTH**

Astra Mk IV 2.0 DTI 16V  
Astra Mk IV Estate 2.0 DTI 16V  
Astra Mk IV Hatchb. 2.0 DTI  
Astra Van Mk IV 2.0 DTI  
Signum 2.0 DTI  
Vectra 2.0 DTI 16V  
Vectra Estate 2.0 DTI 16V  
Vectra Hatchb. 2.0 DTI 16V  
Vectra Mk II 2.0 / GTS DTI 16V  
Vectra Mk II Estate 2.0 DTI 16V  
Zafira 2.0 DTI 16V  
1995 ccm  
74 kW (100 PS)

99-  
04-  
03-  
97-  
02-  
03-  
99-

**84,00**

4

1,75  
1,75  
3,00

**793555-00-4**  
910 IF Cr \*  
931 P  
947 EX Cr

-

84,00

-

-

**Eng. X 22 DTH**

Frontera Mk II 2.2 DTI  
Sintra 2.2. DTI

98-  
97-99

**Eng. Y 22 DTH**

Frontera Mk II 2.2 DTI  
Omega 2.2 DTI 16V  
Omega Estate 2.2 DTI 16V  
2172 ccm  
85-88 kW (116-120 PS)

98-  
00-

**Eng. Y 22 DTR**

Signum 2.2 DTI  
Vectra 2.2 DTI 16V  
Vectra Estate 2.2 DTI 16V  
Vectra Hatchb. 2.2 DTI 16V  
Vectra Mk II 2.2 / GTS DTI 16V  
Vectra Mk II Estate 2.2 DTI 16V  
Zafira 2.2 D  
2172 ccm  
92 kW (125 PS)

03-  
00-  
02-  
03-  
01-05

**Eng. M9T 670/672 Eu. 5**

Movano II 2.3 CDTI 100/125

10-

**85,01**  
4

47,88  
-

32  
x

2,50

**793804-00-4**  
913 Cr \*

**803848-00-1**

85,01

-

-

**Eng. M9T 676 Euro 4**

Movano III 2.3 CDTI 100/125

10-

-

-

65

2,00

911 IF UP  
947 Nit S

RT / KK

**Eng. M9T 678/680**

Movano II 2.3 CDTI 150

10-

-

76

2,00

**793804-25-4**

-

85,25

-

-

**Eng. M9T 686/690 Eu. 5**

Movano II 2.3 CDTI 125

10-

MØ=50

2,00

**793804-50-4**

**803848-50-1**

85,51

-

-

**Eng. M9T 692/694 Eu. 4**

Movano II 2.3 CDTI 125/150

10-

**Eng. M9T 696 Euro 4**

Movano II 2.3 CDTI 125/150

10-

**Eng. M9T 698 Euro 5**

Movano II 2.3 CDTI 150

10-

2298 ccm  
74-107 kW (101-146 PS)

**Eng. G9T 720 / 722 / 750**

Movano Chassis / Cab  
Combi / Van 2.2 DTI  
2188 cm  
66 kW (90 PS)

00-  
00-

**87,00**  
4

3,00  
1,75  
2,50

**793849-00-4**  
913 Cr \*  
931 P  
947 EX Nit S

-

87,00

-

-

**Eng. C223**

Brava Pickup 2.2 D  
2238 ccm  
39-54 kW (53-73 PS)

91-96

**88,00**  
4

2,00  
2,00  
4,00

**793523-00-4**  
910 Cr P \*  
930 IF P  
947 EX P

-

88,00

-

-



MODEL / ENGINE

YEAR



Dia.  
CYL



Ø x L



SM-REF



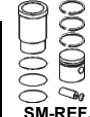
SM-REF.



Piston  
Dia.



SM-REF.



SM-REF.

**VAUXHALL DIESEL**

**Eng. G9U 630 Euro 4**

Vivaro Box / Flatbed  
Chassis 2.5 CDTI  
2464 ccm  
84-107 kW (114-146 PS)

06-

**89,00**  
4

3,00  
1,75  
2,50

**793850-00-4**  
913 Cr \*  
931 P  
947 EX Nit S

-

89,00

-

-

**793850-50-4**

-

89,50

-

-

**Eng. G9U 720 / 724  
Eng. 730 / 750 / 754  
Euro 3**

Movano Chassis / Cab  
Combi / Van 2.5 DTI  
Vivaro Box / Combi / Chassis  
Flatbed 2.5 DTI  
2463 ccm  
73-99 kW (99-135 PS)

01-

04-

**89,00**  
4

53,03  
-  
-2,12/-1,69  
-17,8  
83,09  
-  
MØ=43,2  
-

31  
x  
65  
T

2,50  
1,75  
2,50

**793851-00-4**  
910 IF Cr \*  
931 P  
947 EX Nit S

**803826-00-1**

89,00

-

-

**793851-25-4**

-

89,25

-

-

**793851-50-4**

-

89,50

-

-

**Eng. 23 D**

Carlton Mk II 2.3 D  
Carlton Mk II Estate 2.3 D  
2260 ccm  
48-52 kW (65-71 PS)

83-86

**92,00**  
4

2,00  
2,00  
4,00

**793527-00-4**  
910 Cr \*  
931 IF P  
947 EX Cr

-

92,00

-

-

**793527-10-4**

-

93,00

-

-

**Eng. 25 TDS**

Frontera / Sport 2.5 TDS  
2499 ccm  
85 kW (115 PS)

96-98

**92,00**  
4

2,50  
2,00  
4,00

**793536-00-4**  
916 Cr \*  
911  
947 EX Cr

-

92,00

-

-

**Eng. 8140.23.2585  
Eng. 8140.23.3700  
Eng. 8140.43.2585  
Eng. 8140.43.3700**

Movano  
2800 ccm  
84 kW (114 PS)

99-

**94,40**  
4

3,00  
2,00  
3,00

**792090-00-4**  
914 Cr P \*  
911 IF  
947 EX Nit  
up to Eng. No  
2572279

-

94,40

-

-

**Eng. S9W 700**

Movano Box 2.8 DTI  
Movano Combi 2.8 DTI  
Movano Flatbed  
Chassis 2.8 DTI  
2799 ccm  
84 kW (114 PS)

99-01

98-01

98-01

**94,40**  
4

2,50  
2,00  
2,50

**792091-00-4**  
914 Cr \*  
911 IF  
947 EX Nit S

-

94,40

-

-

**792091-40-4**

-

94,80

-

-

**Eng. S9W 702**

Movano I 2.8 DTI  
2799 ccm  
84 kW (114 PS)

98-01

**94,40**  
4

58,75  
-  
-  
-19,4  
96,65  
-  
MØ=39,40  
-

32  
x  
78

3,00  
2,00  
3,00

**792090-00-4**  
914 Cr P \*  
911 IF  
947 EX Nit

**802024-00-1**  
RT / KK

94,40

**952006-4**  
A=97,53  
L=167  
H=5  
C=100,88

-

58,75  
-  
-  
-19,45  
87,6  
-  
MØ=39,30  
-

32  
x  
72  
T

2,50  
2,00  
2,50

**792091-00-4**  
914 Cr \*  
911 IF  
947 EX Nit S

**802018-00-1**  
RT / KK / AK

94,40

-

-

**792091-40-4**  
from Eng. No  
2572280

-

94,80

-

-



MODEL / ENGINE

YEAR



Dia.  
CYL



Ø x L



SM-REF



SM-REF.



Piston  
Dia.



SM-REF.



SM-REF.

**VM**

**Eng. HR 492 HI**

Alfa Romeo  
2392 ccm  
81 kW (110 PS)

84-87

**92,00**  
4

2,50  
2,00  
4,00

**795202-00-4**  
914 Cr \*  
931  
947 EX Cr

92,00

-

-

**Eng. HR 492 HT**

Alfa Romeo  
2393 ccm  
67-70 kW (91-95 PS)

82-85

**92,00**

**Eng. HR 92.4 S-H**

Alfa Romeo  
2500 ccm  
84-86 kW (114-117 PS)

88-

**92,00**

**Eng. HR 692 H/HT**

**Eng. H 9 / HT 9**

Marinemotor  
3589 ccm  
121 kW (164,5 PS)

83-

**92,00**  
6

**Eng. HRA 192 / 292**

**92,00**  
1 - 2

2,00  
2,00  
4,00

**795207-00-1**  
910 IF Cr \*  
931  
947 EX Cr

92,00

-

-

**Eng. HRA 392 / 492**

**92,00**  
2 - 4

**Eng. HR 94**

Industrial engine  
1388 ccm

**94,00**

2

3,00  
2,00  
4,00

**795203-00-1**  
914 Cr \*  
931  
947 EX Cr

94,00

-

-

**Eng. HR 94**

Industrial engine  
2082 ccm

**94,00**

3

**Eng. HR 94**

Industrial engine  
2776 ccm

**94,00**

4

**Eng. HR 94**

Industrial engine  
4164 ccm  
23-100 kW (31,5-136 PS)

**94,00**

6

**Eng. 10/22/35/50 DA/SL**

**95,00**  
1-4

2,50  
2,50  
2,50  
5,00

**795208-00-1**  
910 IF Cr  
911 IF  
911 IF  
947 EX

95,00

-

-

**Eng. 951 / 52 / 54 / 56SU**

**95,00**  
1-6

**Eng. 195 / 295 / 395 SV**

**95,00**  
1-3

**Eng. 198 / 298 / 398 SV**

**98,00**  
1-3











2,50  
2,50  
2,50  
5,00

**795209-00-1**  
910 IF Cr  
911 IW  
930  
947 EX Cr

98,00

-

-

 <b>MODEL / ENGINE</b>	YEAR	 <b>Dia. CYL</b>	 VT MT	 Ø x L		 <b>SM-REF</b>	 <b>SM-REF.</b>	 <b>Piston Dia.</b>	 <b>SM-REF.</b>	 <b>SM-REF.</b>
<b>VM</b>  Eng. 110 / 210 SL Eng. 310 / 410 SL		<b>100,00</b> 1-4			2,50 2,50 2,50 5,00	<b>795206-00-1</b>  910 Cr * 911 P 930 P 947 EX P	-	100,00	-	-
Eng. 1051 / 52 SU/SUN Eng. 1053 / 54 SU/SUN Eng. 1055 / 56 SU/SUN		<b>105,00</b> 1-6			3,00 2,50 2,50 5,00	<b>795204-00-1</b>  914 Cr * 911 930 P 947 EX Cr	-	105,00	-	-
<b>Eng. SUN.M</b> 1992-5976 ccm		<b>105,00</b> 2-6			3,00 2,50 4,00	<b>795205-00-1</b>  916 Cr P * 911 947 EX Cr	-	105,00	-	-
<b>Eng. 112 DAN / 113 DAN</b> <b>Eng. 114 DAN / 116 DAN</b>		<b>110,00</b> 2-4 6			3,00 2,50 2,50 5,00	<b>795213-00-1</b>  914 Cr P * 911 P 930 P 947 EX P	-	110,00	-	-
<b>VOLKSWAGEN</b>  <b>Lupo 1.0</b> <b>Polo 50</b> Eng. AER / ALL 999 ccm 37 kW (50 PS)	98-00 97-99	<b>67,10</b> 4			1,00 1,20 2,00	<b>795079-00-4</b>  910 Nit S 911 P 3PC Nit	-	67,10	-	-
<b>Sirocco</b> <b>Golf</b> <b>Polo / Derby</b> <b>Jetta / Industriemotor</b> Eng. 801 / FJ / GG / HB / HD 1093 ccm 37-38 kW (50-52 PS)	74-79 74-84 75-83 79-84	<b>69,50</b> 4			1,75 2,00 4,00	<b>795034-00-4</b>  910 IF Cr * 931 P 946 EX P  <b>795034-50-4</b>	-	69,50	-	-
<b>Polo / Derby</b> Eng. HA 895 ccm 29,5 kW (40 PS)	75-81						-	70,00	-	-
<b>Bettle 1.2 TSI</b> <b>Caddy III 1.2 TSI</b> <b>Golf IV 1.2 TSI</b> <b>Golf Plus 1.2 TSI</b> <b>Golf IV Cabrio</b> <b>Jetta 1.2 TSI</b> <b>Polo 1.2 TSI</b> <b>Touran 1.2 TSI</b> Eng. CBZA / CBZB 1197 ccm 63-77 kW (86-105 PS)	11- 10- 09- 10- 11- 11- 09- 10-	<b>71,00</b> 4			1,00 1,20 2,00	<b>795011-00-4</b>  910 Nit S 931 P 3PC Nit	-	71,00	-	-
<b>up to 14.05.2012</b>										



MODEL / ENGINE

YEAR



Dia.  
CYL



28,94  
2  
-  
-4,35  
46,94  
-  
MØ=39,5

19  
x  
42  
2,00



1,20  
1,20  
2,00



SM-REF



SM-REF.



Piston  
Dia.



SM-REF.




















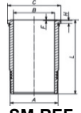
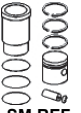
SM-REF.

**VOLKSWAGEN**

<b>Beetle 1.2 TSI</b>	11-19	<b>71,01</b>	28,94	19		<b>795012-00-4</b>	<b>805062-00-1</b>	71,01	-	-
<b>Caddy III 1.2 TSI</b>	10-15	4	2	x	1,20	910 Nit S				
<b>Golf Plus V 1.2 TSI</b>	09-13		-	42	1,20	911 Cr P				
<b>Golf VI 1.2 TSI</b>	08-12		-4,35		2,00	3PC Nit				
<b>Jetta IV 1.2 TSI</b>	10-17		46,94							
<b>Polo V 1.2 TSI</b>	09-14		-			<b>795012-50-4</b>	<b>805062-50-1</b>	71,51	-	-
<b>Touran 1.2 TSI</b>	10-15		MØ=39,5							
Eng. CBZA / CBZB Euro 5			-							
Eng. CBZC										
1197 ccm										
63-77 kW (86-105 PS)										
<b>Golf VII 1.2 TSI</b>	12-	<b>71,01</b>	28	17		<b>795012-00-4</b>	<b>805004-00-1</b>	71,01	-	-
<b>Golf VI Cabrio 1.2 TSI 16V</b>	13-	4	0,7	x	1,20	910 Nit S				
<b>Golf VII 1.2 TSI BlueMo.</b>	12-		-3,75/-3,75	49	1,20	911 Cr P				
<b>Golf Van VII 1.2 TSI BlueM.</b>	13-17		-	T	2,00	3PC Nit				
Eng. CJZA / CJZB Euro 5			45,2							
Eng. CJZC / CJZD / CYVA			-			<b>795012-50-4</b>	<b>805004-50-1</b>	71,51	-	-
Eng. CYVB / CYVC / CYVD			-							
1197 ccm			-							
63-77 kW (86-105 PS)										
<b>UP 1.0 TSI</b>	16-	<b>74,50</b>				<b>795061-00-4</b>	-	74,50	-	-
<b>Load Up 1.0 TSI BlueMotion</b>	16-	3			1,20	910 IF PVD S				
<b>Polo 1.0</b>	14-				1,20	931 P				
<b>Polo TSI</b>	14-				2,00	3PC PVD				
<b>Golf Sportsvan 1.0 TSI</b>	15-									
<b>Golf VII TSI</b>	16-									
<b>Golf VII 1.0 TSI</b>	15-									
Eng. CHZA / CHZB / CHZC										
Eng. CHZD / CHZK										
999 ccm										
63-85 kW (86-115 PS)										
<b>Caddy Alltrack 1.4 TGI</b>	15-	<b>74,50</b>								
<b>Caddy IV 1.4 TGI</b>	15-	4								
<b>Golf Sportsvan 1.4 TSI</b>	14-									
<b>Golf Sportsvan 1.4 TSI Mult.</b>	14-									
<b>Golf VI 1.4 TSI</b>	13-16									
<b>Golf VII 1.4 TGI</b>	13-									
<b>Golf VII 1.4 TSI</b>	12-									
<b>Golf VII 1.4 TSI BlueMotion</b>	13-									
<b>Golf VII 1.4 TSI Mutlif.</b>	13-									
<b>Jetta IV 1.4 TSI</b>	14-									
<b>Passat 1.4 TSI</b>	14-									
<b>Passat 1.4 TSI 4motion</b>	15-									
<b>Passat Alltrack 1.4 TSI 4mo.</b>	15-									
<b>Polo 1.0</b>	14-									
<b>Polo 1.0 TSI</b>	14-									
<b>Polo 1.4 TSI</b>	13-17									
<b>Scirocco 1.4 TSI</b>	13-17									
<b>Tiguan 1.4 TSI</b>	16-18									
<b>Tiguan 1.4 TSI 4motion</b>	16-18									
Eng. CPVA / CPVB / CPWA										
Eng. CPTA / CXSA Euro 5										
Eng. CXSB / CZCA / CZEA Euro 6										
1395 ccm										
81-110 kW (110-150 PS)										
<b>Golf Sportsvan 1.5 TSI</b>	17-									
<b>Golf VII 1.5 TSI</b>	17-									
Eng. DACA										
1498 ccm										
96 kW (130 PS)										



MODEL / ENGINE	YEAR	 Dia. CYL	 KH GL VT BU MT	 Ø x L		 SM-REF	 SM-REF.	 Piston Dia.	 SM-REF.	 SM-REF.						
<b>VOLKSWAGEN</b>																
<b>Beetle 1.4 TSI</b>	14-	<b>74,50</b> 4				<b>795063-00-4</b>	-	74,50	-	-						
<b>CC 1.4 TSI</b>	15-16		1,20	910 IF PVD S												
<b>Caddy IV 1.4 TGI CNG</b>	15-		1,20	911 Cr P												
<b>Caddy Alltrack 1.4 TGI CNG</b>	15-		2,00	3PC PVD												
<b>Golf VI 1.4 TSI</b>	13-															
<b>Golf VII 1.4 TGI CNG</b>	13-		<b>795063-25-4</b>	-	74,75		-		-							
<b>Golf VII 1.4 TSI</b>	12-															
<b>Golf VII 1.4 TSI BlueMotion</b>	12-			<b>795063-50-4</b>			-		75,00	-	-					
<b>Golf Sportsvan 1.4 TSI</b>	14-															
<b>Jetta IV 1.4 TSI</b>	14-															
<b>Passat 1.4 TSI</b>	14-															
<b>Polo 1.4 TSI</b>	16-															
<b>Scirocco 1.4 TSI</b>	13-17															
<b>Sharan 1.4 TSI</b>	15-															
<b>Tiguan 1.4 TSI</b>	16-															
<b>Tiguan Allspace 1.4 TSI</b>	17-															
<b>Tiguan 1.4 TSI 4motion</b>	16-															
<b>Touran 1.4 TSI</b>	15-															
Eng. CPWA																
Eng. CHPA / CMBA / CXSA Euro 5																
Eng. CXSB / CZCA Euro 6																
1395 ccm																
81-110 kW (110-150 PS)																
<b>Tiguan 1.5</b>	18-															
<b>Golf Sportsvan 1.5 TSI</b>	17-															
<b>Golf VII 1.5 TSI</b>	17-															
<b>Tiguan 1.5 TSI</b>	18-															
<b>T-Roc 1.5 TSI</b>	17-															
<b>Touran 1.5 TSI</b>	18-															
<b>Passat 1.5 TSI</b>	18-															
<b>Polo 1.5 TSI</b>	18-															
<b>Arteon 1.5 TSI</b>	17-															
Eng. DACA / DADA Euro 6																
1495 ccm																
96-110 kW (131-150 PS)																
<b>Beetle 1.4 TSI</b>	14-19	<b>74,50</b> 4	30,8	19		<b>795063-00-4</b>	<b>805066-00-1</b>	74,50	-	-						
<b>CC B7 1.4 TSI</b>	15-16		-	x	1,20				910 IF PVD S							
<b>Golf Sportsvan VII 1.4 TSI</b>	14-		-4,25/-2,85	51	1,20				911 Cr P							
<b>Golf VI 1.4 TSI</b>	13-16		-2,7	T	2,00				3PC PVD							
<b>Golf VII 1.4 TSI</b>	12-		48,3	DLC												
<b>Jetta IV 1.4 TSI</b>	14-		<b>795063-25-4</b>	-	<b>805066-25-1</b>				74,75	-	-					
<b>Passat 1.4 TSI</b>	14-															
<b>Polo V 1.4 TSI</b>	12-14			MØ=56,85							<b>795063-50-4</b>	<b>805066-50-1</b>	75,00	-	-	
<b>Scirocco III 1.4 TSI</b>	15-17			-												
<b>Sharan 1.4 TSI</b>	15-															
<b>Tiguan 1.4 TSI</b>	15-18															
<b>Tiguan 1.4 TSI 4motin</b>	16-18															
<b>Tiguan Allspace 1.4 TSI</b>	17-															
<b>Touran 1.4 TSI</b>	15-															
Eng. CPTA / CZDA / CZDB																
Eng. CZDC / CZDD / CZEA																
1395 ccm																
92-110 kW (125-150 PS)																
<b>Passat</b>	80-86	<b>75,00</b> 4						<b>795040-00-4</b>		-				75,00	-	-
<b>Santana CX</b>				1,50		910 IF Cr P										
Eng. EP / EU				1,75		931 P										
1297 ccm				3,00	3PC Cr											
44 kW (60 PS)																

 <b>MODEL / ENGINE</b>	<b>YEAR</b>	 <b>Dia.</b> <b>CYL</b>	 <b>VT</b> <b>MT</b>	 <b>Ø x L</b>		 <b>SM-REF</b>	 <b>SM-REF.</b>	 <b>Piston</b> <b>Dia.</b>	 <b>SM-REF.</b>	 <b>SM-REF.</b>
<b>VOLKSWAGEN</b>  <b>Derby / Golf / Jetta</b> <b>Passat / Polo / Santana</b> Eng. FY / FZ / GF / GS / GT Eng. HH / HJ 1272 ccm 40-44 kW (55-60 PS)	78-84	<b>75,00</b> 4			1,75 2,00 4,00	<b>795002-00-4</b> 910 IF Cr S 931 P 3PC Cr  <b>795002-50-4</b>  <b>795002-10-4</b>	-  -  -	75,00  75,50  76,00	-  -  -	-  -  -
<b>Polo / Derby</b> <b>Polo</b> Eng. GL / HZ 1043/1053 ccm 29-33 kW (40-45 PS)	81-86 85-90	<b>75,00</b> 4			1,75 2,00 3,00	<b>795035-00-4</b> 910 IF Cr S 931 P 3PC Cr  <b>795035-50-4</b>  <b>795035-10-4</b>	-  -  -	75,00  75,50  76,00	-  -  -	-  -  -
<b>Golf II 1.3</b> <b>Jetta 1.3</b> <b>Polo 1.3</b> <b>Scirocco / Derby 1.3</b> <b>Golf II / Jetta / Polo 1.3</b> Eng. MH / NU Kat / NZ Eng. HK / HW / 2G / AAV 1272 ccm 37-40 kW (50-55 PS)	89-92 83-92 83-94 83-84 85-92	<b>75,01</b> 4	42,87 -1,7 -1,9 -16,1 69,87	20 x 54	1,75 2,00 3,00	<b>795035-00-4</b> 910 IF Cr S 931 P 3PC Cr  <b>795035-50-4</b>  <b>795035-10-4</b>	<b>805023-00-1</b>          <b>805023-50-1</b>  -	75,01          75,51  76,01	-          -  -	-          -  -
<b>Golf</b> <b>Vento</b> Eng. ABD 1391 ccm 44 kW (60 PS)	91-95 92-95	<b>75,01</b> 4	34,52 - -1,65 -15,2 52,02	17 x 48	1,50 1,50 2,50	<b>795001-00-4</b> 910 IF Cr S 911 P 3PC Cr  <b>795001-50-4</b>	<b>805022-00-1</b>          <b>805022-50-1</b>	75,01          75,51	-          -	-          -
<b>Caddy IV 1.6</b> <b>Golf Sportswan 1.6</b> <b>Golf VII 1.6</b> <b>Jetta IV 1.6</b> <b>Jetta IV 1.6 MPI</b> <b>Polo 1.6</b> <b>Polo 1.6 MPI</b> Eng. CWVA / CWVB Euro 5 1598 ccm 66-81 kW (90-110 PS)	15- 14- 14- 15- 15-18 14- 17-	<b>76,50</b> 4			1,20 1,20 2,00	<b>795050-00-4</b> 910 PVD S 931 P 3PC Nit	-	76,50	-	-



MODEL / ENGINE

YEAR

Dia.  
CYLVT  
MT

Ø x L



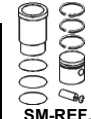
SM-REF



SM-REF.

Piston  
Dia.

SM-REF.



SM-REF.

**VOLKSWAGEN**

<b>Beetle / Cabriolet 1.4 TSI</b>	11-	<b>76,51</b>	28,97	19		<b>795003-00-4</b>	<b>805055-00-1</b>	76,51	-	-
<b>Eos 1.4 TSI</b>	08-15	4	-	x	1,20	910 IF Nit S				
<b>Golf Plus 1.4 TSI</b>	08-13		-4,21/-1,45	54	1,50	931 P	RT			
<b>Golf V 1.4 TSI</b>	05-09		-	T	2,00	3PC Cr				
<b>Golf V Variant 1.4 TSI</b>	08-09		49,97				<sup>*NEW</sup>			
<b>Golf VI 1.4 TSI</b>	08-12		-			<b>795003-25-4</b>	<b>805055-25-1</b>	76,76	-	-
<b>Golf VI Cabriolet 1.4 TSI</b>	11-		-							
<b>Golf VI Variant 1.4 TSI</b>	09-13		-			<b>795003-50-4</b>	<b>805055-50-1</b>	77,01	-	-
<b>Jetta III 1.4 TSI</b>	06-10		-							
<b>Jetta IV 1.4 TSI</b>	11-14		-							
<b>Passat / Variant 1.4 TSI</b>	12-14		-							
<b>Scirocco 1.4 TSI</b>	08-		-							
<b>Sharan 1.4 TSI</b>	10-		-							
<b>Tiguan 1.4 TSI</b>	08-		-							
<b>Tiguan 1.4 TSI 4motion</b>	07-		-							
<b>Touran 1.4 FSI / TSI</b>	06-10		-							
<b>Touran 1.4 TSI</b>	10-15		-							
Eng. BLG / BMY / BWK / CAVA Eng. CAVB / CAVC / CAVD Eng. CAVE / CNWA / CTHA / CTHB Eng. CTHC / CTHD / CTHE / CTKA 1390 ccm 103-132 kW (140-180 PS)										
<b>Golf Mk III 1.6</b>	92-97	<b>76,51</b>	32	17		<b>795004-00-4</b>	<b>805002-00-1</b>	76,51	-	-
<b>Golf Mk III Estate 1.6</b>	93-97	4	-	x	1,50	910 IF Cr S				
<b>Vento 1.6</b>	92-98		-	52	1,50	931 P				
Eng. AEA / ABU / AHS / AEE 1598 ccm 55 kW (75 PS)			-8,7 54		2,50	3PC Cr				
						<b>795004-50-4</b>	<b>805002-50-1</b>	77,01	-	-
<b>Golf / Polo / Vento</b>	95-	<b>76,51</b>	28,35	17		<b>795077-00-4</b>	<b>805005-00-1</b>	76,51	-	-
<b>Caddy</b>	95-	4	-	x	1,20	910 IF Nit S				
Eng. AEX 1389 ccm 44 kW (60 PS)			-	52	1,50	931 P				
			-5,95 50,35		2,50	3PC Cr				
						<b>795077-25-4</b>	-	76,76	-	-
						<b>795077-50-4</b>	<b>805005-50-1</b>	77,01	-	-
<b>Caddy II 1.6</b>	97-	<b>76,51</b>	30,85	17		<b>795077-00-4</b>	<b>805006-00-1</b>	76,51	-	-
<b>Golf III 1.6</b>	95-	4	-	x	1,20	910 IF Nit S				
<b>Polo 1.6</b>	95-		-	52	1,50	931 P				
<b>Vento 1.6</b>	95-		-7,8 52,85		2,50	3PC Cr				
Eng. AEE 1598 ccm 55 kW (75 PS)						<b>795077-25-4</b>	-	76,76	-	-
						<b>795077-50-4</b>	<b>805006-50-1</b>	77,01	-	-
<b>Bora / Lupo 1.4i 16V</b>	98-05	<b>76,51</b>	28,92	17		<b>795077-00-4</b>	<b>805033-00-1</b>	76,51	-	-
<b>Caddy 1.4i 16V</b>	00-03	4	-	x	1,20	910 Nit IF S				
<b>Golf 1.4i 16V</b>	97-06		-2,2/-2,7	52	1,50	931 P				
<b>Golf Plus 1.4i 16V</b>	05-06		-2		2,50	3PC Cr				
<b>Jetta 1.4i 16V</b>	00-01		58,5							
<b>Polo 1.4i 16V</b>	96-05		-			<b>795077-25-4</b>	-	76,76	-	-
<b>Polo Classic 1.4i 16V</b>	99-01		MØ=62							
<b>Polo Sedan 1.4 FSI 16V</b>	01-09		-			<b>795077-50-4</b>	<b>805033-50-1</b>	77,01	-	-
Eng. AFH / AFK / AHW / AKQ Eng. ANM / APE / AQQ / AUA Eng. AUB / AXP / BBY / BBZ 1390 ccm 55-74 kW (75-101 PS)										



MODEL / ENGINE

YEAR

Dia.  
CYL

Ø x L



SM-REF



SM-REF.

Piston  
Dia.

SM-REF.



SM-REF.

## VOLKSWAGEN

<b>Polo 1.2i</b> <b>Fox 1.2i</b> Eng. AWY / BMD 1198 ccm 40 kW (54 PS)	02-07 05-	<b>76,51</b> 3	28,7 - -7,35 49,7 - -	17 x 46	1,20 1,50 2,50	<b>795077-00-3</b> 910 IF Nit S 931 P 3PC Cr  <b>795077-25-3</b>  <b>795077-50-3</b>	<b>805036-00-1</b>     <b>805036-50-1</b>	76,51     76,76 77,01	-     - -	-     - -
<b>Polo 1.2</b> Eng. AZQ / BME 1198 ccm 47 kW (64 PS)	01-07	<b>76,51</b> 3	29,27 - -1,25/-2,8 -4,11 49,27 - MØ=62,5 -	17 x 46	1,20 1,50 2,50	<b>795077-00-3</b> 910 IF Nit S 931 P 3PC Cr  <b>795077-25-3</b>  <b>795077-50-3</b>	<b>805043-00-1</b>     <b>805043-50-1</b>	76,51     76,76 77,01	-     - -	-     - -
<b>Polo 1.2</b> <b>Polo 1.2</b> <b>Fox 1.2</b> Eng. BBM / BZG Eng. CGPA / CGPB / CHFA 1198 ccm 44-51 kW (60-70 PS)	07-09 09- 10-	<b>76,50</b> 3			1,20 1,50 2,50	<b>795077-00-3</b> 910 Nit IF S 931 P 3PC Cr  <b>795077-25-3</b>  <b>795077-50-3</b>	-     - -	76,50     76,75 77,00	-     - -	-     - -
<b>Eos 1.4 FSI 16V</b> <b>Eos 1.4 TSI 16V</b> <b>Golf 1.4 FSI 16V</b> <b>Golf 1.4 TSI 16V</b> <b>Jetta 1.4 TSI 16V</b> <b>Passat 1.4 TSI 16V</b> <b>Scirocco 1.4 TSI 16V</b> <b>Tiguan 1.4 TSI 16V</b> Eng. CAXA 1390 ccm 90 kW (122 PS)	07-08 10-13 07-08 07- 08- 07- 08- 10-	<b>76,51</b> 4	28,7 - - -7,35 49,7 - - -	17 x 46	1,20 1,20 2,00	<b>795096-00-4</b> 910 IF Nit S 931 P 3PC Cr P  <b>795096-50-4</b>	<b>805037-00-1</b>     <b>805037-50-1</b>	76,51     77,01	-     - -	-     - -
<b>Bora 1.4i 16V</b> <b>Caddy 1.4i 16V</b> <b>Golf 1.4i 16V</b> <b>Golf Plus 1.4i 16V</b> <b>Golf V 1.4i 16V</b> <b>New Beetle 1.4i 16V</b> <b>Polo Sedan 1.4 FSI 16V</b> <b>Polo 1.4i 16V</b> Eng. BCA / BKY 1390 ccm 55 kW (75 PS)	01-05 04-06 01-06 05-06 05-06 01- 04-07 01-05	<b>76,51</b> 4	28,92 - - -2,3 47,92 - MØ=62,3 -	17 x 46	1,20 1,20 2,00	<b>795096-00-4</b> 910 IF Nit S 931 P 3PC Cr P  <b>795096-50-4</b>	<b>805038-00-1</b>     <b>805038-50-1</b>	76,51     77,01	-     - -	-     - -



MODEL / ENGINE

YEAR

Dia.  
CYL

SM-REF



SM-REF.

Piston  
Dia.

SM-REF.



SM-REF.

**VOLKSWAGEN****California  
T4**Eng. AAC  
1998 ccm  
62 kW (84 PS)90-92  
-90**81,01**  
41,75  
2,00  
3,00**795049-00-1**  
910 IF Cr\*  
931 P  
3PC Cr

-

81,01

-

-

**California / T4**Eng. AAF  
2459 ccm  
81 kW (110 PS)

90-93

**81,01**  
5**795049-50-1**

-

81,51

-

-

**California / T4**2459 ccm  
81 kW (110 PS)

93-96

**Caddy I 1.6  
Caddy II 75 / 1.6  
Citygolf 1.6  
Fox 1.6****Gol (BR) 1.6****Golf I 1.6****Golf I 1.6 Cabriolet****Golf II 1.6****Jetta I 1.6****Jetta II 1.6****Jetta III 1.6****Jetta IV 1.6****Passat 1.6****Polo Classic 75 1.6****Santana 1.6****Saveiro I 1.6****Saveiro II 1.6****Saveiro I 1.6 Alcool****Scirocco 1.6**

Eng. ABN / ACR / DTA / EW / EZ

Eng. EZA / HM / HN / PN / PP

Eng. RF / RL

1595 ccm

51-60 kW (69-82 PS)

83-92  
95-97  
96-99  
87-93**81,00**  
41,50  
1,75  
3,00**795036-00-4**  
910 IF Cr S  
931 P  
947 EX Cr

-

81,00

-

-

**Gol (BR) 1.6****Golf I 1.6****Golf I 1.6 Cabriolet****Golf II 1.6****Jetta I 1.6****Jetta II 1.6****Jetta III 1.6****Jetta IV 1.6****Passat 1.6****Polo Classic 75 1.6****Santana 1.6****Saveiro I 1.6****Saveiro II 1.6****Saveiro I 1.6 Alcool****Scirocco 1.6**

Eng. ABN / ACR / DTA / EW / EZ

Eng. EZA / HM / HN / PN / PP

Eng. RF / RL

1595 ccm

51-60 kW (69-82 PS)

**Caddy I 1.8****Caddy II 1.8i****Caddy III 1.8i****Derby II 1.8i****engine****Fox 1.8****Fox 1.8 (USA)****Gol (BR) 1.8i****Golf I 1.8****Golf I 1.8 GTI****Golf II 1.8 GTI****Golf II 1.8 Syncro****Golf III 1.8****Golf III 1.8 Syncro (1HX1)****Golf Van III Variant 1.8****Golf IV 1.8****Jetta I 1.8****Jetta II 1.8 Syncro****Jetta II 1.8 Syncro**

Eng. 1P / 2H / 262 / AAM / ABG

Eng. ABS / ACC / ADD / ADF / ADZ

Eng. ANN / ANP / DS / DX / DZ

Eng. EV / EX / GZ / JH / JJ / JN

1781 ccm

50-82 kW (70-112 PS)

85-92  
02-03  
03-05  
94-96  
94-  
86-93  
90-93  
94-  
82-92  
82-83  
83-87  
88-91  
91-97  
93-99  
93-99  
97-99  
82-84  
84-87  
88-91



MODEL / ENGINE

YEAR



Dia.  
CYL



VT  
MT



Ø x L



SM-REF



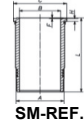
SM-REF



SM-REF.



Piston  
Dia.





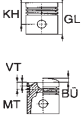






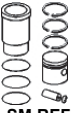
SM-REF.













SM-REF.










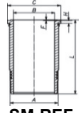

**VOLKSWAGEN**

<b>Jetta III 1.8i</b>	92-95	<b>81,00</b>				<b>795036-00-4</b>	-	81,00	-	-
<b>Passat 1.8</b>	83-88	4			1,50	910 IF Cr S				
<b>Passat 1.8</b>	91-				1,75	931 P				
<b>Passat 1.8 Syncro</b>	86-88				3,00	947 EX Cr				
<b>Polo Classic 90 1.8</b>	97-01									
<b>Polo III 1.8i</b>	98-01					<b>795036-50-4</b>	-	81,50	-	-
<b>Quantum 1.8 (USA)</b>	83-85									
<b>Rabbit 1.8i (USA)</b>	83-84									
<b>Santana 1.8 / GL</b>	83-85									
<b>Scirocco 1.8</b>	82-92									
<b>Van Mini Passenger Van 1.8</b>	07-09									
<b>Vento 1.8</b>	91-98									
Eng. 1P / 2H / 262 / AAM / ABG										
Eng. ABS / ACC / ADD / ADF / ADZ										
Eng. ANN / ANP / DS / DX / DZ										
Eng. EV / EX / GZ / JH / JJ / JN										
1781 ccm										
50-82 kW (70-112 PS)										
<b>Passat 2.0</b>	83-88	<b>81,00</b>								
<b>Passat 2.0 Syncro</b>	84-88	5								
<b>Santana 2.0</b>	83-84									
Eng. HP / JS										
1994 ccm										
82-88 kW (112-120 PS)										
<b>Passat 2.2</b>	84-88									
<b>Passat 2.2 Syncro</b>	84-88									
<b>Quantum 2.2i (USA)</b>	85-88									
<b>Santana 1.8i</b>	85-86									
<b>Santana 2.2</b>	84-85									
Eng. HY / JT / KV / KX										
2226 ccm										
82-100 kW (112-136 PS)										
<b>Bora 2.3 V5</b>	98-									
<b>Bora 2.3 V5 4motion</b>	98-									
<b>Golf IV 2.3 V5</b>	97-									
<b>Golf IV 2.3 V5 4motion</b>	98-									
<b>Passat 2.3 VR5</b>	96-									
<b>Passat 2.3 VR5 Syncro</b>	97-									
<b>Passat 2.3 VR5 4motion</b>	97-									
Eng. AGZ										
2324 ccm										
110 kW (150 PS)										
<b>Bora 2.8 V6 4motion</b>	99-00	<b>81,00</b>								
<b>Bora 2.8 VR6</b>	98-05	6								
<b>Corrado 2.8 VR6</b>	91-95									
<b>Corrado 2.8 i VR6 (USA)</b>	91-95									
<b>Gol 2.8i VR6 (BR)</b>										
<b>Golf III 2.8 VR6</b>	92-97									
<b>Golf IV 2.8 VR6</b>	98-04									
<b>Golf IV 2.8 VR6 4motion</b>	99-06									
<b>Jetta III 2.8i VR6</b>	93-10									
<b>Jetta IV 2.8i VR6 24V</b>	98-02									
<b>Passat 2.8 VR6</b>	91-97									
<b>Sharan 2.8 VR6</b>	91-00									
<b>Sharan 2.8 VR6 Syncro</b>	96-00									
<b>Vento 2.8 VR6</b>	92-98									
<b>Transport IV 2.8</b>	96-00									
<b>Transport IV 2.8 VR6</b>	95-									
Eng. AAA / AES / AFP / AMY / AQP										
2792 ccm										
103-150 kW (140-204 PS)										

 <b>MODEL / ENGINE</b>	<b>YEAR</b>	 <b>Dia.</b> <b>CYL</b>		 <b>O x L</b>		 <b>SM-REF</b>	 <b>SM-REF.</b>	 <b>Piston</b> <b>Dia.</b>	 <b>SM-REF.</b>	 <b>SM-REF.</b>
<b>VOLKSWAGEN</b>										
<b>Golf II</b>	84-90	<b>81,01</b>	32,2	20		<b>795036-00-4</b>	<b>805080-00-1</b>	81,01	-	-
<b>Golf III</b>	-91	4	1,3	x	1,50	910 IF Cr S				
<b>Jetta</b>	84-91		-	57	1,75	931 P				
<b>Passat</b>	82-90		-4,4		3,00	947 EX Cr				
<b>Santana</b>	82-88		62,5							
<b>Vento</b>	92-					<b>795036-50-4</b>	<b>805080-50-1</b>	81,51	-	-
Eng. GU / GX / HV 1781 ccm 66 kW (90 PS)										
<b>City Golf 1.6</b>	96-99	<b>81,00</b>				<b>795037-00-4</b>	-	81,00	-	-
<b>Fox 1.6</b>	87-93	4			1,50	910 IF Cr S				
<b>Golf I 1.6</b>	83-92				1,75	931 P				
<b>Golf II 1.6</b>	83-92				3,00	3PC Cr				
<b>Jetta II 1.6</b>	84-92									
<b>Jetta III 1.6</b>	92-					<b>795037-25-4</b>	-	81,25	-	-
<b>Jetta IV 1.6</b>	98-04									
<b>Saveiro I 1.6 Alcool</b>	85-89					<b>795037-50-4</b>	-	81,50	-	-
Eng. ACR / DTA / HM / HN Eng. PP / RF / RL 1595 ccm 51-60 kW (70-82 PS)										
<b>Caddy 1.8</b>	02-05									
<b>Caddy I 1.8</b>	85-92									
<b>Caddy II 1.8i</b>	02-03									
<b>Caddy III 1.8i</b>	03-05									
<b>Corrado 1.8 16V</b>	89-92									
<b>Corrado 1.8 G60</b>	88-93									
<b>Derby II 1.8i</b>	1994									
<b>Derby II 1.8i engine</b>	95-96									
<b>engine</b>	83-94									
<b>engine</b>	94-									
<b>Fox 1.8</b>	86-93									
<b>Fox (USA) 1.8i</b>	87-93									
<b>Gol I 1.8</b>	84-94									
<b>Gol (BR) 1.8i</b>	94-									
<b>Golf I 1.8</b>	82-93									
<b>Golf I 1.8 GTI</b>	82-83									
<b>Golf II 1.8</b>	84-91									
<b>Golf II 1.8 GTI</b>	83-90									
<b>Golf II 1.8 Syncro</b>	86-91									
<b>Golf II 1.8 GTI G60 / Syncro</b>	90-91									
<b>Golf III 1.8</b>	91-98									
<b>Golf III 1.8 Syncro</b>	94-									
<b>Golf IV 1.8</b>	97-99									
<b>Jetta I 1.8</b>	82-84									
<b>Jetta II 1.8</b>	84-91									
<b>Jetta II 1.8 Cat / Syncro</b>	87-91									
<b>Jetta II 1.8 16V</b>	87-89									
<b>Jetta III 1.8i</b>	92-98									
<b>Logus 1.8</b>	93-94									
<b>Parati I 1.8</b>	91-94									
<b>Passat 1.8</b>	83-94									
<b>Passat 1.8</b>	94-									
<b>Passat 1.8 GL</b>	91-93									
Eng. 1P / 262 / 2H / ABS / ADZ Eng. ANP / DS / DX / DZ / EV Eng. EV / GU / GX / GZ / JH / JJ Eng. JV / KR / KT / PB / PF / PG Eng. PG / PL / RD / RG / RH / RM Eng. RV 1781 ccm 50-118 kW (68-160 PS)										

 <b>MODEL / ENGINE</b>	<b>YEAR</b>	 <b>Dia.</b> <b>CYL</b>	 <b>VT</b> <b>MT</b>	 <b>Ø x L</b>		 <b>SM-REF</b>	 <b>SM-REF.</b>	 <b>Piston</b> <b>Dia.</b>	 <b>SM-REF.</b>	 <b>SM-REF.</b>
<b>VOLKSWAGEN</b>										
<b>Passat 1.8 G60</b>	92-93									
<b>Passat 1.8 G60 Syncro</b>	88-96									
<b>Passat Variant 1.8 Syncro</b>	86-88									
<b>Passat 1.8 16V</b>	88-89	<b>81,00</b>				<b>795037-00-4</b>	-	81,00	-	-
<b>Polo Classic 90 1.8</b>	97-01	4			1,50	910 IF Cr S				
<b>Polo Playa 1.8</b>	95-99				1,75	931 P				
<b>Polo III 1.8i</b>	98-01				3,00	3PC Cr				
<b>Quantum (USA) 1.8</b>	83-86									
<b>Rabbit (USA) 1.8i</b>	83-84					<b>795037-25-4</b>	-	81,25	-	-
<b>Scirocco 1.8</b>	82-92									
<b>Scirocco 1.8 16V</b>	85-89					<b>795037-50-4</b>	-	81,50	-	-
<b>Santana 1.8</b>	83-99									
<b>Santana 1.8 GL</b>	91-94									
<b>Van Mini Passenger Van 1.8</b>	07-09									
<b>Vento 1.8</b>	91-98									
<b>Voyage 1.8</b>	84-88									
Eng. 1P / 262 / 2H / ABS / ADZ Eng. ANP / DS / DX / DZ / EV Eng. EV / GU / GX / GZ / JH / JJ Eng. JV / KR / KT / PB / PF / PG Eng. PG / PL / RD / RG / RH / RM Eng. RV 1781 ccm 50-118 kW (68-160 PS)										
<b>Passat 2.2 / Syncro</b>	84-88	<b>81,01</b>								
<b>Quantum (USA) 2.2i</b>	85-88	5								
<b>Santana 2.2</b>	84-85									
Eng. HY / JT / KV / KX 82-100 kW (112-136 PS) 2226 ccm										
<b>Bora 2.3 V5</b>	98-									
<b>Bora 2.3 V5 4motion</b>	99-									
<b>Golf IV 2.3 V5</b>	97-									
<b>Golf IV 2.3 V5 4motion</b>	99-									
<b>Passat 2.3 VR5</b>	96-									
<b>Passat 2.3 VR5 Syncro</b>	97-									
<b>Passat 2.3 VR5 4motion</b>	97-									
Eng. AGZ 2324 ccm 110 kW (150 PS)										
<b>Bora 2.8 VR6</b>	98-05	<b>81,01</b>								
<b>Corrado 2.8 VR</b>	91-95	6								
<b>Corrado 2.8i VR6 (USA)</b>	91-95									
<b>Gol (BR) 2.8i VR6</b>										
<b>Golf III 2.8 VR6</b>	92-97									
<b>Golf IV 2.8 V6</b>	00-04									
<b>Golf IV 2.8 VR6</b>	98-00									
<b>Jetta III 2.8 VR6</b>	09-10									
<b>Jetta III 2.8i VR6</b>	93-98									
<b>Jetta IV 2.8i VR6 24V</b>	98-02									
<b>Passat 2.8 VR6</b>	91-97									
<b>Sharan 2.8 VR6</b>	95-00									
<b>Sharan 2.8 VR6 Syncro</b>	96-00									
<b>Vento 2.8 VR6</b>	92-98									
<b>Transporter IV 2.8</b>	96-00									
<b>Transporter IV 2.8 VR6</b>	95-									
Eng. AAA / AES / AFP / AMY 2792 ccm 103-130 kW (140-177 PS)										



 <b>MODEL / ENGINE</b>	YEAR	 <b>Dia.</b> <b>CYL</b>	 KH GL  VT BU MT	 $\varnothing \times L$		 <b>SM-REF</b>	 <b>SM-REF.</b>	 <b>Piston</b> <b>Dia.</b>	 <b>SM-REF.</b>	 <b>SM-REF.</b>
<b>VOLKSWAGEN</b>										
<b>Fox 1.8</b>	90-93	<b>81,01</b>	32,2			<b>795037-00-4</b>	<b>805081-00-1</b>	81,01	-	-
<b>Golf I 1.8</b>	83-92	4	1,3		1,50	910 IF Cr S				
<b>Golf II 1.8i</b>	87-91		-		1,75	931 P				
<b>Golf III 1.8</b>	91-02		-8,1		3,00	3PC Cr				
<b>Jetta II 1.8</b>	87-88		62,5							
<b>Jetta II 1.8 KAT</b>	87-91		MØ=57			<b>795037-25-4</b>	-	81,26	-	-
<b>Passat 1.8</b>	90-97		MV=3,0							
<b>Polo Classic 1.8</b>	97-01					<b>795037-50-4</b>	-	81,51	-	-
<b>Scirocco 1.8</b>	83-92									
<b>Vento 1.8</b>	91-98									
Eng. AAM / ABG / ACC / ADD										
Eng. ADF / ANN / EX / JN / RP										
1781 ccm										
55-66 kW (75-90 PS)										
<b>Golf II 1.6 / Jetta 1.6</b>	91-92	<b>81,01</b>	35,6	20		<b>795037-00-4</b>	<b>805082-00-1</b>	81,01	-	-
<b>Passat 1.6</b>	91-92	4	-	x	1,50	910 IF Cr S				
Eng. ABN / EW / EZ / EZA				57	1,75	931 P				
<b>Caddy 1.6 / Polo 1.6</b>	94-97		-2,3		3,00	3PC Cr				
<b>Passat 1.6</b>	88-90		66,8							
Eng. 1F						<b>795037-25-4</b>	-	81,26	-	-
<b>Passat 1.6</b>	83-88									
<b>Santana 1.6</b>	83-84					<b>795037-50-4</b>	<b>805082-50-1</b>	81,51	-	-
Eng. DT										
<b>Golf II 1.6 / Jetta 1.6</b>	85-92									
Eng. PN / RE										
1595 ccm										
51-55 kW (70-75)										
<b>Polo / Golf</b>	95-	<b>81,00</b>				<b>795075-00-4</b>	-	81,00	-	-
<b>Vento / Passat</b>	94-	4			1,20	910 IF Nit S				
Eng. AEK / AFT / AHL					1,50	931 P				
1595 ccm					2,00	3PC Nit				
74 kW (101 PS)						<b>795075-50-4</b>	-	81,50	-	-
<b>Passat / Golf</b>	96-	<b>81,00</b>				<b>795074-00-4</b>	-	81,00	-	-
<b>Sharan 1.8 Turbo</b>	96-	4			1,50	910 IF Cr S				
<b>Passat / Golf 1.8</b>	96-				1,75	931 P				
Eng. ADR / AGN					2,00	3PC Nit				
1781 ccm						<b>795074-50-4</b>	-	81,50	-	-
92-110 kW (125-150 PS)										
						<b>795069-00-4</b>	-	81,00	-	-
					1,50	910 IF Cr S				
					1,75	931 P				
					2,00	947 Cr*				
<b>T4 / T4 Syncro</b>	90-93	<b>81,00</b>				<b>795080-00-4</b>	-	81,00	-	-
Eng. AAC		4			1,75	910 IF Cr *				
1998 ccm					2,00	931 P				
62 kW (84 PS)					3,00	947 EX Cr				
<b>T4 2.5i</b>	90-03					<b>795080-25-4</b>	-	81,25	-	-
Eng. AAF / AEU						<b>795080-50-4</b>	-	81,50	-	-
2461 ccm										
81 kW (110 PS)										



MODEL / ENGINE

YEAR

Dia.  
CYL

SM-REF



SM-REF.

Piston  
Dia.











SM-REF.



SM-REF.

**VOLKSWAGEN**

<b>Bora / Variant 1.8 T</b>	00-	<b>81,01</b> 4	32,7	20		<b>795074-00-4</b>	<b>805019-00-1</b>	81,01	-	-
<b>Bora 1.8 T</b>	00-05		-	x	1,50	910 IF Cr S	AK			
<b>Golf IV 1.8</b>	97-05		-	59	1,75	931 P				
<b>Golf VI Variant 1.8 T</b>	00-06		-1,5		2,00	3PC Nit				
<b>Jetta IV 1.8 T 20V</b>	99-05		53,7							
<b>New Beetle 1.8 T</b>	99-10					<b>795074-50-4</b>	<b>805019-50-1</b>	81,51	-	-
<b>Passat 1.8 T</b>	96-98									
<b>Passat 1.8 T</b>	99-									
<b>Passat 1.8 T Syncro</b>	96-00					<b>795069-00-4</b>	-	81,00	-	-
<b>Passat Variant 1.8 4motion</b>	98-99				1,50	910 IF Cr S				
<b>Passat Variant 1.8 T</b>	97-98				1,75	931 P				
<b>Sharan 1.8 T 20V</b>	97-10				2,00	947 Cr*				
Eng. AEB / AGU / AJH / ANB / APH Eng. APU / AQA / ARZ / AVC Eng. AWC / AWD 1781 ccm 110-112 kW (150-152 PS)										
<b>Bora 1.6i</b>	00-05	<b>81,00</b> 4				<b>795085-00-4</b>	-	81,00	-	-
<b>Caddy 1.6</b>	04-10				1,00	910 Nit S				
<b>Caddy Maxi 1.6i</b>	07-10				1,20	931 P				
<b>Golf 1.6i</b>	00-08				2,00	3PC Nit				
<b>Golf 1.6 SRE</b>	08-12									
<b>Golf Plus 1.6 SRE</b>	07-08									
<b>Jetta 1.6i</b>	05-10									
<b>New Beetle 1.6i</b>	00-10									
<b>Passat 1.6i</b>	97-10									
<b>Touran 1.6i</b>	03-10									
Eng. ALZ / ANA / AVU / AYD / BFQ Eng. BFS / BGU / BSE / BSF / CCSA 1598 ccm 74-75 kW (101-102 PS)										
<b>Passat / Santana</b>	84-88	<b>81,00</b> 5				<b>795038-00-5</b>	-	81,00	-	-
Eng. JS 1994 ccm 85 kW (116 PS)					1,50	910 IF Cr S				
					1,75	931 Fe				
<b>Passat Syncro</b>	85-88									
<b>Quantum (USA)</b>	83-					<b>795039-00-5</b>	-	81,00	-	-
Eng. JT / KX / KV 2226 ccm 73,5-100 kW (100-136 PS)					1,50	910 IF Cr S				
					1,75	931 Fe				
					3,00	3PC Cr				
<b>Golf / Vento / Passat</b>	91-	<b>81,00</b> V5 V6								
Eng. KV / AGZ / VR5/6 / AAA 2324 / 2792 ccm 100-132 kW (136-180 PS)										
<b>T4 / T4 Syncro</b>	94-	<b>81,00</b> 5				<b>795081-00-5</b>	-	81,00	-	-
Eng. AAF / ACU 2459 ccm 81 kW (110 PS)					1,75	910 IF Cr *				
					2,00	931 P				
					3,00	947 EX Cr				
<b>Corrado</b>	91-95	<b>82,00</b> V6				<b>795051-00-6</b>	-	82,00	-	-
<b>Golf III</b>	94-96				1,50	910 IF Cr S				
<b>Golf IV</b>	97				1,75	931 P				
Eng. ABV 2876 ccm 135/140 kW (184/190 PS)					3,00	947 EX CR				
						<b>795051-50-6</b>	-	82,50	-	-
						<b>795051-10-6</b>	-	83,00	-	-

 <b>MODEL / ENGINE</b>	<b>YEAR</b>	 <b>Dia.</b> <b>CYL</b>	 <b>VT</b> <b>MT</b>	 $\varnothing \times L$		 <b>SM-REF</b>	 <b>SM-REF.</b>	 <b>Piston</b> <b>Dia.</b>	 <b>SM-REF.</b>	 <b>SM-REF.</b>	
<b>VOLKSWAGEN</b>											
<b>Golf V 2.0 GTI</b>	04-09	<b>82,50</b> 4				<b>795043-00-4</b>	-	82,50	-	-	
<b>Jetta III 2.0 TFSI</b>	05-10				1,20		910 IF S PVD				
<b>Passat 2.0 FSI</b> Eng. AXX / BPY / BWA 1984 ccm 147 kW (200 PS)	05-10				1,50 2,00		931 P 947 EX Cr *				
						<b>795043-50-4</b>	-	83,00	-	-	
<b>Bora 2.0 1J</b>	98-05	<b>82,50</b> 4				<b>795052-00-2</b>	-	82,50	-	-	
<b>Caddy III 2.0</b>	06-15				1,20		910 IF Nit S				
<b>Golf GL 2.0</b>	07-08				1,50		911 IF P				
<b>Golf IV 2.0</b>	98-06				2,00		3PC Nit				
<b>Jetta III 2.0</b>	05-10										
<b>Jetta IV 2.0</b>	06-10					<b>795052-25-2</b>	-	82,75	-	-	
<b>New Beetle 2.0</b>	98-10					<b>795052-50-2</b>	-	83,00	-	-	
<b>Passat 2.0</b>	00-05										
<b>Sharan I 2.0</b>	06-10										
<b>Touran I 2.0</b>	06-09										
<b>Transporter T5 2.0</b>	03-15										
<b>Transporter T5 2.0 Bifuel</b> Eng. AEG / APK / AQY / ATM Eng. AVH / AZG / AZJ / AZM Eng. AXA / BBX / BEF / BEH Eng. BEJ / BER / BEV / BHP Eng. BHY / BSX / BZH Eng. CBPA / CBSA / CKJA 1984 ccm 37-85 kW (50-116 PS)	11-15										
<b>Passat 2.8</b>	96-05	<b>82,50</b> V6									
<b>Passat 2.8 4motion</b> Eng. AGE / AMX / APR / AQD Eng. ATX / ATQ / BBG 2771 ccm 132-142 kW (180-193 PS)	00-05										
<b>Eng. 3A</b> 1984 ccm 83 kW (113 PS)		<b>82,50</b> 4				<b>795054-00-4</b>	-	82,50	-	-	
					1,50		910 IF Cr S				
					1,50 2,00		911 IF P 3PC Cr P				
						<b>795054-50-4</b>	-	83,00	-	-	



MODEL / ENGINE

YEAR



Dia.  
CYL



VT  
MT



Ø x L



SM-REF



SM-REF.



Piston  
Dia.












SM-REF.



SM-REF.

**VOLKSWAGEN**

<b>Beetle 2.0 TSI</b>	11-	<b>82,51</b>	29,6	21		<b>795057-00-2</b>	<b>805057-00-1</b>	82,51	-	-
<b>Beetle Cabriolet 2.0 TSI</b>	11-	4	-	x	1,20	910 IF Nit S				
<b>Bora 2.0 TSI 16V</b>	08-09		-3,70/-3,70	56	1,50	911 IF P	RT			
<b>CC 2.0 TSI</b>	11-		-6,2	T	2,00	947 EX Cr *				
<b>Eos 2.0 TFSI</b>	06-15		50,1							
<b>Golf V 2.0 GTI</b>	04-09		-			<b>795057-25-2</b>	<b>805057-25-1</b>	82,76	-	-
<b>Golf V Variant 2.0</b>	07-09		MØ=50							
<b>Golf VI 2.0 GTI</b>	09-13		-			<b>795057-50-2</b>	<b>805057-50-1</b>	83,01	-	-
<b>Golf VI Cabriolet 2.0 GTI</b>	11-									
<b>Jetta III 2.0 TFSI</b>	05-10									
<b>Jetta IV 2.0 TSI</b>	10-									
<b>Jetta IV 2.0 Total Flex</b>	10-									
<b>Passat 2.0 FSI</b>	05-10									
<b>Passat 2.0 TSI</b>	10-14									
<b>Passat Alltrack 2.0 TSI</b>	12-14									
<b>Passat CC 2.0 TSI</b>	05-12									
<b>Passat Variant 2.0 FSI</b>	05-10									
<b>Passat Variant 2.0 TSI</b>	10-14									
<b>Scirocco 2.0 TSI</b>	08-09									
<b>Scirocco 2.0 TSI</b>	09-									
<b>Sharan 2.0 TSI</b>	10-									
<b>Tiguan 2.0 FSI 16V</b>	07-11									
<b>Tiguan 2.0 TFSI</b>	07-									
<b>Vento 2.0 TSI 16V</b>	06-									
Eng. CAWB / CBFA / CBL / CCTA										
Eng. CCTB / CCZA / CCZB / CCZC										
1984 ccm										
125-155 kW (170-211 PS)										
<b>Beetle / Cabriolet 2.0 TSI</b>	11-	<b>82,51</b>	-	23		<b>795059-00-4</b>	<b>805058-00-1</b>	82,51	-	-
<b>Bora 2.0 TSI 16V</b>	08-09	4	-	x	1,20	910 IF Nit S				
<b>CC 2.0 TSI</b>	11-		-3,70/-3,70	53	1,20	911 P	RT			
<b>Eos 2.0 TFSI</b>	06-15		-6,2	T	2,00	947 EX Cr *				
<b>Eos 2.0 TSI</b>	09-15		-	DLC						
<b>Golf V 2.0 GTI</b>	04-09		-			<b>795059-25-4</b>	<b>805058-25-1</b>	82,76	-	-
<b>Golf V Variant 2.0</b>	07-09		MØ=50							
<b>Golf VI 2.0 GTI</b>	09-13		-			<b>795059-50-4</b>	<b>805058-50-1</b>	83,01	-	-
<b>Golf VI Cabriolet 2.0 GTI</b>	11-									
<b>Golf VI Variant 2.0 TSI</b>	09-13									
<b>Jetta III 2.0 TFSI</b>	05-10									
<b>Jetta IV 2.0 TSI</b>	10-				1,20	<b>795006-00-4</b>	-	82,50	-	-
<b>Jetta IV 2.0 Total Flex</b>	10-				1,20	910 IF Nit S				
<b>Multivan V 2.0 TSI</b>	11-				1,20	911 P				
<b>Multivan VI 2.0 TSI</b>	15-				2,00	3PC Nit				
<b>Passat 2.0 FSI</b>	05-10									
<b>Passat TSI</b>	10-14					<b>795006-50-4</b>	-	83,00	-	-
<b>Passat Alltrack 2.0 TSI</b>	12-14									
<b>Passat CC 2.0 TSI</b>	08-12									
<b>Passat Variant 2.0 FSI</b>	05-10									
<b>Passat Variant 2.0 TSI</b>	10-14									
<b>Scirocco 2.0 TSI</b>	08-09									
<b>Scirocco 2.0 TSI</b>	09-									
<b>Sharan 2.0 TSI</b>	10-									
<b>Tiguan 2.0 FSI 16V</b>	07-11									
<b>Tiguan 2.0 TFSI</b>	07-									
<b>Transport V Bus / Kasten 2.0 TSI</b>	11-									
<b>Transport VI Bus / Kasten 2.0 TSI</b>	15-									
<b>Vento 2.0 TSI 16V</b>	06-									
Eng. CAWA / CAWB / CBFA / CCTA										
Eng. CCZA / CCZB / CCZC / CCZD										
Eng. CJK A / CJK B										
1984 ccm										
110-155 kW (150-211 PS)										

MODEL / ENGINE	YEAR	 Dia. CYL	 VT MT	 Ø x L		 SM-REF	 SM-REF.	 Piston Dia.	 SM-REF.	 SM-REF.
<b>VOLKSWAGEN</b>										
<b>Passat 1.8 TSI</b>	07-10	<b>82,51</b>	29,8	21		<b>795057-00-2</b>	<b>805060-00-1</b>	82,51	-	-
<b>Passat CC 1.8 TSI</b>	08-12	4	-	x	1,20	910 IF Nit S				
<b>Passat Variant 1.8 TSI</b>	07-11		-2,15/-2,15	53	1,50	911 IF P	RT			
Eng. BZB / CGYA			-	T	2,00	947 EX Cr *				
1798 ccm			55,98							
118 kW (160 PS)			-			<b>795057-25-2</b>	<b>805060-25-1</b>	82,76	-	-
			-							
<b>CC 1.8 TSI</b>	11-13		-			<b>795057-50-2</b>	<b>805060-50-1</b>	83,01	-	-
<b>Tiguan 1.8 T 16V</b>	09-									
Eng. CEA / CEEA										
1800 ccm										
118 kW (160 PS)										
<b>CC 1.8 TSI</b>	11-	<b>82,51</b>	29,8	23		<b>795059-00-4</b>	<b>805059-00-1</b>	82,51	-	-
<b>Golf VI 1.8 TSI</b>	09-11	4	-	x	1,20	910 IF Nit S				
<b>Passat 1.8 TSI</b>	10-14		-2,15/-2,15	51	1,20	911 P	RT			
<b>Passat 1.8 TSI</b>	07-10		-	T	2,00	947 EX Cr *				
<b>Passat Alltrack 1.8 TSI</b>	12-14		55,98	DLC						
<b>Passat CC 1.8 TSI</b>	08-12		-			<b>795059-25-4</b>	<b>805059-25-1</b>	82,76	-	-
<b>Passat Variant 1.8 TSI</b>	10-14		-							
<b>Passat Variant 1.8 TSI</b>	07-11		-							
<b>Sharan 1.8 TSI</b>	11-					<b>795059-50-4</b>	<b>805059-50-1</b>	83,01	-	-
Eng. CDAA / CDAB										
1798 ccm										
112-118 kW (152-160 PS)						<b>795006-00-4</b>	-	82,50	-	-
					1,20	910 IF Nit S				
					1,20	911 P				
					2,00	3PC Nit				
						<b>795006-50-4</b>	-	83,00	-	-
<b>Atlas 2.0 TSI</b>	17-	<b>82,51</b>	29,6	23		<b>795065-00-4</b>	<b>805067-00-1</b>	82,51	-	-
<b>Beetle 2.0 TSI</b>	13-16	4	-	x	1,20	910 IF PVD S				
<b>Beetle Cabriolet 2.0 TSI</b>	12-19		-3,72/-3,72	51	1,20	931 P	RT			
<b>Golf VI 2.0 TSI</b>	13-16		-6,2	T	2,00	3PC PVD				
<b>Golf VII 2.0 GTI</b>	13-		50,1	DLC						
<b>Jetta IV 2.0 TSI</b>	12-17		-			<b>795065-50-4</b>	<b>805067-50-1</b>	83,01	-	-
<b>Passat 2.0 TSI</b>	15-		MØ=50							
<b>Passat Variant 2.0 TSI</b>	14-		-							
<b>Passat Alltrack 2.0 TSI</b>	15-									
<b>Scirocco 2.0 TSI</b>	13-17									
<b>Sharan 2.0 TSI</b>	15-									
<b>Tiguan 2.0 TSI</b>	16-									
Eng. CHHA / CNTA / CPLA / CPPA										
Eng. CULC / CXDA / DCGA / DEDA										
Eng. CHHB Euro 6										
1984 ccm										
155-175 kW (211-238 PS)										
<b>Arteon 2.0 TSI</b>	17-20	<b>82,51</b>	29,6	23		<b>795065-00-4</b>	<b>805068-00-1</b>	82,51	-	-
<b>Arteon 2.0 TSI</b>	18-	4	-	x	1,20	910 IF PVD S				
<b>Arteon Shoot. Brake 2.0 TSI</b>	20-		-0,8/-0,8	51	1,20	931 P	RT			
<b>Golf VII 2.0 R</b>	13-		-6,2	T	2,00	3PC PVD				
<b>Golf VII Variant 2.0 R</b>	15-17		50,1	DLC						
<b>Passat Variant 2.0 TSI</b>	18-		-			<b>795065-50-4</b>	<b>805068-50-1</b>	83,01	-	-
<b>Passat B8 2.0 TSI</b>	18-		MØ=58							
<b>T-Roc 2.0</b>	19-		-							
Eng. DJHC / DLRA / DLRB										
Eng. DJJA / DNUA / DNUE Euro 6										
1984 ccm										
200-221 kW (272-300 PS)										



MODEL / ENGINE

YEAR

Dia.  
CYLVT  
MT

Ø x L



SM-REF



SM-REF.

Piston  
Dia.











SM-REF.



SM-REF.

**VOLKSWAGEN**

<b>Beetle 1.8 TSI</b>	18-	<b>82,50</b>				<b>795065-00-4</b>	-	82,50	-	-
<b>CC 1.8 TSI</b>	11-	4			1,20	910 IF PVD S				
<b>Golf VI 1.8 TSI</b>	09-11				1,20	931 P				
<b>Golf VII 1.8 TSI</b>	13-				2,00	3PC PVD				
<b>Golf Alltrack VII 1.8 TSI</b>	14-									
<b>Golf VII Variant 1.8 TSI</b>	16-					<b>795065-50-4</b>	-	83,00	-	-
<b>Jetta IV 1.8 TSI</b>	14-									
<b>Passat 1.8 TFSI</b>	09-14									
<b>Passat 1.8 TSI</b>	07-14									
<b>Passat CC 1.8 TSI</b>	08-12									
<b>Passat Alltrack 1.8 TSI</b>	12-14									
<b>Polo 1.8 GTI</b>	14-									
<b>Sharan 1.8 TSI</b>	11-									
<b>Touran 1.8 TSI</b>	15-									
Eng. CPKA / CPRA / CXBA										
Eng. CXBB / DAJA / DAJB										
Eng. CJSА / CJSB / CJSC Euro 6										
1798 ccm										
112-141 kW (152-192 PS)										
<b>Amarok 2.0 TSI</b>	10-16									
<b>Beetle 2.0 TSI</b>	11-16									
<b>Bora 2.0 TSI 16V</b>	08-09									
<b>Caravelle VI 2.0 TSI</b>	15-									
<b>CC 2.0 TSI</b>	11-16									
<b>EOS 2.0 TFSI</b>	06-15									
<b>EOS 2.0 TSI</b>	09-15									
<b>Golf V 2.0</b>	07-09									
<b>Golf V 2.0 GTI</b>	04-09									
<b>Golf VI 2.0 GTI</b>	09-16									
<b>Golf VI 2.0 TSI</b>	09-13									
<b>Golf VII 2.0 GTI</b>	13-									
<b>Golf VII 2.0 GTI Clubsport</b>	16-									
<b>Golf VII 2.0 R</b>	13-									
<b>Jetta III 2.0 TFSI</b>	05-10									
<b>Jetta IV 2.0 TSI</b>	10-									
<b>Multivan V 2.0 TSI</b>	12-15									
<b>Multivan V 2.0 TSI</b>	11-15									
<b>Multivan VI 2.0 TSI</b>	15-									
<b>Passat 2.0 FSI</b>	05-10									
<b>Passat 2.0 TSI</b>	10-15									
<b>Passat Alltrack 2.0 TSI</b>	12-14									
<b>Passat Alltrack 2.0 TSI</b>	18-									
<b>Passat CC 2.0 TSI</b>	08-12									
<b>Scirocco 2.0 TSI</b>	08-17									
<b>Sharan 2.0 TSI</b>	10-									
<b>Tiguan 2.0 FSI 16V</b>	07-11									
<b>Tiguan 2.0 TFSI</b>	07-18									
<b>Tiguan TSI 4motion</b>	11-18									
<b>Transporter V 2.0 TSI</b>	12-15									
<b>Transporter VI 2.0 TSI</b>	15-									
<b>Transporter VI Bus 2.0 TSI</b>	15-									
<b>Vento 2.0 TSI 16V</b>	06-									
Eng. CAWA / CAWB / CBFA / CCTA										
Eng. CCZA / CCZB / CCZC / CCZD										
Eng. CFPА / CHHA / CJKA / CJKB										
Eng. CNTC / DJHC										
Eng. DJJA Euro 6										
1984 ccm										
110-221 kW (150-310 PS)										

 <b>MODEL / ENGINE</b>	<b>YEAR</b>	 <b>Dia.</b> <b>CYL</b>	 <b>VT</b> <b>MT</b>	 <b>Ø x L</b>		 <b>SM-REF</b>	 <b>SM-REF.</b>	 <b>Piston</b> <b>Dia.</b>	 <b>SM-REF.</b>	 <b>SM-REF.</b>
<b>VOLKSWAGEN</b>										
<b>Golf VII 2.0 GTI Clubsport</b>	16-17	<b>82,51</b>				<b>795059-00-4</b>	-	82,51	-	-
<b>Golf VII 2.0 GTI Clubsport S</b>	16-	4			1,20	910 IF Nit S				
<b>Golf VII 2.0 R 306S</b>	16-				1,20	911 P				
<b>Golf VII 2.0 R</b>	13-				2,00	947 EX Cr *				
<b>Passat AllTrack 2.0 TSI</b>	18-									
<b>Passat B8 2.0 TSI</b>	15-					<b>795059-25-4</b>	-	82,76	-	-
<b>Passat B8 Var. 2.0 TSI</b>	15-					<b>795059-50-4</b>	-	83,01	-	-
Eng. CJXB / CJXC / CJXD / CJXE										
Eng. CJXG / DJHA										
Euro 6										
Eng. CJXA / CYFB / DJHB			29,6	23	1,20	<sup>*NEW*</sup> <b>795065-00-4</b>	<sup>*NEW*</sup> <b>805068-00-1</b>	82,51	-	-
1984 ccm			-	x	1,20	910 IF PVD S				
195-265 kW (272-360 PS)			-0,8/-0,8	51	1,20	931 P	RT			
			-6,2	T	2,00	3PC PVD				
			50,1	DLC		<sup>*NEW*</sup> <b>795065-50-4</b>	<sup>*NEW*</sup> <b>805068-50-1</b>	83,01	-	-
			-							
			MØ=58							
			-							
<b>Golf 1.8 TSI 16V</b>	09-11	<b>82,50</b>				<b>795067-00-4</b>	-	82,50	-	-
<b>Passat 1.8 FSI 16V</b>	08-10	4			1,00	910 IF Nit S				
<b>Passat 1.8 TSI 16V</b>	10-				1,20	931				
<b>Passat CC 1.8 TSI</b>	09-12				1,50	3PC Nit				
<b>Sharan 1.8 TFSI</b>	12-									
Eng. CDAA										
1798 ccm										
118 kW (160 PS)										
<b>181 1.5</b>	69-70	<b>83,00</b>				<b>795008-00-4</b>	-	83,00	-	-
<b>Käfer 1500 1.5</b>	66-73	4			2,00	910 P				
<b>Karmann Ghia 1500</b>	66-69				2,00	931 P				
<b>1500 / 1600</b>	61-73				4,00	3PC Cr P				
Eng. H / K										
1493 ccm						<b>795008-10-4</b>	-	84,00	-	-
32-33 kW (44-45 PS)										
<b>Phaeton</b>	02-	<b>84,00</b>				<b>795094-00-6</b>	-	84,00	-	-
<b>Touareg</b>	02-06	V6			1,20	910 IF Nit S				
<b>Multivan V</b>	03-				1,50	931 P				
<b>Transporter V</b>	03-				2,00	3PC Cr				
<b>Golf IV / R32</b>	02-05									
<b>Eos</b>	06-									
<b>Golf V / R32</b>	05-									
Eng. AXJ / AYT / BKL / BRK										
Eng. AZZ / BAA / BKJ / BMV										
Eng. BMX / BDL / BKK / CFLA										
Eng. BFH / BML / BPF / BUB										
Eng. CBR / CBRA										
3189 ccm										
162-184 kW (220-250 PS)										
<b>Touareg 4.2 V8</b>	03-	<b>84,50</b>				<b>795095-00-4</b>	-	84,50	-	-
<b>Phaeton 4.2 V8 4motion</b>		V8			1,20	910 IF Nit S				
Eng. AXQ / BGH / BGJ / BHX					1,50	931 P				
4172 ccm					3,00	947 Nit S				
228-246 kW (310-335 PS)										



MODEL / ENGINE

YEAR



Dia.  
CYL



VT  
MT



Ø x L



SM-REF



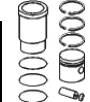
SM-REF.



Piston  
Dia.



SM-REF.



SM-REF.

**VOLKSWAGEN**

**Touareg II 3.0 TSI**

Eng. CGEA / CGFA  
2995 ccm  
245 kW (333 PS)

10-

**84,50**  
6

1,20  
1,50  
2,00

**795091-00-2**  
910 IF Nit S  
931 P  
947 EX Nit S

-

84,50

-

-

**Touareg II 4.2 FSI**

Eng. CGNA  
4134 ccm  
265 kW (360 PS)

11-

**84,50**  
8

**Touareg 4.2 V8 FSI**

Eng. BAR  
4163 ccm  
257 kW (350 PS)

06-10

**LT 28 / 31 / 35 / 40**

Eng. CH  
1984 ccm  
55-92 kW (75-125 PS)

75-82

**86,50**  
4

2,00  
2,50  
5,00

**795027-00-4**  
910 Cr \*  
931 P  
947 EX

-

86,50

-

-

**T2**

Eng. AP  
1795 ccm  
50 kW (68 PS)

73-75

**93,00**  
4

2,00  
2,00  
4,00

**795031-00-4**  
911 P  
930 P  
947 EX Cr

-

93,00

-

-

**412 / 914 (VW-Porsche)  
(USA)**

Eng. AT  
1795 ccm  
55 kW (75 PS)

73-74

**795031-10-4**

-

84,00

-

-





MODEL / ENGINE

YEAR

Dia.  
CYL

Ø x L



SM-REF



SM-REF.

Piston  
Dia.

SM-REF.



SM-REF.

**VOLKSWAGEN  
DIESEL****Eng. MN**Polo  
1272 ccm  
33 kW (45 PS)

86-90

**75,00**  
41,75  
2,00  
3,00**795044-00-4**  
910 IF Cr S  
911 P  
946 EX P

-

75,00

-

-

**Eng. 1W**Polo  
1398 ccm  
35 kW (48 PS)

90-94

**795044-50-4**

\*NEW\*

-

75,50

-

-

**Eng. CR / CS / JK  
Eng. ME / JP**Golf / Jetta  
Passat  
T2  
Santana  
Caddy  
1588 ccm  
37-40 kW (50-54 PS)80-84  
80-88  
88-89  
82-88  
82-90**76,51**  
441,7  
-  
-1,6  
71,724  
x  
641,75  
2,00  
3,00**795018-00-4**  
910 Cr \*  
911 IF U  
947 EX Cr**805010-00-1**  
RT

76,51

**955010-4**  
A=79,5  
L=145  
H=4,7  
C=81,5  
semi

-

**Eng. CP / DW**LT 31D / 33 / 35 / 40 / 45  
2387 ccm  
55-57 kW (75-78 PS)

79-92

**76,51**  
641,45  
-  
-1,6  
71,71,75  
2,00  
3,00**795018-50-4**  
**795018-10-4****805012-50-1**  
**805012-10-1**  
RT77,01  
77,51

-

-

**Eng. 1V / CY / MF / JR  
Eng. JX / RA / SB**Golf / Jetta / Passat  
Santana  
1588 ccm  
44-59 kW (60-80 PS)

81-93

**76,51**  
441,7  
-  
-1,6  
71,724  
x  
64  
T1,75  
2,00  
3,00**795018-00-4**  
910 Cr \*  
911 IF U  
947 EX Cr**805076-00-1**  
RT / HA / AK

76,51

**955010-4**  
A=79,5  
L=145  
H=4,7  
C=81,5  
semi

-

**Eng. DV**LT 45 / 50 / 55  
2384 ccm  
75 kW (102 PS)

82-91

**76,51**  
641,45  
-  
-1,6  
71,724  
x  
64  
T**795018-50-4**  
**795018-10-4****805077-50-1**  
**805077-10-1**  
RT / HA / AK77,01  
77,51

-

-

41,7  
-  
-1,6  
71,7**795018-50-4**  
**795018-10-4****805076-50-1**  
**805076-10-1**  
RT / HA / AK77,01  
77,51

-

-



MODEL / ENGINE

YEAR

Dia.  
CYL

Ø x L



SM-REF



SM-REF.

Piston  
Dia.

SM-REF.



SM-REF.

**VOLKSWAGEN  
DIESEL****Eng. CK**Passat  
Industrial engine  
Golf / Passat  
1470 ccm  
37 kW (50 PS)78-80  
76-80**76,51**  
444,9  
-  
-  
-1,8  
76,922  
x  
651,75  
2,00  
3,00**795018-00-4**  
910 Cr \*  
911 IF U  
947 EX Cr**805070-00-1**  
RT

76,51

**955070-4**  
A=79,5  
L=145  
H=4,7  
C=81,5  
semi

-

**795018-50-4****805070-50-1**

77,01

-

**795018-10-4****805070-10-1**

77,51

-

**Eng. 1V / RA / SB**Golf / Jetta  
Passat  
1588 ccm  
44-59 kW (60-80 PS)89-92  
88-93**76,51**  
41,75  
2,00  
3,00**795060-00-2**  
910 Cr \*  
911 IF U Cr  
947 EX Cr

-

76,51

-

-

**795060-50-2**

-

77,01

-

**Eng. CY / MF / JR / JX**Golf / Jetta / Passat  
Santana  
245 / 247 / 251 / 253 / 255  
Rabbit (USA)  
Typ 2  
1588 ccm  
51 kW (70 PS)81-91  
84-92**76,51**1,75  
2,00  
3,00**795084-00-1**  
910 Cr \*  
911 IF U Cr  
947 EX Cr

-

76,51

-

-

**795084-50-1**

-

77,01

-

**Eng. DV**

LT 28 / 31/ 35/ 40/ 45/ 50 /55

82-91

**76,51**  
6**Eng. ACL**LT 35  
2384 ccm  
75 kW (102 PS)

92-

**Eng. AKN**Passat 2.5 TDI  
2496 ccm  
110 kW (150 PS)

99-03

**78,30**  
61,75  
2,00  
3,00**795086-00-6**  
910 Cr S  
911 IF U P  
947 EX Cr

-

78,30

-

-

**Eng. CUTA / CYZA / CYZB**Polo 1.4 TDI  
1422 ccm  
55-77 kW (75-105 PS)

14-

**79,50**  
31,75  
2,00  
2,00**795022-00-4**  
910 CCL \*  
911 IF U  
947 EX Cr \*

-

79,50

-

-

**Eng. CLHA / CRKB**Golf VII 1.6 TDI  
Golf VII 1.6 TDI 4motion  
Touran 1.6 TDI  
1598 ccm  
77-81 kW (105-110 PS)12-  
12-  
15-16**79,50**  
4



MODEL / ENGINE

YEAR

Dia.  
CYLVT  
MT

Ø x L



SM-REF



SM-REF.



Piston

Dia.



SM-REF.



SM-REF.

**VOLKSWAGEN  
DIESEL**

Eng. AEF / AGD / AGP  
 Eng. AGR / AHG / AJM  
 Eng. ANU / ARL / ASV  
 Eng. ASX / ASY / ASZ  
 Eng. ATD / ATJ / AUJ  
 Eng. AVB / AVF / AWX  
 Eng. AVQ / AXB / AXC  
 Eng. AXR / AYQ / BJB  
 Eng. BKC / BLT / BRR  
 Eng. BRS / BRU  
 Golf / Caddy / Polo / Passat  
 Bora / Sharan / Passat  
 New Beetle / Transporter  
 Multivan  
 1896 ccm  
 47-110 kW (64-150 PS)

94-

79,50  
41,75  
2,00  
3,00

795078-00-1  
 910 Cr S  
 911 IF U Cr  
 947 EX Cr

-

79,50

-

-

Eng. AMF / ATL / BAY  
 Lupo / Polo 1.4  
 1422 ccm  
 55 kW (75 PS)

99-

79,50  
31,75  
2,00  
3,00

795048-00-1  
 910 Cr S  
 911 IF U  
 947 EX Cr

-

79,50

-

-

Eng. 1X / 1Y / 1Z / AAZ  
 ABL / AEY / AFN / AHF  
 AHU / AHH / ALE / ALH  
 Golf / Passat / Polo / Vento  
 Sharan / T4 / Bora / Jetta / Beetle  
 1896 ccm  
 44-81 kW (60-110 PS)

90-

79,50  
41,75  
2,00  
3,00

795048-50-1  
 795048-10-1

-

80,00

-

-

Eng. AEF / AGD / AGR  
 Eng. AGH / AJM / ANU  
 Eng. ARL / ASV / ASX  
 Eng. ASY / ASZ / ATD  
 Eng. ATJ / AUJ / AVB  
 Eng. AVF / AWX / AVQ  
 Eng. AXB / AXC / AXR  
 Eng. AYQ / BJB / BKC  
 Eng. BLT / BRR / BRS  
 Eng. BRU  
 Golf / Polo / Caddy / Sharan  
 Bora / Passat / Polo / Touran  
 New Beetle / Transporter / Multiv.  
 1896 ccm  
 47-110 kW (64-150 PS)

97-

79,50  
51,75  
2,00  
3,00

795045-00-4  
 910 Cr S  
 911 IF U  
 947 EX Cr  
 795045-50-4  
 795045-10-4

-

79,50

-

-

Eng. AKU  
 Lupo / Polo  
 1716 ccm  
 44 kW (60 PS)

98-

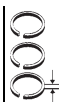
Eng. AJA  
 T4 / California  
 2370 ccm  
 55 kW (75 PS)

97-03



MODEL / ENGINE

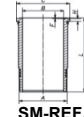
YEAR

Dia.  
CYL

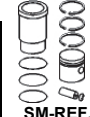
SM-REF



SM-REF.

Piston  
Dia.

SM-REF.



SM-REF.

**VOLKSWAGEN  
DIESEL****Eng. AGP / ANC / AQM**

Bora 1.9 SDI

Caddy II 1.9 SDI

Golf IV 1.9 SDI

Polo 1.9 SDI

1896 ccm

47-50 kW (64-68 PS)

98-05  
95-04  
97-06  
99-01**79,51**  
4  
-  
-  
60,7  
-  
MØ=38  
-39,8  
-  
-1/-1  
-17,75  
60,7  
-  
MØ=38  
-24  
x  
59  
-  
-  
-1,75  
2,00  
3,00**795048-00-1**  
910 Cr S  
911 IF U  
947 EX Cr  
**795048-50-1**  
**795048-10-1****805024-00-1**  
for Cyl. 1 & 2  
RT  
**805024-50-1**  
for Cyl. 1 & 279,51  
-  
-  
80,01

-

-

39,8  
-  
-1/-1  
-17,75  
60,7  
-  
MØ=38  
-24  
x  
591,75  
2,00  
3,00**795048-00-1**  
910 Cr S  
911 IF U  
947 EX Cr  
**795048-50-1**  
**795048-10-1****805025-00-1**  
for Cyl. 3 & 4  
RT  
**805025-50-1**  
for Cyl. 3 & 479,51  
-  
-  
80,01

-

-

1,75  
2,00  
3,00**795045-00-4**  
910 Cr S  
911 IF U  
947 EX Cr-  
-  
-

79,51

-

-

**795045-50-4**

-

80,01

-

-

**795045-10-4**

-

80,51

-

-

**Eng. KY**

T2

1715 ccm

42 kW (57 PS)

86-92

**79,51**  
441,7  
-  
-  
-1,6  
71,724  
x  
641,75  
2,00  
3,00**795048-00-1**  
910 Cr S  
911 IF U  
947 EX Cr  
**795048-50-1**  
**795048-10-1****805007-00-1**  
RT  
**805007-50-1**  
**805007-10-1**79,51  
-  
-  
80,01  
80,51

-

-

1,75  
2,00  
3,00**795045-00-4**  
910 Cr S  
911 IF U  
947 EX Cr-  
-  
-

79,51

-

-

**795045-50-4**

-

80,01

-

-

**795045-10-4**

-

80,51

-

-



MODEL / ENGINE

YEAR



Dia.  
CYL



VT  
MT



Ø x L



SM-REF



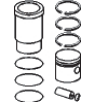
SM-REF.



Piston  
Dia.



SM-REF.



SM-REF.

**VOLKSWAGEN  
DIESEL**

**Eng. AAZ**

Golf / Vento  
Passat

**Eng. ABL**

T4  
1896 ccm  
50-55 kW (68-75 PS)

91-

79,51  
4

45,65  
-

26  
x  
66

1,75  
2,00  
3,00

**795048-00-1**  
910 Cr S  
911 IF U  
947 EX Cr

**805008-00-1**  
RT / HA / AK

79,51

**955008-4**  
A=82,5  
L=152  
H=4,7  
C=88,5  
semi

-

92-

71,7

-1,9  
71,7

26

1,75  
2,00  
3,00

**795048-50-1**  
**795048-10-1**

**805008-50-1**  
**805008-10-1**

80,01  
80,51

80,01

-

1,75  
2,00  
3,00

**795045-00-4**  
910 Cr S  
911 IF U  
947 EX Cr

-

79,51

-

-

**795045-50-4**

-

80,01

-

-

**795045-10-4**

-

80,51

-

-

**Eng. 1X**

Passat  
T4

**Eng. 1Y / AEF**

Golf / Vento  
Passat  
Caddy  
Polo  
1896 ccm  
44-50 kW (60-68 PS)

89-  
90-

79,51  
4

39,65  
-

24  
x  
64  
T

1,75  
2,00  
3,00

**795048-00-1**  
910 Cr S  
911 IF U  
947 EX Cr

**805009-00-1**  
RT / AK

79,51

**955008-4**  
A=82,5  
L=152  
H=4,7  
C=88,5  
semi

-

91-  
89-93

65,65

-1,9  
65,65

24

1,75  
2,00  
3,00

**795048-50-1**  
**795048-10-1**

**805009-50-1**  
**805009-10-1**

80,01  
80,51

-

-

95-  
94-96

39,4  
-

-

24

1,75  
2,00  
3,00

**795048-50-1**  
**795048-10-1**

**805009-50-1**  
**805009-10-1**

80,01  
80,51

-

-

**Eng. AAB**

T4  
T4-Syncro  
2370 ccm  
57 kW (78 PS)

90-  
92-

79,51  
5

65,65

24

1,75  
2,00  
3,00

**795045-00-4**  
910 Cr S  
911 IF U  
947 EX Cr

-

79,51

-

-

**795045-50-4**

-

80,01

-

-

**795045-10-4**

-

80,51

-

-



MODEL / ENGINE

YEAR

Dia.  
CYLVT  
MT

Ø x L



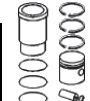
SM-REF



SM-REF.

Piston  
Dia.

SM-REF.



SM-REF.

**VOLKSWAGEN  
DIESEL****Eng. 1Z / AVG**

Passat / Golf III

Caddy / Sharan

Vento

**Eng. AFN / AHH / AHU**

Passat / Golf III / IV

Polo / Sharan

Vento

**Eng. AGR / AHF****Eng. ALE / ALH**

Golf IV

Polo

Bora

1896 ccm

66/81 kW (90/110 PS)

79,51

45,8

26

1,75

2,00

3,00

1,75

2,00

3,00

1,75

2,00

3,00

1,75

2,00

3,00

1,75

2,00

3,00

1,75

2,00

3,00

1,75

2,00

3,00

1,75

2,00

3,00

1,75

2,00

3,00

1,75

2,00

3,00

1,75

2,00

3,00

1,75

2,00

3,00

1,75

2,00

3,00

1,75

2,00

3,00

1,75

2,00

3,00

1,75

2,00

3,00

1,75

2,00

3,00

1,75

2,00

3,00

1,75

2,00

3,00

1,75

2,00

3,00

1,75

2,00

3,00

1,75

2,00

3,00

1,75

2,00

3,00

1,75

2,00

3,00

1,75

2,00

3,00

1,75

2,00

3,00

1,75

2,00

3,00

1,75

2,00

3,00

1,75

2,00

3,00

1,75

2,00

3,00

1,75

2,00

3,00

1,75

2,00

3,00

1,75

2,00

3,00

1,75

2,00

3,00

1,75

2,00

3,00

1,75

2,00

3,00

1,75

2,00

3,00

1,75

2,00

3,00

1,75

2,00

3,00

1,75

2,00

3,00

1,75

2,00

3,00

1,75

2,00

3,00

1,75

2,00

3,00

1,75

2,00

3,00

1,75

2,00

3,00

1,75

2,00

3,00

1,75

2,00

3,00

1,75

2,00

3,00

1,75

2,00

3,00

1,75

2,00

3,00

1,75

2,00

3,00

1,75

2,00

3,00

1,75

2,00

3,00

1,75

2,00

3,00

1,75

2,00

3,00

1,75

2,00

3,00

1,75

2,00

3,00

1,75

2,00

3,00

1,75

2,00

3,00

1,75

2,00

3,00

1,75

2,00

3,00

1,75

2,00

3,00

1,75

2,00

3,00

1,75

2,00

3,00

1,75

2,00

3,00

1,75

2,00

3,00

1,75

2,00

3,00

1,75

2,00

3,00

1,75

2,00

3,00

1,75

2,00

3,00

1,75

2,00

3,00

1,75

2,00

3,00

1,75

2,00

3,00

1,75

2,00

3,00

1,75

2,00

3,00

1,75

2,00

3,00

1,75

2,00

3,00

1,75

2,00

3,00

1,75

2,00

3,00

1,75

2,00

3,00

1,75

2,00

3,00

1,75

2,00

3,00

1,75

2,00

3,00

1,75

2,00

3,00

1,75

2,00

3,00

1,75

2,00

3,00

1,75

2,00

3,00

1,75

2,00

3,00

1,75

2,00

3,00

1,75

2,00

3,00

1,75

2,00

3,00

1,75

2,00

3,00

1,75

2,00

3,00

1,75

2,00

3,00

1,75

2,00

3,00

1,75

2,00

3,00

1,75

2,00

3,00

1,75

2,00

3,00

1,75

2,00

3,00

1,75

2,00

3,00

1,75

2,00

3,00

1,75

2,00

3,00

1,75

2,00

3,00

1,75

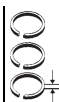


MODEL / ENGINE

YEAR

Dia.  
CYL

Ø x L



SM-REF



SM-REF.



Piston

Dia.



SM-REF.



SM-REF.

**VOLKSWAGEN  
DIESEL****Eng. AMF / BAY**

Polo 1.4 TDI

Lupo 1.4 TDI

1422 ccm

55 kW (75 PS)

99-05

**79,51**

3

45,8

-

-1,1

-17,6

69,8

-

MØ=37,90

-

26

x

63

T

1,75

2,00

3,00

**795048-00-1**

910 Cr S

911 IF U

947 EX Cr

**795048-50-1****795048-10-1****805039-00-1**

for Cyl. 1 &amp; 2

RT

**805039-50-1**

for Cyl. 1 &amp; 2

-

79,51

80,01

80,51

79,51

80,01

80,51

79,51

80,01

80,51

**Eng. BNV / BMS****Eng. BNM / BWB**

Fox 1.4 TDI

Polo 1.4 TDI

1422 ccm

51-59 kW (69-80 PS)

05-

05-09

45,8

-

-1,1

-17,6

69,8

-

MØ=37,90

-

26

x

63

T

1,75

2,00

3,00

**795048-00-1**

910 Cr S

911 IF U

947 EX Cr

**795048-50-1****795048-10-1****805040-00-1**

for Cyl. 3

RT

**805040-00-1**

for Cyl. 3

-

**795045-00-4**

910 Cr S

911 IF U

947 EX Cr

**795045-50-4****795045-10-4**

-

-

-

79,51

80,01

80,51

79,51

80,01

80,51

**Eng. AMF / BAY / BMS****Eng. BNM / BNV / BWB**

Fox 1.4 TDI

Lupo 1.4 TDI

Polo 1.4 TDI

1422 ccm

51-59 kW (70-80 PS)

05-09

99-05

99-09

**79,50**

3

1,75

2,00

3,00

**795020-00-4**

910 CCL \*

911 IF U

947 EX Cr

**795020-50-4**

-

-

79,50

80,00

**Eng. AHB / AHG / AKU**

Caddy II Kasten / Kombi 1.7 SDI

Lupo 1.7 SDI

Polo 1.7 SDI

1716 ccm

42-44 kW ( 57-91 PS)

96-00

98-05

97-

**79,50**

4

1,75

2,00

3,00

**795020-00-4**

910 CCL \*

911 IF U

947 EX Cr

**795020-50-4**

-

-










79,50

80,00







MODEL / ENGINE	YEAR	 Dia. CYL	 KH VT MT	 Ø x L		 SM-REF	 SM-REF.	 Piston Dia.	 SM-REF.	 SM-REF.
<b>VOLKSWAGEN DIESEL</b>										
<b>Eng. ACV / AJT</b> <b>Eng. AGX / AHD</b> California 2.5 TDI Transp.T4 2.5TDI LT 28 / 35 SDI LT 28 / 35 / 46 TDI 2461 ccm 55-110 kW (75-151 PS)	96-03 95-03 96-01 96-99	81,01 5	45,75 - -1,35 69,75	26 x 68 NB	2,50 2,00 3,00	795041-00-5	805015-00-1 for Cyl. 1 & 2 RT / HA / AK	81,01	-	-
						910 Cr *				
						911 P				
						947 EX Cr				
795041-50-5	805015-50-1 for Cyl. 1 & 2	81,51	-	-						
795041-00-5	805016-00-1 for Cyl. 3 & 4 & 5 RT / HA / AK	81,01	-	-						
795041-50-5	805016-50-1 for Cyl. 3 & 4 & 5	81,51	-	-						
<b>Eng. BPC / BPD / BPE</b> Touareg I 2.5 TDI T5 2.5 TDI 2461 ccm 120-128 kW (163-174 PS)	03-10 03-09	81,01 5	45,75 - -0,8/-0,8 -17,6 69,75 - MØ=37,9 -	26 x 66 T	2,50 2,00 3,00	795041-00-5	805071-00-1 for Cyl. 1 & 2 RT	81,01	-	-
						910 Cr *				
						911 P				
						947 EX Cr				
795041-50-5	-	81,51	-	-						
795041-00-5	805072-00-1 for Cyl. 3 & 4 & 5 RT	81,01	-	-						
795041-50-5	-	81,51	-	-						
<b>Eng. AXD / AXE</b> T5 2.5 TDI 2460 ccm 96-128 kW (131-174 PS) <b>Eng. BAC / BLJ / BLK</b> Touareg I 2.5 TDI T5 2.5 TDI 2498 ccm 120-128 kW (163-174 PS)	03-09 03-10 03-09	81,01 5	45,75 - -1,5 -18,2 69,75 - MØ=37,90 -	26 x 66 NB	2,50 2,00 3,00	795041-00-5	805050-00-1 for Cyl. 1 & 2 RT	81,01	955012-4 A=84 L=158 H=5 C=85	-
						910 Cr *				
						911 P				
						947 EX Cr				
795041-50-5	805050-50-1 for Cyl. 1 & 2	81,51	-	-						
795041-00-5	805051-00-1 for Cyl. 3 & 4 & 5	81,01	-	-						
795041-50-5	805051-50-1 for Cyl. 3 & 4 & 5 RT	81,51	-	-						
<b>Eng. BWV / BVE / BVD</b> <b>Eng. AZV / BGW / BMA</b> <b>Eng. BKD / BKP / BMM</b> <b>Eng. BMN / BMP / BMR</b> <b>Eng. BRT / BUZ</b> Caddy III Box / Estate Eos Golf Plus Golf V SDI Golf V / Variant / 4Motion Jetta III Passat Passat / Variant / 4Motion Sharan / Touran 1968 ccm 51-125 kW (70-163 PS)	04- 06- 05- 04- 03- 05- 05-06 03- 05- 03-	81,00 4			1,75 2,00 3,00	795098-00-4	-	81,00	-	-
						910 CCL *				
						911 IW U				
						947 EX Cr				
795098-25-4	-	81,25	-	-						
795098-50-4	-	81,50	-	-						



MODEL / ENGINE

YEAR

Dia.  
CYL

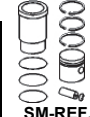
SM-REF



SM-REF.

Piston  
Dia.

SM-REF.



SM-REF.

**VOLKSWAGEN  
DIESEL****Eng. BDJ / BDK / BST**

Caddy III 2.0 SDI

Golf V 2.0 SDI

1968 ccm

51-55 kW (70-75 PS)

04-10

81,01

4

37,8

-

-0,7/-0,7

-17,35

58,3

-

MØ=38

-

22

x

60

T

1,75

2,00

3,00

**795098-00-4**

910 CCL \*

911 IW U

947 EX Cr

**795098-25-4****795098-50-4****805030-00-1**

for cylinder 1 &amp; 2

RT

-

-

81,01

-

81,26

-

81,51

-

-

81,26

-

81,51

-

-

**Eng. AZV / BDH / BDJ****Eng. BDK / BKD / BMA****Eng. BMM / BMP / BST****Eng. CAAA / CAAC / CAAD****Eng. CAAE / CBAB / CBAC****Eng. CBAC / CBDB / CBJA****Eng. CDCA / CFFA / CFFD****Eng. CFFE / CKTB / CKTC****Eng. CKUB / CLCB / CLLA****Eng. CNEA / CNFA / CNFB****Eng. CSHA**

Amarok 2.0 BitDI / 4motion

Amarok 2.0 TDI / 4motion

Beetle 2.0 TDI

Caddy III 2.0 SDI

Caddy III 2.0 TDI

Caddy IV 2.0 TDI

CC 2.0 TDI

Eos 2.0 TDI

Golf Plus 2.0 TDI

Golf V 2.0 GTD

Golf V 2.0 SDI

Golf V 2.0 TDI

Golf VI 2.0 TDI

Jetta III 2.0 TDI

Jetta IV 2.0 TDI

Passat 2.0 BlueTDI

Passat 2.0 TDI

Scirocco 2.0 TDI

Sharan 2.0 TDI

Sharan II 2.0 TDI

Tiguan 2.0 TDI

Touran I 2.0 TDI

Touran II 2.0 TDI

Crafter 2.0 TDI

T5 2.0 BitDI / TDI

1968 ccm

51-132 kW (69-180 PS )

10-

10-

11-

04-10

04-

15-

11-

06-

05-

05-

04-

03-

08-

05-10

10-

09-

05-

08-

13-

10-

07-

03-10

10-

11-

09-

81,00

4

1,75

2,00

3,00

**795019-00-4**

910 CDL \*

911 IF U Cr

947 EX Cr

-

-

81,00

-

-



MODEL / ENGINE

YEAR

Dia.  
CYLVT  
MT

Ø x L



SM-REF



SM-REF



SM-REF.

Piston  
Dia.

SM-REF.



SM-REF.

**VOLKSWAGEN  
DIESEL**

MODEL / ENGINE	YEAR	Dia. CYL	VT MT	Ø x L	SM-REF	SM-REF.	Piston Dia.	SM-REF.	SM-REF.
<b>Eng. CKFC / CRBC / CRFD</b>		<b>81,00</b>			<b>795021-00-4</b>	-	81,00	-	-
<b>Eng. CRLB / CRLD / CRMB</b>		4		1,75	910 CDL *				
<b>Eng. CRUA / CRVA / CRVC</b>				2,00	911 IF U Cr				
<b>Eng. CUNA / CUUA / CUUB</b>				2,00	947 EX Cr *				
<b>Eng. CUUC / CUUD / CUUE</b>					<b>795021-50-4</b>	-	81,50	-	-
<b>Eng. CUUF / CUVA / CUVC</b>									
<b>Eng. CVCA / CXEB / CXEC</b>									
<b>Eng. CXFA / CXGA / CXGB</b>									
<b>Eng. CXHA / CXHB / CYKA</b>									
<b>Eng. CYKB / CYKC / DASA</b>									
<b>Eng. DASB / DAUA / DAUB</b>									
<b>Eng. DAVA / DAWA / DBGA</b>									
<b>Eng. DBGB / DBGC / DCYA</b>									
<b>Eng. DDAA / DEJA / DEJB</b>									
<b>Eng. DELA / DFCA / DFEA</b>									
<b>Eng. DFEB / DFLA / DFLD</b>									
<b>Eng. DFSB / DFSC / DFSD</b>									
<b>Eng. DFSE / DFSF</b>									
Arteon 2.0 TDI	17-20								
Beetle 2.0 TDI	14-18								
Caddy Alltrack 2.0 TDI	15-								
Caddy Alltrack 2.0 TDI 4motion	15-								
Caddy IV 2.0 TDI	2015								
Caddy IV 2.0 TDI 4motion	15-								
CC 2.0 TDI	15-16								
Crafter 2.0 TDI	16-								
Crafter 2.0 TDI 4motion SY	17-								
Crafter 2.0 TDI SZ / SY	17-								
Golf Alltrack VII 2.0 TDI 4motion	14-18								
Golf Sportsvan 2.0 TDI	14-17								
Golf Van VII 2.0 TDI BlueMotion	13-17								
Golf Van VII 2.0 TDI BlueMotion 4mo.	13-17								
Golf VI 2.0 TDI	13-16								
Golf VII 2.0 GTD	13-								
Golf VII 2.0 TDI	12-								
Golf VII 2.0 TDI BlueMotion 4 motion	13-								
Jetta IV 2.0 TDI	10-								
Passat 2.0 TDI 3G2	16-17								
Passat 2.0 TDI	14-17								
Passat 2.0 TDI 4motion	14-								
Passat Alltrack 2.0 TDI 4motion	15-17								
Scirocco 2.0 TDI	13-17								
Sharan 2.0 TDI	15-								
Sharan II 2.0 TDI	11-19								
Tiguan 2.0 TDI	10-20								
Tiguan 2.0 TDI 4motion	16-20								
Tiguan Allspace 2.0 TDI 4motion	17-								
Touran 2.0 TDI	15-19								
Transporter Crafter 2.0 TDI 4motion	17-								
Transporter Crafter 2.0 TDI	16-								
Transporter Crafter 2.0 TDI RWD	16-								
Grand California Camper 2.0 TDI	19-								
Grand California Camp. 2.0 TDI 4mo.	19-								
Multivan 2.0 TDI	15-								
Multivan VI 2.0 TDI 4motion	18-								
T6 2.0 TDI	16-								
T6 2.0 TDI SGB / SGG / SGH / SGJ	16-								
T6 2.0 TDI 4motion	15-								
Transporter VI 2.0 TDI 4motion	18-								
1968 ccm									
55-140 kW (84-204 PS)									



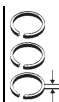


MODEL / ENGINE

YEAR

Dia.  
CYLVT  
MT

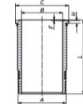
Ø x L



SM-REF



SM-REF.

Piston  
Dia.

SM-REF.



SM-REF.

**VOLKSWAGEN  
DIESEL****Eng. CBAA / CBAB**Eos 2.0 TDI 16V  
Golf 2.0 TDI 16V  
Passat CC 2.0 TDI 16V  
Passat 2.0 TDI 16V  
Tiguan 2.0 TDI 16V  
1968 ccm  
100/103 kW (136/140 PS)08-10  
08-09  
08-11  
07-10  
07-81,01  
4  
45,8  
-  
-12,7  
68,8  
-  
MØ=50,88  
-26  
x  
661,75  
2,00  
3,00795098-00-4  
910 CCL \*  
911 IW U  
947 EX Cr805027-00-1  
RT / KK81,01  
-  
-  
81,26  
81,51-  
-  
-  
-  
--  
-  
-  
-  
-**Eng. CAAA / CAAB****Eng. CAAC****Euro 5****Eng. CAAD / CAAE****Eng. CCHA / CCHB**T5 2.0 TDI  
1968 ccm  
62/75/84/103/100 kW  
(84/102/114/140/136 PS)

09-











1,75  
2,00  
3,00795080-00-4  
910 IF Cr \*  
931 P  
947 EX Cr-  
-  
-81,00  
-  
81,25  
81,50-  
-  
-  
--  
-  
-  
-**Eng. CBAC**Passat CC 2.0 Tdi 16V  
Passat 2.0 TDI 16V  
1968 ccm  
105 kW (143 PS)09-10  
08-10**Eng. CBBB**Golf 2.0 TDI 16V  
Passat CC 2.0 TDI 16V  
Passat 2.0 TDI 16V  
Scirocco 2.0 TDI 16V  
Tiguan 2.0 TDI 16V09  
08-10  
08-10  
09-  
08-09**Eng. CEGA**Jetta 2.0 FTDI 16V  
1968 ccm  
125 kW (170 PS)

08-

**Eng. CBDA / CBDB****Eng. CBEA / CJAA**Beetle 2.0 TDI 16V  
Bora 2.0 TDI 16V  
Golf Plus 2.0 TDI 16V  
Golf 2.0 TDI 16V  
Jetta 2.0 TDI 16V  
Scirocco 2.0 TDI 16V  
1968 ccm  
100-103 kW (136-140 PS)11-  
07-10  
09  
08-10  
08-10  
08-10**Eng. CBDC**Golf Plus 2.0 TDI 16V  
Golf 2.0 TDI 16V  
Passat 2.0 TDI 16V  
1968 ccm  
81 kW (110 PS)09-10  
08-11  
08-10**Eng. CDBA / CDCA**Amarok 2.0 TDI 16V  
1968 ccm  
90-120 kW (122-163 PS)

10-



 <b>MODEL / ENGINE</b>	YEAR	 <b>Dia.</b> <b>CYL</b>	 KH GL VT BU MT	 Ø x L		 <b>SM-REF</b>	 <b>SM-REF.</b>	 <b>Piston</b> <b>Dia.</b>	 <b>SM-REF.</b>	 <b>SM-REF.</b>
<b>VOLKSWAGEN DIESEL</b>  <b>Eng. CJGD / CJMA / CNRB</b> <b>Eng. CRCA / CRCD / CVVA</b> <b>Eng. CVWA</b> Tourareg Touareg 3.0 V6 TDI 2967 ccm 150-193 kW (204-262 PS)  <b>Eng. CKDA</b> Touareg 4.2 V8 TDI 4134 ccm 250 kW (340 PS)	2014 10-18  10-18	83,00 6  83,00 8			1,75 2,00 2,00	795033-00-6 910 CCL P * 911 IF U P Cr 947 EX Cr *	-	83,00	-	-
<b>Eng. 2L</b> Taro 2.4 D 2446 ccm 61 kW (83 PS)	89-97	92,00 4			2,00 2,00 4,00	799714-00-4 913 Cr S 911 Cr 947 EX Nit S  799714-50-4	-  -	92,00  92,50	-  -	-  -
<b>Eng. CG</b> LT 28 D / LT 31 D / LT 35 D 2710 ccm 48 kW (65 PS)	76-80	92,00 4			2,00 2,50 4,00	793625-00-4 910 Cr * 911 947 EX Cr	-	92,00	-	-
<b>Eng. AGK / ATA / AUH</b> LT Mk II Box / Flatb. 2.8 TDI Chassis 2.8 TDI 2799 ccm 92-116 kW (125-158 PS)  <b>Eng. BCQ</b> LT Mk II Box / Bus / Flatb. 2.8 TDI Chassis 2.8 TDI 2798 ccm 116 kW (158 PS)	97-06	93,00 4			2,50 2,00 3,00	795088-00-4 914 Cr * 911 IW U P 947 EX Cr	-	93,00	-	-
<b>VOLVO</b>  <b>66 DL 1.1</b> Eng. B 11 / B 10 E 1108 ccm 33-35 kW (45-48 PS)	75-78	70,00 4	40 - - 68 - - -	18 x 62 S	1,75 2,00 3,50	793806-00-4 910 IF Cr 931 P 947 EX P	803842-00-1  *NEW*	70,00	953842-4 A=75,15 L=135 H=94,86 C=85,80  *NEW*	813842-4  *NEW*
<b>66</b> Eng. B 13 E 1289 ccm 29-40 kW (42-57 PS)	75-78	73,00 4			1,75 2,00 4,00	793807-00-4 910 Cr * 911 P 947 EX  793807-50-4	-  -	73,00  73,50	-  -	-  -
<b>340-360 1.4</b> Eng. B 14 E / B 14 OE Eng. B 14.3 E / B 14.4 S 1397 ccm 46-53 kW (63-72 PS)	75-88	76,00 4	37,5 - - 64 -	20 x 64 S	1,75 2,00 4,00	793809-00-4 910 IF Cr * 931 P 3PC Cr P	803844-00-1  *NEW*	76,00	953844-1 A=80,25 L=134,00 H=5,50 C=90,20  *NEW*	813844-4  *NEW*





MODEL / ENGINE

YEAR



Dia.  
CYL



Ø x L



SM-REF



SM-REF.



Piston  
Dia.



SM-REF.



SM-REF.

**VOLVO**

**340 / 360 / 440 / 460 /480**

Eng. B 172 K  
Eng. B 18 KP / KPD  
Eng. B 18 E / ED / F  
Eng. F3 N-230  
Eng. B 18 KP / KPD  
Eng. F 3 N  
1721 ccm  
55-80 kW (75-109 PS)

85-

**81,00**  
4

1,75  
2,00  
3,00

**793828-00-4**  
910 IF Cr \*  
911 P  
3PC Cr

-

81,00

-

-

**S 40 / V 40 (I)**

Eng. B 5204 S  
1984 ccm  
93-105 kW (126-143 PS)

96-

**81,00**  
5

1,20  
1,75  
3,00

**795136-00-5**  
910 IF Nit S  
931 P  
3PC Cr

-

81,00

-

-

**850 2.0 Turbo  
C70 i 2.0**

Eng. B 5204 T2  
1984 ccm  
132 kW (179 PS)

93-  
97-05  
97-00

**81,00**

1,20  
1,75  
3,00

**795136-00-6**  
910 IF Nit S  
931 P  
3PC Cr

-

81,00

-

-

**960 2.5**

Eng. B 6254 G/S  
2473 ccm  
125 kW (170 PS)

95-

**81,00**  
6

**850 T5 / S 70**

Eng. B 5234 FT  
2319 ccm  
166 kW (225 PS)

93-97

**81,00**  
5

1,50  
1,75  
3,00

**795146-00-5**  
910 IF Cr S  
931 P  
3PC Cr

-

81,00

-

-

**S40 I 1.6  
V40 Estate 1.6**

Eng. B 4164 S  
1587 ccm  
80 kW (109 PS)

95-99  
95-99

**81,00**  
4

1,20  
1,50  
2,50

**795153-00-5**  
910 Nit S  
931 P  
3PC Nit

-

81,00

-

-

**S40 / V40 Estate 1.9 T4**

Eng. B 4194 T  
1855 ccm  
147 kW (200 PS)

**850 2.0 Turbo**

**850 Estate 2.0 Turbo**

**C70 I Convertible 2.0**

**C70 I Coupe 2.0**

**S70 2.0 / V70 I 2.0**

Eng. B 5204 T2  
1984 ccm  
132 kW (180 PS)

93-96  
93-97  
98-05  
97-02  
97-00

**C70 I Convertible 2.3 T-5**

**C70 I Coupe 2.3 T-5**

**S60 T5**

**S60 2.3 T5**

**S70 2.3 / T-5**

**S70 2.3 T5 AWD**

**V70 I 2.3 / AWD**

**850 2.3 T5-R / Estate**

Eng. B 5234 T3 / T4 / T5 / T7  
2319 ccm  
176-195 kW ( 239-265 PS)

98-05  
97-02  
00-10  
00-02  
96-00  
96-98  
96-00  
95-96



MODEL / ENGINE

YEAR

Dia.  
CYL

Ø x L



SM-REF



SM-REF.

Piston  
Dia.

SM-REF.



SM-REF.

**VOLVO****440 1.8 445****460 1.8 I 464**Eng. B 18 U  
1794 ccm  
66 kW (90 PS)91-96  
91-96**82,70**  
41,50  
1,75  
3,00**793840-00-4**  
910 IF Cr \*  
911 P  
3PC Cr

-

82,70

-

-

**793840-50-4**

-

83,20

-

-

**793890-00-4**

-

82,70

-

-

1,50  
1,75  
3,00910 IF Cr \*  
911 P  
947 EX Nit S**440 / 460**Eng. B 18 U  
1794 ccm  
66 kW (90 PS)

92-96

**82,70**  
41,20  
1,50  
2,50**793846-00-4**  
910 IF Nit S  
931 P  
3PC Nit

-

82,70

-

-

**440 / 460**Eng. B 20 F / F7R  
1998 ccm  
81-110 kW (110-150 PS)**850 GLE**Eng. B 5252 F  
2435 ccm  
103 kW (140 PS)

12/96-

**83,00**  
51,50  
1,75  
3,00**795110-00-1**  
910 IF Cr S  
931 P  
3PC Cr

-

83,00

-

-

**960**Eng. B 6304 F + G  
2922 ccm  
150 kW (204 PS)

90-94

**83,00**  
6**795110-25-1**

-

83,25

-

-

**850 GLE****850 GLT**Eng. B 5252 F / B 5252 F  
2435 ccm  
103-125 kW (140-170 PS)93-  
92-96**83,01**  
535,9  
0,75  
-1,43  
-  
60,65  
-  
-23  
x  
611,20  
1,75  
3,00**795137-00-5**  
910 IF Cr S  
931 P  
3PC Cr**805111-00-1**

83,01

-

-

**795137-25-5**

-

83,25

-

-

**S40i / V40i 1.8**Eng. B 4184 S  
1783 ccm  
85 kW (116 PS)

95-99

**83,00**  
41,20  
1,50  
2,50**795152-00-1**  
910 IF Nit S  
931 P  
3PC Nit

-

83,00

-

-

**S40i / S40i / V40i T 2.0**Eng. B 4204 S T  
1948 ccm  
100-118 kW (136-160 PS)

95-03

**83,00****795152-25-1**

-

83,25

-

-

**850 2.4 GLE / Estate  
C70 i 2.5 T**Eng. B 5254 T  
2435 ccm  
142-154 kW (193-210 PS)93-97  
97-05  
96-00  
97-00**83,00**  
5



MODEL / ENGINE

YEAR

Dia.  
CYL

Ø x L



SM-REF



SM-REF.

Piston  
Dia.

SM-REF.



SM-REF.

**VOLVO**

<b>C30 2.0</b> <b>S40 II 2.0</b> <b>S80 II 2.0</b> <b>V50 2.0</b> <b>V70 III 2.0</b> Eng. B 4204 S3 1999 ccm 107 kW (146 PS)	06-12 06- 08- 06- 07-	<b>87,50</b> 4				<b>792172-00-4</b> 910 Nit S 931 P 3PC Cr	-	87,50	-	-
<b>S60 II 2.0 T</b> <b>S60 II 2.0 T5 Drive</b> <b>S60 T5 R-Design 2.0</b> <b>S80 II 2.0 T</b> <b>S80 II 2.0 T5</b> <b>V60 2.0 T</b> <b>V60 2.0 T5</b> <b>V70 III 2.0 T</b> <b>V70 III 2.0 T5</b> <b>XC60 2.0 T</b> <b>XC60 2.0 T5</b> <b>XC60 I SUV T5</b> Eng. B 4204 T6 / T7 1999 ccm 177 kW (241 PS)	10-11 14-15 10-14 10-11 10-16 10-12 10-14 09-11 10-14 09-12 10-17 10-17	<b>87,50</b> 4	32,8 2,19 -3,5/-3,85 -4,25 53,8 - - -	22,5 x 55,6 T	1,20 1,20 2,00	<b>792187-00-4</b> 910 Nit S 931 P 3PC Nit  <b>792187-50-4</b>	<b>802111-00-1</b> -	87,50 88,00	- -	- -
<b>260</b> <b>260 2.7</b> <b>260 Estate 2.7</b> Eng. B 27.A / B 27.E / B 27.F 2664 ccm 92-109 kW (125-148 PS)	74-79 76-82 75-82	<b>88,00</b> 4			1,50 2,00 4,00	<b>793707-00-2</b> 910 IF Cr * 911 IF 3PC Cr	-	88,00	-	-
<b>240 2.1 / 2.1i</b> <b>240 2.1i Turbo</b> Eng. B 21 A / B 21 E / B21 ET Eng. B 21 F 74-114 kW (97-155 PS)	74-86 80-86	<b>92,00</b> 4			2,00 2,00 4,00	<b>795125-00-4</b> 910 IF Nit S 931 947 EX Cr	-	92,00	-	-
<b>240 2.3 / 240 Kombi 2.3</b> <b>240 Kombi 2.3 CAT</b> <b>240 Kombi 2.3 i CAT</b> <b>740 2.3 / 740 Kombi 2.3</b> <b>760 2.3 / 760 Kombi 2.3</b> <b>940 2.3</b> <b>940 II 2.3</b> <b>940 II Estate 2.3</b> <b>940 2.3 / 940 Kombi 2.3</b> Eng. B 230 A / F / FB / K Eng. B 234 F 2316 ccm 81-117 kW (110-159 PS)	84-88 91-92 86-93 84-92 84-87 90-94 94-98 94-98 90-94	<b>96,00</b> 4			1,75 1,75 3,50	<b>795127-00-4</b> 910 IF Cr * 931 P 946 EX  <b>795127-30-4</b>  <b>795127-60-4</b>	-	96,00	-	-
<b>Eng. DLD</b> C30 / S40 / V50 1.6 D 1560 ccm 80 kW (109 PS)	07-	<b>75,00</b> 4	41,7 - -1,16 -13,29 65,2 MØ=41,72	26 x 61 T	3,00 1,95 2,50	<b>793758-00-4</b> 916 Cr * 931 P 947 EX Nit S  <b>793758-50-4</b>	<b>803710-00-1</b> RT / KK / AK	75,00 75,50	- -	- -



MODEL / ENGINE

YEAR

Dia.  
CYL

Ø x L



SM-REF



SM-REF.

Piston  
Dia.

SM-REF.



SM-REF.

**VOLVO DIESEL****Eng. D 4162 T**

C30 1.6 D2  
S40 II 1.6 D2  
S60 II DRIVE / D2  
S80 II 1.6 DRIVE  
V40 Hatchback D2  
V50 1.6 D2  
V60 1.6 DRIVE  
V70 III 1.6 DRIVE / D2  
1560 ccm  
84 kW (114 PS)

10-12  
10-  
11-  
11-  
12-  
10-  
11-  
11-

**75,00**  
4

41,7  
-  
-13,89  
65,2  
-  
MØ=45  
-

26  
x  
61  
T

2,50  
1,95  
2,00

**793770-00-4**  
914 Cr \*  
931 P  
947 EX Nit S

**803737-00-1**  
RT / KK

75,00

-

-

**Eng. D 24 / TD / TIC**

240 / 244 / 245 / 740  
760 / 940 / 945 / 960  
780 / 960 / 980  
2383 ccm  
60,5-95 kW (82-129 PS)

79-  
82-  
88-

**76,51**  
6

1,75  
2,00  
3,00

**795032-00-1**  
910 Cr \*  
911 IF U  
947 EX Cr

-

76,50

-

-

**Eng. D 16**

340 / 360 1.6 Diesel  
1596 ccm  
39,5-40,5 kW (54-55 PS)

84-91

**78,00**  
4

2,00  
2,00  
3,00

**793827-00-4**  
910 IF Cr P \*  
911 IF P  
947 Ex Cr P

-

78,00

-

-

**Eng. F 8 Q**

440 / 460 1.9 Li TD  
1870 ccm  
66 kW (90 PS)

94-97

**80,00**  
4

2,50  
2,00  
3,00

**793834-00-4**  
914 Cr \*  
911 P  
947 EX Cr

-

80,00

-

-

**Eng. D 4192 T**

S 40 1.9 TD  
1870 ccm  
66 kW (89 PS)

95-99

**80,00**  
4

2,50  
2,00  
3,00

**795151-00-4**  
910 IF Cr \*  
911 IF U  
947 EX Cr

-

80,00

-

-

**Eng. D 4192 T**

S 40 1.9TD

95-99

**80,00**  
4

2,50  
2,00  
3,00

**795154-00-4**  
914 Cr \*  
911 IF U  
947 EX Cr

-

80,00

-

-

**Eng. 37920**

V40 1.9TD  
1870 ccm  
75 kW (102 PS)

95-99

**80,00**  
4

2,50  
2,00  
3,00

**795154-00-4**  
914 Cr \*  
911 IF U  
947 EX Cr

-

80,00

-

-



MODEL / ENGINE

YEAR

Dia.  
CYL

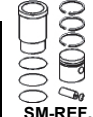
SM-REF



SM-REF.

Piston  
Dia.

SM-REF.



SM-REF.

**VOLVO DIESEL****Eng. D 5252 T**

850 2.5 TDI  
S70 2.5 TDI  
S80 2.5 TDI  
V70 2.5 TDI  
2461 ccm  
103 kW (140 PS)

95-96  
97-00  
99-06  
95-00

**81,01**  
5

45,75  
-  
-1,3/-1,3  
-17,2  
69,75

26  
x  
68  
NB

2,50  
2,00  
3,00

**795041-00-5**  
910 Cr \*  
911 P  
947 EX Cr

**805020-00-1**  
for Cyl. 1 & 2  
RT / AK

81,01

-

-

**795041-50-5**

**805020-50-1**  
for Cyl. 1 & 2

81,51

-

-

**805021-00-1**  
for Cyl. 3 & 4 & 5  
RT / AK

81,01

-

-

**805021-50-1**  
for Cyl. 3 & 4 & 5

81,51

-

-

**Eng. D 5252 T**

850 2.5 TDI  
S60 2.5 TDI  
S70 2.5 TDI / AWD  
S80 2.5 TDI  
V70 2.5 TDI / AWD  
V70 II 2.5 TDI  
2461 ccm  
103 kW (140 PS)

96-97  
00-  
97-00  
98-01  
97-00  
00-01

**81,00**  
5

2,50  
2,00  
3,00

**795009-00-5**  
910 IW CCL \*  
911 IF U  
947 EX CR

-

81,00

-

-

**795009-50-5**

-

81,50

-

-

**Eng. D 5244 T**

S60 2.4 D5  
S80 I 2.4 D5  
S80 II 2.4 D  
V70 II 2.4 D5  
XC70 Cross Count.2.4 D5 XC AWD  
XC90 D5  
2400/2401 ccm  
93-147 kW (126-200 PS)  
till engine no. 327250

01-10  
01-06  
06-  
01-07  
02-07  
11-

**81,00**  
5

2,00  
1,75  
3,00

**795101-00-5**  
910 IF CCL P \*  
911 IF U Cr  
947 EX Cr

-

81,00

-

-

**Eng. D 5244 T / 2/ 4/ 5/ 7/ 18**

S60 I 2.4 D / D5  
S80 I 2.4 D5  
S80 II 2.4 D  
V70 II / III 2.4 D5 / AWD  
XC70 II D5 AWD  
XC70 Cross Country 2.4 D5 AWD  
XC90 I D5  
XC90 I D3/5  
2400/2401 ccm  
93-147 kW (126-200 PS)  
from engine no. 327251

01-10  
01-06  
06-  
01-07  
07-  
02-07  
11-  
09-

**81,00**  
5

2,00  
1,75  
2,00

**795102-00-5**  
910 IF CCL P \*  
911 IF U Cr  
947 EX Cr \*

-

81,00

-

-

**Eng. D 5244 T4 / T5**

S60 I 2.4 D  
S60 I 2.4 D5  
S80 II 2.4 D / D5  
V70 II 2.4 D5  
V70 III 2.4 D / D5  
XC60 2.4 D / D5  
XC70 I 2.4 D5  
XC70 II 2.4 D / D5  
XC90 2.4 D5  
XC90 I D5 AWD  
2400 ccm  
120-136 kW (163-185 PS)

05-09  
05-10  
06-  
01-07  
07-  
08-  
05-07  
07-  
09-  
07-

**81,00**  
5

2,00  
1,75  
2,00

**795165-00-5**  
910 IF CCL P \*  
911 IF U Cr  
947 EX Cr \*

-

81,00

-

-



MODEL / ENGINE

YEAR

Dia.  
CYL

Ø x L



SM-REF



SM-REF.

Piston  
Dia.

SM-REF.



SM-REF.

**VOLVO DIESEL****Eng. D 4204****T 4-9 / 11-12 / 14 / 16 / 20 / 23**

S60 II 2.0

S80 II 2.0

S90 II 2.0

S90 II 2.0 AWD

S90 II Drive-E Polestar

V40 2.0

V60 2.0

V60 II / AWD

V60 II Polestar

V70 III

V90 II 2.0 / AWD

V90 II 2.0 Polestar

XC40 2.0

XC40 2.0 AWD

XC60 2.0

XC60

XC60 II 2.0 / AWD

XC70 II 2.0

XC90 II 2.0

XC90 II AWD

1969 ccm

88-173 kW (120-235 PS)

15-

13-

13-

16-

16-

14-

15-

18-

18-

13-

16-

16-

17-

18-

13-15

15-17

17-

13-

15-18

16-19

**82,00**  
**4**

2,00

1,75

2,00

**795134-00-4**

910 IF PVD S

911 IF U P

947 EX Nit S

-

81,00

-

-

**Eng. D 4204 T**

C30 2.0 D

C70 II Convertible 2.0 D

S40 II 2.0 D

S80 II 2.0 TDI

V40 Estate 2.0 D

V50 2.0D

V70 III Estate 2.0 D

1998 ccm

100 kW (136 PS)

06-

08-

04-

08-

02-04

04-

07-

**85,00**  
**4**

46,75

-

-1

-18,3

80,75

MØ=38,01

-

28

x

70

3,50

2,00

3,00

**793749-00-4**

916 Cr \*

911 IF

947 EX Cr

**793749-25-4****793749-50-4****793749-60-4****803749-00-1**

RT

-

**803749-50-1**

-

85,00

-

85,25

85,50

85,60

-

-

-

-

-

-

-

**MD 21A**

2112 ccm

**MD 32A**

3168 ccm

78 kW (106 PS)

**90,00**  
**4**

2,00

2,00

2,00

4,50

**793708-00-2**

910 Cr P \*

911 P

930 P

947 EX Cr P

-

90,00

-

-

**Eng. TD 40 / A****Eng. TD 41 G****Eng. MD 40 A****Eng. TAMD 40 A / B****Eng. AQAD 40 A****Eng. TMD 40 A / B / C**

F 406 / F 408

Marinemotor

3600 ccm

30-114 kW (42-155 PS)

78-88

78-

**92,00**  
**6**

2,50

2,50

4,00

**795128-00-2**

914 Cr \*

911 P

947 EX Cr

-

92,00

-

-

**Eng. MD 31 / MD 31 A**

Marine engine

2390 ccm

46 kW (62 PS)

86-

**92,00**  
**4**

2,50

2,50

4,00

**795139-00-4**

914 Cr \*

911

947 EX Cr

-

92,00

-

-



MODEL / ENGINE

YEAR

Dia.  
CYL

SM-REF



SM-REF.

Piston  
Dia.

SM-REF.



SM-REF.

**VOLVO DIESEL****Eng. D 39 C**F 407  
F 82 / 83  
3866 ccm  
59 kW (80 PS)75-86  
75-86**98,48**  
42,38  
2,38  
4,74**793626-00-2**  
910 IF Cr  
910 IW P  
947 EX P-  
-  
-98,48  
98,73-  
-  
--  
-  
-**Eng. TD 60 B**F613 / 614 / 616 / 617  
B6F / 200CH**Eng. TD 61 F / G / GS**

FL616 / 614

**Eng. TD 60 C / D / DG**

TAMD 60 C

F610 / 611 / 612

5480 ccm

108-132 kW (147-180 PS)

78-85  
86-  
78-85**98,43**  
679,4  
-  
-21,77  
124,440  
x  
77,32,38  
3,16  
4,74**795111-00-1**  
910 IF Cr  
911 P  
947 EX Cr P**805102-00-1**  
RT

98,43

**955103-1**  
A=110  
L=237,2  
H=9,66  
C=119,1  
F=3,6**815103-2**  
**925103-1**  
1 x FP 1,5  
2 x EP 5,8  
1 x FP 5,8**955102-1**  
A=110  
L=234,5  
H=11,61  
C=119,1  
F=0,73**815102-2**  
**925102-1**  
1 x FP 1,5  
1 x EP 5,8  
1 x FP 5,8**Eng. TD 61 A / AG****Eng. TD 61 APB / AP****Eng. TD 61 ACE / AGP****Eng. TID 61 A / ACE****Eng. TD 610 G**

5480 ccm

103-150 kW (140-204 PS)

85-  
6**98,43**  
679,4  
-  
-23,5  
124,440  
x  
77,32,38  
3,16  
4,74**795111-00-1**  
910 IF Cr  
911 P  
947 EX Cr P**805126-00-1**  
RT

98,43

**955103-1**  
A=110  
L=237,2  
H=9,66  
C=119,1  
F=3,6**815126-2**  
**925103-1**  
1 x FP 1,5  
2 x EP 5,8  
1 x FP 5,8**Eng. TAMD 61 / 62 A**

Marinemotor

5480 ccm

168-225 kW (228-306 PS)

6

**98,43**  
63,16  
3,16  
4,74**795144-00-2**  
914 Cr \*  
911 P  
947 EX Cr P-  
-  
-

98,43

-  
-  
--  
-  
-**Eng. DA 180 Euro 3****Eng. DA 210 Euro 3****Eng. DA 230 Euro 3****Eng. DA 250 Euro 3****Eng. D 6 AHP Euro 2****Eng. D 6 ALP Euro 2****Eng. D 6 B****Eng. TD 63 E****Eng. TD 63 ES****Eng. TD 63 KDE Euro 1**

5480 ccm

88-184 kW (180-250 PS)

6

**98,43**  
63,50  
2,50  
3,50**795199-00-2**  
914 IF Mol \*  
911 IF U  
947 EX Cr-  
-  
-

98,43

-  
-  
--  
-  
-**Eng. D 39 C**








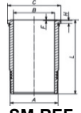

F 406 / 407 / 82 / 83

3864 ccm

59 kW (80 PS)

75-86

**98,48**  
62,38  
2,38  
2,38  
6,33  
6,33**793620-00-2**  
910 IF Cr  
910 IW P  
910 IW P  
947 EX Cr  
946 P-  
-  
-  
-  
-98,48  
99,23  
99,48-  
-  
--  
-  
-

MODEL / ENGINE	YEAR	 Dia. CYL	 KH VT MT	 GL BU	 Ø x L	 SM-REF	 SM-REF.	 Piston Dia.	 SM-REF.	 SM-REF.
<b>VOLVO DIESEL</b>										
<b>Eng. D 70 A / B</b> F86 / N86 <b>Eng. MD 70 B</b> Marine engine 6700 ccm 106-110,5 kW (144-150 PS)	65-71	<b>104,78</b> 6				<b>795119-00-1</b> 2,38 910 Cr * 3,16 911 P 3,16 911 P 4,74 947 EX Cr 4,74 946	-	104,78	-	-
<b>Eng. TD 70 A</b> B54 / 57 / F86 / FB86 / N86 <b>Eng. TD 70 B / C</b> <b>Eng. TMD 70 B</b> F86 / FB86 / N86 / N7 6700 ccm 136-152 kW (185-207 PS)	65-71  71-75	<b>104,78</b> 6	88,45 - -26,2 141,05	45 x 85,8	2,38 3,16 3,16 4,74	<b>795106-00-1</b> 910 Cr * 911 P 911 P 947 EX Cr	<b>805105-00-1</b>  RT	104,78	<b>955105-1</b> A=117 L=257 H=11,66 C=127 F=0,74	<b>815105-2</b>  <b>925105-1</b> 1 x FP 1,6 1 x EP 5,7 1 x FP 5,7
<b>Eng. TD 70 E / ES</b> F86 / TF86T / N725 / TN7 TF86DTC / B57 6700 ccm 155-166 kW (210-225 PS)	74-78	<b>104,78</b> 6	88,45 - -26,15 141,05	45 x 85,8	2,38 3,16 4,74	<b>795124-00-1</b> 910 Cr * 911 P 947 EX Cr	<b>805106-00-1</b>  RT	104,78	<b>955105-1</b> A=117 L=257 H=11,66 C=127 F=0,74	<b>815106-2</b>  <b>925105-1</b> 1 x FP 1,6 1 x EP 5,7 1 x FP 5,7
<b>Eng. TD 70 H / HA</b> <b>Eng. TD 70 E / ES</b> F86 / TF86T / N725 / TN7 TF86DTC / B57 6700 ccm 155-160 kW (210-225 PS)	78-	<b>104,78</b> 6	88,45 - -26,15 141,05	45 x 85,8 T	2,38 3,16 4,74	<b>795124-00-1</b> 910 Cr * 911 P 947 EX Cr	<b>805107-00-1</b>  RT	104,78	<b>955105-1</b> A=117 L=257 H=11,66 C=127 F=0,74	<b>815107-2</b>  <b>925105-1</b> 1 x FP 1,6 1 x EP 5,7 1 x FP 5,7
<b>Eng. TD 70 G / F / FS</b> F7 / F716 / T / F724 / F720 B / 57 / N7 6700 ccm 157-180 kW (213-245 PS)	79-85	<b>104,78</b> 6	88,45 - -26,15 141,05	45 x 85,8 T	2,38 3,16 3,16 4,74	<b>795106-00-1</b> 910 Cr * 911 P 911 P 947 EX Cr	<b>805108-00-1</b>  RT / KK	104,78	<b>955105-1</b> A=117 L=257 H=11,66 C=127 F=0,74	<b>815108-2</b>  <b>925105-1</b> 1 x FP 1,6 1 x EP 5,7 1 x FP 5,7
									<b>955104-1</b> A=117 L=259,5 H=9,66 C=127 F=3,6	<b>815127-2</b>  <b>925104-1</b> 1 x FP 1,6 2 x EP 5,7 1 x FP 5,7
<b>Eng. TAMD 71</b> Ship <b>Eng. TAMD 71 B</b> Marine engine 6724 ccm 110-262 kW (150-357 PS)		<b>104,78</b> 6	88,45 - -22,9 134,45	45 x 85,8 T	3,00 2,50 4,00	<b>795130-00-1</b> 914 Cr * 931 P 947 EX Cr	<b>805125-00-1</b>  RT / KK	104,78	<b>955109-1</b> A=117 L=259,7 H=9,66 C=127 F=3,6	<b>815125-2</b>  <b>925104-1</b> 1 x FP 1,6 2 x EP 5,7 1 x FP 5,7
<b>Eng. TD 71 A / AW</b> ACE / AP / APB / AG <b>Eng. TDF 71 F</b> <b>Eng. TD 73 G / E</b> F7 / B57 <b>Eng. TD 71 FS / FSQ</b> F7 / B57 6700 ccm 169-180 kW (230-245 PS)	85-  85-	<b>104,78</b> 6	88,45 - -20,95 141,05	45 x 85,8 T	2,38 3,16 4,74	<b>795124-00-1</b> 910 Cr * 911 P 947 EX Cr	<b>805104-00-1</b>  RT / KK	104,78	<b>955104-1</b> A=117 L=259,5 H=9,66 C=127 F=3,6	<b>815104-2</b>  <b>925104-1</b> 1 x FP 1,6 2 x EP 5,7 1 x FP 5,7





MODEL / ENGINE

YEAR

Dia.  
CYL

Ø x L



SM-REF



SM-REF.



SM-REF.

Piston  
Dia.

SM-REF.



SM-REF.

**VOLVO DIESEL****Eng. TD 73 E****Eng. TD 73 K / VE**

FS 7-34 / FS 7-54

6700 ccm

169 kW (230 PS)

104,78

6

88,45

-

-2,0/-3,0

-20,1

132,45

45

x

3,00

2,50

4,00

**795130-00-1**

914 Cr \*

931 P

947 EX Cr

**805109-00-1**

RT

104,78

**955109-1**

A=117

L=259,7

H=9,66

C=127

F=3,6

**815109-2****925104-1**

1 x FP 1,6

2 x EP 5,7

1 x FP 5,7

**Eng. TD 73 ES**

FL 7-34 / 38 / 52 / 54

6700 ccm

191 kW (260 PS)

**955111-1**

A=117

L=259,7

H=9,66

C=129,4

F=3,6

**815122-2****925132-1**

1 x FP 1,6

2 x EP 5,7

1 x FP 5,7

**Eng. TWD 730**

Stationary Engine

6700 ccm

**Eng. D 7 A 285 Euro2****Eng. D 7 B 285 Euro2****Eng. B 7 R**

FL7 / 290

FL7 / 230

FL7 / 260

B7F

6700 ccm

210 kW (285 PS)

104,78

6

88,55

-

-2,1/-3,1

-20,2

132,55

45

x

3,50

2,50

3,50

**795150-00-1**

914 IF Cr \*

911 IF U P

947 EX Cr P

**805132-00-1**

RT

104,78

**955132-1**

A=117

L=256,8

H=9,40

C=129,4

F=0,95

**815132-2****925132-1**

1 x FP 1,6

2 x EP 5,7

1 x FP 5,7

104,78

**955111-1**

A=117

L=259,7

H=9,66

C=129,4

F=3,6

**815111-2****92-5132**

1 x FP 1,6

2 x EP 5,7

1 x FP 5,7

104,78

**955135-1**

A=117

L=256,8

H=9,40

C=127










**815133-2****925132-1**

1 x FP 1,6

2 x EP 5,7



MODEL / ENGINE

YEAR	 Dia. CYL	 KH GL VT MT	 Ø x L		 SM-REF	 SM-REF.	 Piston Dia.	 SM-REF.	 SM-REF.	
<b>VOLVO DIESEL</b>										
<b>Eng. D 42 A</b>										
LM621 / 641 / T650	72-82	105,57	84,1		795121-00-4	805144-00-1	105,57	955144-1	815144-2	
LM622 / 642	78-82	4	-	2,38	910 Cr				925106-1	
T650	80-82		-	3,16	910 IF P				2 x FP 4,3	
4200 ccm			-23,1	3,16	910 IF P					
54-59 kW (73-80 PS)			135,1	4,74	947 EX Cr					
<b>Eng. D 45 B</b>										
<b>Eng. TD 45 B / EM</b>										
<b>Eng. TD 45 E / EM</b>										
G646 / T616	80-		MØ=54,50							
L50 / 70	91-		-							
LM 4300	85-									
4200 B	84-86									
4300 B	82-86									
LM 622 / 642 / 4200 / 4300	85-00									
L 50	86-93									
T616	83-94									
6300	92-									
4500 ccm										
63-92 kW (86-125 PS)										
<b>Eng. D 7 C 215 / 250 Euro 2</b>										
<b>Eng. D 7 C 275 / 290 Euro 2</b>										
<b>Eng. D 7 C 310 Euro 2</b>										
B Series 7L	99-	107,00			795158-00-2	-	107,00	-	-	
FM 7-250 / 7-290	98-02	6		3,50	914 IF CCL					
FM 7-310	98-			2,50	911 IF U Cr					
Serie 5000	99-			3,50	947 EX Cr					
Serie 7000	98-									
Serie 8700	04-									
Engine										
7300 ccm										
158-228 kW (215-310 PS)										
<b>Eng. TWD 740 GE</b>										
<b>Eng. TAD 740 / 741 GE</b>										
7280 ccm										
180-220 kW (244-295 PS)										



MODEL / ENGINE

YEAR

Dia.  
CYL

Ø x L



SM-REF



SM-REF.

Piston  
Dia.

SM-REF.



SM-REF.

**VOLVO DIESEL****Eng. TAD 520 / 530 GE****Eng. TAD 531 / 532 GE****Eng. TAD 550 / 551 GE****Eng. TAD 520 VE**

Euro 2

4760 ccm

74-155 kW (101-212 PS)

**108,00**

4

3,00

914 IW CCL P \*

2,00

911 IF U P

3,50

947 EX Cr

-

108,00

-

-

**Eng. D 5 A-B TA****Eng. 5 A-T****Eng. D 5 A-TA**

Euro 2

4764 ccm

72-118 kW (98-160 PS)

**108,00**

6

**Eng. D 7 C-B TA****Eng. D 7 C-TA****Eng. TAD 720 GE****Eng. TAD 720 VE**

Euro 2

**Eng. D 7 E 360**

Euro 4/5

**Eng. D 7 A-B TA****Eng. D 7 A-T****Eng. D 7 A-TA****Eng. D 7 D EAE 2****Eng. TAD 721 GE**

7146 ccm

108-265 kW (147-360 PS)

**Eng. TAD 560 VE****Eng. TAD 561 VE**

4760 ccm

74-155 kW (101-212 PS)

**108,00**

4

70,9

45

3,00

914 IW CCL P \*

2,00

911 IF U P

3,50

947 EX Cr

**805142-00-1**

RT

108,00

**955142-1**

A=118

L=228

H=8,06

C=131,7

**815142-2****921553-1**

2 x FP 3,0

**Eng. D 7 E 240 / 280 / 290****Eng. D 7 E 320 / 360****Eng. D 7 F 260 / 290 / 300****Eng. D 7 F 340**

Euro 4/5

7146 ccm

191-250 kW (260-340 PS)

**108,00**

6

-

MØ=64,61

-

**Eng. TAD 734 GE Euro 2****Eng. TAD 752-754 GE****Eng. TAD 761-765 VE**

7150 ccm

158-235 kW (215-328 PS)

**Eng. D 5 A TA**

4760 ccm

89-118 kW (121-160 PS)

**108,00**

4

71,1

42

3,00

914 Cr \*

2,00

911 IF U P

3,50

947 EX Cr

**801553-00-1**

RT

108,00

**951553-1**

A=120

L=229,1

H=9

C=128,5

F=1,1

**811553-2****921553-1**

2 x FP 3,0

**Eng. TAD 720 VE**











174 kW (236 PS)











**108,00**

6

108

MØ=71

 <b>MODEL / ENGINE</b>	<b>YEAR</b>	 <b>Dia.</b> <b>CYL</b>	 <b>VT</b> <b>MT</b>	 <b>Ø x L</b>		 <b>SM-REF</b>	 <b>SM-REF.</b>	 <b>Piston</b> <b>Dia.</b>	 <b>SM-REF.</b>	 <b>SM-REF.</b>
<b>VOLVO DIESEL</b>  <b>Eng. TAD532 GE</b> 127 kW (172-179 PS)  <b>Eng. D 7 D EAE2</b> <b>Eng. D 7 D EBE2</b> <b>Eng. D 7 E EAE3</b> <b>Eng. D 7 E EBE3</b> <b>Eng. TAD 721 / 722 GE</b> <b>Eng. TAD 732 / 733 GE</b> Euro 2 7100-7150 ccm 127-218 kW (172-296 PS)		<b>108,00</b> 4	71,1 - - 108 MØ=64	42 x 86 T	3,00 2,00 3,50	<b>791553-00-1</b> 914 Cr * 911 IF U P 947 EX Cr	<b>801554-00-1</b>  RT / AK	108,00	-	-
<b>Eng. D 9 A 260</b> <b>Eng. D 9 A 300</b> <b>Eng. D 9 A 340</b> <b>Eng. D 9 A 380</b> Euro 3 FM 9-260 FM 9-300 FM 9-340 Olympian FM- 9-380 9364 ccm 191-280 kW (260-380 PS)	01- 01- 01- 01-	<b>120,00</b> 6			4,00 3,00 3,00	<b>795159-00-1</b> 914 IW Cr * 911 IF U P 947 Nit S	-	120,00	-	-
<b>Eng. TD 100 A</b> N88 / F88 / NB / FB88 / N10 <b>Eng. THD 100 D</b> <b>Eng. TMD 100 A</b> <b>Eng. THD 101 B</b> B10 / B58 / B59 / 300CH 9600 ccm 169-191 kW (230-260 PS)	65-75   75-82	<b>120,65</b> 6	109,45 - -1,0/-1,3 -27,65 166,45	52 x 106	2,38 3,16 3,16 4,74	<b>795107-00-1</b> 910 Cr * 911 P 911 P 947 EX Cr	<b>805112-00-1</b>  RT	120,64	<b>955112-1</b> A=134 L=294 H=11,74 C=147 F=0,8	<b>815112-2</b>  <b>925112-1</b> 1 x FP 1,6 1 x EP 5,8 1 x FP 5,8
<b>Eng. TD 100 B</b> F10-46 / 49 / 52 / 56 / 1020-38 9600 ccm 207-220 kW (280-300 PS)  <b>Eng. TD 100 BG</b> N10 / F10 / F88 / FB88 9600 ccm	74-81   76-81	<b>120,65</b>	109,4 - -2,9 -28 166,4	52 x 106	2,38 3,16 4,74	<b>795120-00-1</b> 910 Cr * 910 IF Cr 947 EX Cr	<b>805116-00-1</b>  RT	120,64	<b>955116-1</b> A=134 L=294 H=11,74 C=147 F=0,8  <b>955110-1</b> A=134 L=296 H=11,52 C=147 F=3,48	<b>815116-2</b>  <b>925112-1</b> 1 x FP 1,6 1 x EP 5,8 1 x FP 5,8  <b>815129-2</b> 1 x FP 2,4 1 x EP 5,8 1 x FP 5,8
<b>Eng. TD 100 G / GA / F</b> F 10 / N 10 <b>Eng. TD 101 F / FA / FD</b> F10 Interc. / N10 Interc. <b>Eng. TMD 102 A / C</b> Marine engine 9599 ccm 158-200 kW (215-272 PS)	81-86  81-  88-	<b>120,65</b> 6	109,4 - -1,9 166,4	52 x 106	2,38 3,16 4,74	<b>795120-00-1</b> 910 Cr * 911 IF Cr 947 EX Cr	<b>805110-00-1</b>  RT	120,64	<b>955110-1</b> A=134 L=296 H=11,52 C=147 F=3,48	<b>815110-2</b>  <b>925110-1</b> 1 x FP 2,4 1 x EP 5,8 1 x FP 5,8

 <b>MODEL / ENGINE</b>	<b>YEAR</b>	 <b>Dia.</b> <b>CYL</b>	 <b>VT</b> <b>MT</b>	 $\varnothing \times L$		 <b>SM-REF</b>	 <b>SM-REF.</b>	 <b>Piston</b> <b>Dia.</b>	 <b>SM-REF.</b>	 <b>SM-REF.</b>
<b>VOLVO DIESEL</b>  <b>Eng. THD 100 DB / DC</b> DD / E / EB / EC / ED <b>Eng. THD 101 G / GC</b> B10M / R / 400 CG <b>Eng. THD 101 K / KB</b> B10M / C10M <b>Eng. THD 101 KC</b> C10M 9600 ccm 160-228 kW (218-310 PS)	   82-  81-  86-89	<b>120,65</b> 6	109,45 - -1,9 -22,2 166,45	52 x 106	   2,38 3,16 4,74	<b>795120-00-1</b> 910 Cr * 911 IF Cr 947 EX Cr	<b>805117-00-1</b>  RT	120,64	<b>955110-1</b> A=134 L=296 H=11,52 C=147 F=3,48	<b>815117-2</b>  <b>925110-1</b> 1 x FP 2,4 1 x EP 5,8 1 x FP 5,8
<b>Eng. TD 102 F / FD</b> Euro 1 <b>Eng. TD 102 FDQ / FF / FH</b> <b>Eng. TD 102 FL / FM / FQ</b> <b>Eng. THD 102 KD</b> 9600 ccm 209-252 kW (284-343 PS)		<b>120,65</b> 6			3,00 3,16 4,74	<b>795123-00-1</b> 910 Cr * 911 P 947 EX Cr	-	120,64	<b>955118-1</b> A=133,8 L=287,25 H=11,5 C=147 F=3,5	-
<b>Eng. TD 103 E/EA/ES/ME</b> <b>Eng. TWD 1030 ME</b> Euro 1 <b>Eng. TD 103 / 104 KAE</b> Euro 2 F 10 FS / FL 10 NL 10 engine 9600 ccm 190-235 kW (258-320 PS)	   91-94 92-96 91-01 93-	<b>120,65</b> 6			3,50 3,16 4,74	<b>795129-00-1</b> 914 IF Cr * 911 P 947 EX Cr	-	120,64	<b>955163-1</b> A=134 L=287,51 H=11,52 C=147 F=3,5	-  <b>925110-1</b> 1 x FP 2,4 1 x EP 5,8 1 x FP 5,8
<b>Eng. TD 103 KB / KF / KD</b> Euro 1 9600 ccm 210-250 kW (285-340 PS)		<b>120,65</b> 6			3,50 3,16 4,74	<b>795129-00-1</b> 914 IF Cr * 911 P 947 EX Cr	-	120,64	<b>955163-1</b> A=134 L=287,51 H=11,52 C=147 F=3,5	-  <b>925110-1</b> 1 x FP 2,4 1 x EP 5,8 1 x FP 5,8
<b>Eng. D 10 A 245 / 310 / 320</b> <b>Eng. D 10 B 320</b> <b>Eng. D 10 C 320</b> <b>Eng. DH 10 A 245 / 285 / 340</b> <b>Eng. DH 10 A 350</b> <b>Eng. GH 10 A 180 / B 210</b> Euro 2 <b>Eng. GH 10 C 250 / 290</b> Euro 4 9600 ccm 180-257 kW (245-350 PS)		<b>120,65</b> 6				-	-	120,64	<b>955118-1</b> A=133,8 L=287,25 H=11,5 C=147 F=3,5	-



MODEL / ENGINE

YEAR



Dia.  
CYL



Ø x L



SM-REF



SM-REF.



Piston  
Dia.



SM-REF.



SM-REF.



SM-REF.

**VOLVO DIESEL**

**Eng. D 10 A 350 / 360**  
**Eng. D 10 B 360**  
**Eng. D 10 C 360**  
**Eng. DH 10 A 360**  
 Euro 2  
 B 10 B / BLE  
 B 10 M  
 FL 10  
 FM 10-360  
 9600 ccm  
 258-265 kW (351-360 PS)

92-  
95-  
95-  
99-

120,65  
6

-

-

120,64

**955118-1**  
A=133,8  
L=287,25  
H=11,5  
C=147  
F=3,5

-

120,64

**955163-1**  
A=134  
L=287,51  
H=11,52  
C=147  
F=3,5

**925110-1**  
1 x FP 2,4  
1 x EP 5,8  
1 x FP 5,8

**Eng. D 11 A370 Euro 3**  
**Eng. D 11 F-A**  
**Eng. D 11 H-A**  
**Eng. D 11 H-B**  
 10800 ccm  
 234-273 kW (318-370 PS)

**Eng. D 11 A430 Euro 3**  
**Eng. D 11 430 Euro 4/5**  
 10836/10840 ccm  
 316 kW (430 PS)

123,00  
6

78,4  
-  
-1/-1  
-16,9  
114,4  
-  
MØ=83,60

54  
x  
73  
T

3,50  
2,50  
3,00

**790419-00-1**  
914 IF CCL S  
911 IF U Nit S  
947 EX Nit S

**803849-00-1**  
  
S

123,00

**953813-1**  
A=139  
L=249,5  
H=11,20  
C=148,96  
F=0,85

**813849-2**  
  
**925109-1**  
1 x EP 2,4  
1 x EP 5,0  
1 x FP 5,0

**Eng. D 120**  
F88 / F89  
12000 ccm  
176,5 kW (240 PS)

130,18

2,38  
3,16  
3,16  
4,74

**795108-00-1**  
910 Cr \*  
911 P  
911 P  
947 EX Cr

-

130,18

-

-

**Eng. TD 120 A**  
**Eng. TMD 120A**  
**Eng. TAMD 120**  
 F89 / N12  
 N12 / CH 230  
 12000 ccm  
 225-243 kW (306-330 PS)  
 stroke 150 mm

70-75  
77-81

130,18  
6  
-  
-1,9/-2,1  
-31,55  
175,2

55  
x  
114

2,38  
3,16  
4,74

**795113-00-1**  
910 Cr \*  
910 IF Cr  
947 EX Cr

**805124-00-1**  
  
RT

130,18

**955113-1**  
A=143,9  
L=311  
H=13,52  
C=157,6  
F=0,7

**815124-2**  
  
**925115-1**  
1 x FP 1,5  
1 x FP 11  
1 x FP 5,7  
1 x FP 5,7

2,38  
3,16  
4,74

**795147-00-2**  
910 Cr \*  
911 P  
947 EX Cr

-

130,18

-

-

**Eng. TD 120 C / D / E**  
**Eng. TAD 120 BHC**  
**Eng. TAMD 120 B**  
 F12-46 / 49 / 52 / 59 / 38  
 12000 ccm  
 225-273 kW (306-371 PS)

77-80

130,18  
6  
-  
-2,5  
-27,62  
175,2

55  
x  
114

2,38  
3,16  
4,74

**795113-00-1**  
910 Cr \*  
910 IF Cr  
947 EX Cr

**805115-00-1**  
  
RT

130,18

**955113-1**  
A=143,9  
L=311  
H=13,52  
C=157,6  
F=0,7

**815115-2**  
  
**925115-1**  
1 x FP 1,5  
1 x FP 11  
1 x FP 5,7  
1 x FP 5,7

2,38  
3,16  
4,74

**795147-00-2**  
910 Cr \*  
911 P  
947 EX Cr

-

130,18

-

-



MODEL / ENGINE

YEAR

Dia.  
CYL

SM-REF



SM-REF.

Piston  
Dia.

SM-REF.



SM-REF.

**VOLVO DIESEL**

**Eng. TD 120 G/GA /  
Eng. TD 120 F / FC  
Eng. TD 122 GB / KBE /  
TAMD 120 A / AK / B / C**  
F12 Interc. / CH230 T  
12000 ccm  
226-265 kW (308-360 PS)

80-84

130,18  
6114,2  
-  
-2,5  
-27,95  
175,255  
x  
1142,38  
3,16  
4,74

**795113-00-1**  
910 Cr \*  
910 IF Cr  
947 EX Cr

**805113-00-1**  
RT

130,18

**955113-1**  
A=143,9  
L=311  
H=13,52  
C=157,6  
F=0,7

**815113-2**  
**925115-1**  
1 x FP 1,5  
1 x FP 11  
1 x FP 5,7  
1 x FP 5,7

**795147-00-2**  
910 Cr \*  
911 P  
947 EX Cr

-  
RT

130,18

-  
RT

-  
RT

**Eng. TD 121 F / G / GD  
Eng. TMD 121 C**  
122 BG / KBE / N12 / F12  
12000 ccm  
243-283 kW (330-385 PS)

84-88

130,18  
6114,2  
-  
-2,5  
-27,95  
175,255  
x  
1142,38  
3,16  
4,74

**795113-00-1**  
910 Cr \*  
910 IF Cr  
947 EX Cr

**805113-00-1**  
RT

130,18

**955121-1**  
A=143,9  
L=311  
H=10,52  
C=157,6  
F=0,7

**815121-2**  
**925121-1**  
1 x FP 1,5  
2 x EP 5,7  
1 x FP 5,7

**795147-00-2**  
910 Cr \*  
911 P  
947 EX Cr

-  
RT

130,18

-  
RT

-  
RT

**Eng. TID 121 FG**  
Industrial engine  
12000 ccm

**Eng. TAMD 122 A**  
Marine engine  
1200 ccm  
247-331 kW (336-450 PS)

87-

130,18  
6114,2  
-  
-2,6  
-25,4  
175,255  
x  
1142,38  
3,16  
4,74

**795113-00-1**  
910 Cr \*  
910 IF Cr  
947 EX Cr

**805114-00-1**  
RT

130,18

**955121-1**  
A=143,9  
L=311  
H=10,52  
C=157,6  
F=0,7

**815130-2**  
**925121-1**  
1 x FP 1,5  
2 x EP 5,7  
1 x FP 5,7

**Eng. TD 122 F / GA**  
F12  
12000 ccm  
262 kW (356 PS)

87-

130,18  
6114,2  
-  
-2,6/-2,6  
-24,12  
175,255  
x  
1142,38  
3,16  
4,74

**795113-00-1**  
910 Cr \*  
911 IF Cr P  
947 EX Cr

**805120-00-1**  
RT

130,18

**955114-1**  
A=144  
L=313,5  
H=10,52  
C=157,6  
F=3,28

**815114-2**  
**925114-1**  
1 x FP 2,4  
2 x EP 5,7  
1 x FP 5,7

**Eng. TD 122 FK / FR**  
FS 10 / F12 GL Intercol.  
12000 ccm  
291 kW (395 PS)

91-01

87-94

87-

130,18  
6114,2  
-  
-2,6/-2,6  
-24,12  
175,2  
-  
MØ=79  
-55  
x  
1142,38  
3,16  
4,74

**795147-00-2**  
910 Cr \*  
911 P  
947 EX Cr

-  
RT

130,18

-  
RT

-  
RT

**Eng. TD 122 ED  
Eng. TD 122 F  
Eng. TD FAQ  
Eng. TD 122 FBQ  
Eng. TD 122 FCQ  
Eng. TD 122 TH Euro 1  
Eng. TD 122 FL  
Eng. TD 122 KHD  
Eng. TD 122 KHE**  
NL / F / FS Series 12  
F / FS Series 12  
L Series 180 K  
White GMC (USA)  
11977/12000 ccm  
209-396 kW (284-538 PS)

91-01

87-94

87-

130,18  
6114,2  
-  
-2,6/-2,6  
-24,12  
175,2  
-  
MØ=79  
-55  
x  
1142,38  
3,16  
4,74











**795113-00-1**  
910 Cr \*  
911 IF Cr P  
947 EX Cr

**805120-00-1**  
RT

130,18

-  
RT

-  
RT

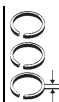
 <b>MODEL / ENGINE</b>	<b>YEAR</b>	 <b>Dia.</b> <b>CYL</b>	 <b>VT</b> <b>MT</b>	 <b>Ø x L</b>		 <b>SM-REF</b>	 <b>SM-REF.</b>	 <b>Piston</b> <b>Dia.</b>	 <b>SM-REF.</b>	 <b>SM-REF.</b>
<b>VOLVO DIESEL</b>  <b>Eng. TAMD 122 D</b> <b>Eng. TID 121 B</b> <b>Eng. TID 121 KG</b> <b>Eng. TID 121 KGP</b> <b>Eng. TID 121 KP</b> <b>Eng. TID 121 KPB</b> <b>Eng. TID 121 LG</b> <b>Eng. TID 121 LGP</b> <b>Eng. TID 121 LP</b> <b>Eng. TID 121 LPB</b> <b>Eng. TID 121 P</b> <b>Eng. TWD 1210 G Euro 1</b> engine 11979 ccm 217-340 kW (218-462 PS)	86-	130,18 6	114,2 - -2,5/-2,5 -27,06 172,2 - MØ=83 -	55 x 114	3,50 3,16 4,74	<b>795132-00-1</b> 914 Cr * 911 IF Cr P 947 EX Cr	<b>805145-00-1</b>  RT	130,18	<b>955114-1</b> A=143,9 L=313 H=10,32 C=157,55 F=3,28	<b>815166-2</b>  <b>925114-1</b> 1 x FP 2,4 2 x EP 5,7 1 x FP 5,7
<b>Eng. TID 121 KG / P</b> LG / P / KP / B / LP Industrial engine 11979 ccm 217-305 kW (295-415 PS)	88-	130,18 6			3,50 3,16 4,74	<b>795148-00-2</b> 914 Cr * 911 P 947 EX Cr	-	130,18	-	-
<b>Eng. D 12 C 340 / 380 / 420</b> Euro 3 <b>Eng. D 12 D 340 / 380 / 420</b> Euro 3 FH / FM 12-340 FH / FM / NH 12-380 FH / FM / NH 12-420 B12R 12130 ccm 250-309 kW (340-420 PS)	98-02 93- 98- 12-	131,00 6	87,4 - - -17,0 137,5 - MØ=89 -	55 x 107 TP	4,00 3,00 4,00	<b>795142-00-1</b> 914 IF Cr * 911 IF U 947 EX Cr	<b>805134-00-1</b>  RT	131,00	<b>955134-1</b> A=144 L=272,8 H=11,2 C=159,6 F=1,25	<b>815160-2</b>  <b>925133-1</b> 1 x FP 2,40 2 x EP 5,70 1 x FP 5,70
<b>Eng. D 12 A 340</b> <b>Eng. D 12 A 370 / 380</b> B12 FH / FL 12-380 FH 12-340 <b>Eng. D 12 A 415 / 420</b> Euro 2 B12 Bus 7000 FH / FL 12-380 12100 ccm 250-309 kW (340-420 PS)	95- 93-98 93-98  95- 99-	131,01 6	87,4 - - -19,7 129,4 MØ=86 -	55 x 107 NB	4,00 3,00 4,00	<b>795142-00-1</b> 914 IF Cr * 911 IF U 947 EX Cr	<b>805140-00-1</b>  PSK	131,01	<b>955133-1</b> A=143,9 L=276,4 H=11,2 C=159,6 F=4,45	<b>815140-2</b>  <b>925133-1</b> 1 x FP 2,40 2 x EP 5,70 1 x FP 5,70





MODEL / ENGINE

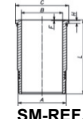
YEAR

Dia.  
CYL

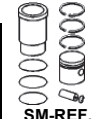
SM-REF



SM-REF.

Piston  
Dia.

SM-REF.



SM-REF.

## VOLVO DIESEL

## Eng. D 12 B 340

FH 12-340

93-02

131,01  
687,4  
-55  
x

4,00

795142-00-1  
914 IF Cr \*

805141-00-1

131,01

955134-1  
A=144

815141-2

## Eng. D 12 C 340

B12

00-

-

107

3,00

911 IF U

PSK

L=272,8

925133-1

FH / FM 12-340

98-02

-17,2

4,00

947 EX Cr

H=11,2

1 x FP 2,40

## Eng. D 12 D 340

B12

01-

129,4

MØ=89

C=159,6

2 x EP 5,70

FH / FM 12-340

01-

## Eng. DH 12 D 340

Bus 9700

01-

## Eng. D 12 C 380

FH 12-380

93-

FM 12-380

98-02

NH 12-380

99-

## Eng. DH 12 D 380

B12 / FH / FM 12-380

01-

B12R

12-

## Eng. D 12 C 420

FH / FM 12-420

98-02

NH 12-420

99-

## Eng. D 12 D 420 / 425

B12 / FH / FM 12-420

01-

B12R

12-

## Eng. D 12 C 460

FH / FM 12-460

98-

NH 12-460

99-

## Eng. D 12 D 460

FH / FM 12-460

01-

12100 ccm

250-368 kW (340-500 PS)

Euro 3

## Eng. D 13 A 360

05-

131,00

795161-00-1

-

131,00

-

-

## Eng. D 13 B 360

FM-Serie 360

07-

6

3,50

914 IF Nit PVD S

## Eng. D 13 B 400

FM-Serie 400

07-

2,50

911 IF Nit U S

3,00

947 EX Nit S

## Eng. D 13 C 420/460

9700 / 9900

09-

## Eng. D 13 A/B 400

## Eng. D 13 C 420

FH-Serie 400/420

09-

## Eng. D 13 K 420

FH-Serie 440

05-

## Eng. D 13 B/D 440

## Eng. D 13 C 460

FH-Serie 460

09-

## Eng. D 13 K 460

FM-Serie 460

09-

FMX-Serie 460

## Eng. D 13 B/C 500

FH-Serie 500

05-

## Eng. D 13 B/C 500

FM 500 Euro 5

09-

264-382 kW (360-520 PS)

12800 ccm



MODEL / ENGINE

YEAR

Dia.  
CYL

Ø x L



SM-REF



SM-REF.

Piston  
Dia.

SM-REF.



SM-REF.

**VOLVO DIESEL****Eng. D 13 A 360**

Euro 4

131,00

6

3,50

795161-00-1  
914 IF Nit PVD S

-

131,00

955162-1

A=143,85

L=261,7

H=11,2

C=159,55

F=1,2

-

**Eng. D 13 B 360**

FH Series 360

FM Series 360

Euro 4

2,50

911 IF Nit U S

3,00

947 EX Nit S

**Eng. D 13 B 400 / 440**

FH Series 400 / 440

FM Series 400 / 440

**Eng. D 13 B 500**

FMX Series 500

FH Series 500

FM Series 500

Euro 4

05-

07-

10-

07-

07-

**Eng. D 13 C 380**

FMX Series 380

FM Series 380

Euro 4

10-

07-

**Eng. D 13 C 420****Eng. D 13 C 460**

FMX Series 460

FH Series 460

FM Series 460

Bus B13 Series B13R

Euro 4

10-

12-

07-

12-

**Eng. D 13 C 500**

FMX Series 500

FH Series 500

FM Series 500

Euro 4

10-

07-

07-

**Eng. D 13 C 540**

FMS Series 540

FH Series 540

Euro 4

12800 ccm

264-382 kW (360-520 PS)

10-

12-

**Eng. D 13 A 400****Eng. D 13 A 440**

FH 400

FM 400

Euro 5

**Eng. D 13 A 480**

FH 480

FM 480

Euro 5

**Eng. D 13 A 520**

FH 520

Euro 5

12777 ccm

294-382 kW (400-520 PS)

05-

07-

07-

05-

07-

-05

75,9

58

3,50

795161-00-1

914 IF Nit PVD S

2,50

911 IF Nit U S

3,00

947 EX Nit S

805119-00-1

-

S

131,00

955162-1

A=143,85

L=261,7

H=11,2

C=159,55

F=1,2

815119-2

925114-1

1 x FP 2,4

2 x EP 5,7

1 x FP 5,7

**Eng. D 16 A****Eng. D 16 A 470 / A 520****Eng. D 16 B 470 / B 520**

16120-16123 ccm

346-382 kW (470-520 PS)

144,00

6

4,50

914 IW Mo \*

3,50

911 IF U

5,00

947 EX Cr

-

144,00

-

-



MODEL / ENGINE

YEAR

Dia.  
CYLVT  
MT

Ø x L



SM-REF



SM-REF.

Piston  
Dia.

SM-REF.



SM-REF.



SM-REF.

**WEICHAI****Eng. WD 615**126,00  
63,45 914 IF Cr P \*  
3,00 911 IF U Cr P  
4,00 947 EX Cr P**790030-00-1**

-

126,00

-

-

**Eng. WD 615.69 Euro 2**9726 ccm  
247 kW (336 PS)126,00  
63,50 914 IF Mo \* P  
3,00 931 P  
4,00 947 EX Cr P**795503-00-1**

-

126,00

**955501-1**  
A=130,02  
L=241  
H=4,78  
C=134,5

-

**YANMAR****Industrial**

Eng. 3FT120T

92,00  
42,00 913 Cr S  
2,00 911 IF P  
4,00 947 EX Cr**790054-00-3**

-

92,00

-

-

**ZETOR****Eng. 2001**2011 / 2013 / 2017  
2023 / 2511  
1560 ccm  
17-20,5 kW (23-28 PS)

60-77

95,00  
23,00 910 Cr  
3,00 911 P  
3,00 931 P  
5,00 947 EX P**795810-00-1**

-

95,00

-

-

**Eng. 3001**3011 / 3013 / 3016 / 3017  
3045 / 3511 / 3516  
2340 ccm  
25-29,5 kW (34-40 PS)

60-77

95,00  
3**Eng. 4011**4011 / 4511  
3120 ccm  
32-35 kW (44-48 PS)

60-77

95,00  
4**Eng. 5501**5511 / 5516 / 5545 / 5547  
5711 / 5718 / 5845 / 5748  
4680 ccm  
38-44 kW (51-60 PS)

60-77

95,00  
6**Eng. 2001**Tractor 5511 / 5516 / 5545  
5547 / 5711 / 5718 / 5845  
5748  
1560 ccm

60-77

95,00  
23,00 910 Cr  
3,00 911 P  
3,00 931 P  
5,00 947 EX  
5,00 946 P**795804-00-1**

-

95,00

-

-

**Eng. 3001**

2340 ccm

60-77

95,00  
3**Eng. 4001**

3120 ccm

60-77

95,00  
4**Eng. 5501**4680 ccm  
20,5-44 kW (28-60 PS)

60-77

95,00  
6



MODEL / ENGINE

YEAR

Dia.  
CYL

Ø x L



SM-REF



SM-REF.

Piston  
Dia.

SM-REF.



SM-REF.

**ZETOR****Eng. 4901 / 5201**4911 / 4945 / 5211 / 5245  
2696 ccm  
26-33 kW (35-45 PS)102,00  
3

78-

3,00 910 Cr  
3,00 911 P  
3,00 911 P  
5,00 947 EX Cr

795805-00-1

-

102,00

-

-

**Eng. 6901 / 7201**6211 / 6911 / 6245 / 6945  
7011 / 7045 / 7211 / 7245  
3595 ccm  
42-45,5 kW (57-62 PS)102,00  
4**Eng. 5201**5211 / 5245  
2696 ccm  
26-34 kW (36-46 PS)102,00  
3

86-

3,00 910 Cr  
3,00 911 P  
5,00 947 EX Cr

795807-00-1

-

102,00

-

-

**Eng. 7201 / 7701**7211 / 7245 / 7711 / 7745  
3595 / 3922 ccm  
48-55 kW (65-75 PS)102,00  
4**Eng. GM 01**8001 / 8401  
3421 ccm  
37,5-41 kW (51-56 PS)

69-

3,00 910 Cr  
3,00 911  
3,00 930  
6,00 947 EX Cr P

795802-00-1

-

110,00

-

-

**Eng. GZ 01 / 8001**8011 / 8045  
4562 ccm  
55-56 kW (75-76 PS)

69-

110,00  
4**Eng. 8601**8611 / 12011 / 12045 / 12145  
6842 ccm  
84-87 kW (114-118 PS)

69-

110,00  
6**Eng. 8401**Tractor 10045 / 16045  
4562 ccm110,00  
43,00 910 Cr  
3,00 911  
6,00 947 EX Cr P

795803-00-2

-

110,00

-

-

**Eng. 8602**6842 ccm  
53-110,5 kW (72,5-150 PS)110,00  
6**Eng. 8401 / 8402**

4562 ccm

110,00  
43,00 914 Cr P \*  
3,00 911  
6,00 947 EX Cr P

795806-00-1

-

110,00

-

-

**Eng. 8602 / 8701**Tractor 8111 / 8145 / 9111  
9145 / 10111 / 10145  
12111 / 12145 / 14145  
6842 ccm  
59-116 kW (80-158 PS)110,00  
6

**Vergleichsnummern Liste**  
**Mahle - SM**

**Cross reference list**  
**Mahle - SM**

**Liste d'équivalences**  
**Mahle - SM**

**Cruce de referencias**  
**Mahle - SM**

**Кросс-номера**  
**Mahle - SM**

**قوائم المقارنة**  
**Mahle - SM**



**VERGLEICHNUMMERN  
CROSS-REFERENCE  
Mahle- SM**

Cross ref.	SM ref.:	Product Category	Manufacturer Type	Bore dia.
00024N1	791016-70-5	Piston ring set	Mercedes Benz / Ssang Yong 5 Cyl.	89,70 mm
0010100	801071-00-1	Piston	Mercedes Benz / Ssang Yong	89,00 mm
0010101	801071-50-1	Piston	Mercedes Benz / Ssang Yong	89,50 mm
00101G0	791016-00-5	Piston ring set	Mercedes Benz / Ssang Yong 5 Cyl.	89,00 mm
00101G0	791059-00-1	Piston ring set	Mercedes Benz / Ssang Yong 1 Cyl.	89,00 mm
00101G0	791059-00-4	Piston ring set	Mercedes Benz / Ssang Yong 4 Cyl.	89,00 mm
00101G1	791016-50-5	Piston ring set	Mercedes Benz / Ssang Yong 5 Cyl.	89,50 mm
00101G1	791059-50-1	Piston ring set	Mercedes Benz / Ssang Yong 1 Cyl.	89,50 mm
00101G1	791059-50-4	Piston ring set	Mercedes Benz / Ssang Yong 4 Cyl.	89,50 mm
00101N0	791016-00-5	Piston ring set	Mercedes Benz / Ssang Yong 5 Cyl.	89,00 mm
00101N0	791059-00-1	Piston ring set	Mercedes Benz / Ssang Yong 1 Cyl.	89,00 mm
00101N0	791059-00-4	Piston ring set	Mercedes Benz / Ssang Yong 4 Cyl.	89,00 mm
00101N2	791016-50-5	Piston ring set	Mercedes Benz / Ssang Yong 5 Cyl.	89,50 mm
00101N2	791059-50-1	Piston ring set	Mercedes Benz / Ssang Yong 1 Cyl.	89,50 mm
00101N2	791059-50-4	Piston ring set	Mercedes Benz / Ssang Yong 4 Cyl.	89,50 mm
00101V0	791016-00-5	Piston ring set	Mercedes Benz / Ssang Yong 5 Cyl.	89,00 mm
00101V0	791059-00-1	Piston ring set	Mercedes Benz / Ssang Yong 1 Cyl.	89,00 mm
00101V0	791059-00-4	Piston ring set	Mercedes Benz / Ssang Yong 4 Cyl.	89,00 mm
00101V2	791016-50-5	Piston ring set	Mercedes Benz / Ssang Yong 5 Cyl.	89,50 mm
00101V2	791059-50-1	Piston ring set	Mercedes Benz / Ssang Yong 1 Cyl.	89,50 mm
00101V2	791059-50-4	Piston ring set	Mercedes Benz / Ssang Yong 4 Cyl.	89,50 mm
0010400	801019-00-1	Piston	Mercedes Benz	89,00 mm
0010401	801019-50-1	Piston	Mercedes Benz	89,50 mm
0010800	801097-00-1	Piston	Mercedes Benz	128,00mm
0010900	801040-00-1	Piston	Mercedes Benz	89,91 mm
0010901	801040-25-1	Piston	Mercedes Benz	90,16 mm
0011000	801041-00-1	Piston	Mercedes Benz	89,91 mm
0011001	801041-25-1	Piston	Mercedes Benz	90,16 mm
0011002	801041-50-1	Piston	Mercedes Benz	90,41 mm
00112N0	791073-00-6	Piston ring set	Mercedes Benz 6 Cyl.	83,20 mm
00112N0	791073-00-6	Piston ring set	Mercedes Benz 6 Cyl.	83,20 mm
00114N0	791050-00-6	Piston ring set	Mercedes Benz 6 Cyl.	89,90 mm
00114N0	791065-00-4	Piston ring set	Mercedes Benz / Ssang Yong 4 Cyl.	89,90 mm
0012300	801093-00-1	Piston	Mercedes Benz	130,00 mm
0012390	811093-2	Assembly	Mercedes Benz	130,00 mm
00123V0	791090-00-1	Piston ring set	Mercedes Benz 1 Cyl.	130,00 mm
00124N0	791084-00-4	Piston ring set	Mercedes Benz 4 Cyl.	80,00 mm
0012900	801063-00-1	Piston	Mercedes Benz	75,00 mm
0012901	801063-50-1	Piston	Mercedes Benz	75,50 mm
0012903	801063-10-1	Piston	Mercedes Benz	76,00 mm
0012904	801063-15-1	Piston	Mercedes Benz	76,50 mm
00135N0	791033-00-1	Piston ring set	Mercedes Benz / FAP-Famos 1 Cyl.	128,00 mm
00135N0	791270-00-1	Piston ring set	Mercedes Benz 1 Cyl.	128,00 mm
00136N0	791077-00-4	Piston ring set	Mercedes Benz 4 Cyl.	88,00 mm
00136N0	791089-00-1	Piston ring set	Mercedes Benz 1 Cyl.	88,00 mm
00136N0	791275-00-1	Piston ring set	Mercedes Benz 1 Cyl.	88,00 mm
00136N2	791077-50-4	Piston ring set	Mercedes Benz 4 Cyl.	88,50 mm
00136N2	791089-50-1	Piston ring set	Mercedes Benz 1 Cyl.	88,50 mm
0014000	801028-00-1	Piston	Mercedes Benz	89,90 mm
0014000	801090-00-1	Piston	Mercedes Benz	89,91 mm
0014001	801028-25-1	Piston	Mercedes Benz	90,15 mm
0014002	801028-50-1	Piston	Mercedes Benz	90,40 mm
00140N0	791050-00-6	Piston ring set	Mercedes Benz 6 Cyl.	89,90 mm
00140N0	791065-00-4	Piston ring set	Mercedes Benz / Ssang Yong 4 Cyl.	89,90 mm
00140V0	791050-00-6	Piston ring set	Mercedes Benz 6 Cyl.	89,90 mm
00140V0	791065-00-4	Piston ring set	Mercedes Benz / Ssang Yong 4 Cyl.	89,90 mm
00182N0	791005-00-4	Piston ring set	Mercedes Benz 4 Cyl.	87,00 mm
00183N0	791005-00-4	Piston ring set	Mercedes Benz 4 Cyl.	87,00 mm
0018600	801036-00-1	Piston	Mercedes Benz	87,00 mm
0018602	801036-50-1	Piston	Mercedes Benz	87,50 mm
0018603	801036-10-1	Piston	Mercedes Benz	88,00 mm
00187N0	791010-00-4	Piston ring set	Mercedes Benz 4 Cyl.	87,00 mm
00187N2	791010-50-4	Piston ring set	Mercedes Benz 4 Cyl.	87,50 mm
00187V0	791010-00-4	Piston ring set	Mercedes Benz 4 Cyl.	87,00 mm
00187V2	791010-50-4	Piston ring set	Mercedes Benz 4 Cyl.	87,50 mm
00192N0	791009-00-4	Piston ring set	Mercedes Benz / Seat 4 Cyl.	87,00 mm
00192N2	791009-50-4	Piston ring set	Mercedes Benz / Seat 4 Cyl.	87,50 mm
001LW00138000	951002-1	Cylinder liner	Mercedes Benz	132,00 mm
001LW00138001	951002-2	Cylinder liner with seal set	Mercedes Benz	132,00 mm

**VERGLEICHNUMMERN  
CROSS-REFERENCE  
Mahle- SM**

Cross ref.	SM ref.:	Product Category	Manufacturer Type	Bore dia.
001LW00142000	951003-1	Cylinder liner	Mercedes Benz	125,00 mm
001LW00143001	951001-1	Cylinder liner	Mercedes Benz	132,00 mm
001LW00143001	951001-2	Cylinder liner with seal set	Mercedes Benz	132,00 mm
001PI00103000	801018-00-1	Piston	Mercedes Benz	85,00 mm
001PI00103002	801018-50-1	Piston	Mercedes Benz	85,50 mm
001PI00105000	801065-00-1	Piston	Mercedes Benz	88,00 mm
001RS001110N0	791277-00-4	Piston ring set	Mercedes Benz 4 Cyl.	83,00 mm
001RS001360N0	791285-00-1	Piston ring set	Mercedes Benz 1 Cyl.	130,00 mm
001RS001630N0	791272-00-4	Piston ring set	Mercedes Benz 4 Cyl.	82,00 mm
001RS001740V0	791278-00-1	Piston ring set	Detroit Diesel / Mercedes Benz 1 Cyl.	132,00 mm
001RS001750N0	791284-00-4	Piston ring set	Mercedes Benz 4 Cyl.	83,00 mm
001RS111130N0	791257-00-1	Piston ring set	Mercedes Benz 1 Cyl.	83,00 mm
001RS111130N0	791257-00-4	Piston ring set	Mercedes Benz 4 Cyl.	83,00 mm
001RS111140N0	791278-00-1	Piston ring set	Detroit Diesel / Mercedes Benz 1 Cyl.	132,00 mm
001RS111150N0	791014-00-1	Piston ring set	Mercedes Benz 1 Cyl.	125,00 mm
001RS111210N0	791283-00-4	Piston ring set	Mercedes Benz 4 Cyl.	83,00 mm
001RS111250N0	791265-00-2	Piston ring set	Mercedes Benz 2 Cyl.	88,00 mm
001SK50007000	921045-1	Cylinder liner seal set	Mercedes Benz	125,00 mm
001WN21	951064-1	Cylinder liner	Mercedes Benz	128,00 mm
001WN21	951064-2	Cylinder liner with seal set	Mercedes Benz	128,00 mm
001WV01	951025-4	Cylinder liner	Mercedes Benz	semi
001WV03	951026-4	Cylinder liner	Mercedes Benz	semi
001WV04	951061-4	Cylinder liner	Mercedes Benz	semi
001WV06	951063-4	Cylinder liner	Mercedes Benz	semi
001WV09	951040-4	Cylinder liner	Mercedes Benz	semi
00201N0	791059-00-4	Piston ring set	Mercedes Benz / Ssang Yong 4 Cyl.	89,00 mm
00201N0	791016-00-5	Piston ring set	Mercedes Benz / Ssang Yong 5 Cyl.	89,00 mm
00201N0	791059-00-1	Piston ring set	Mercedes Benz / Ssang Yong 1 Cyl.	89,00 mm
00203N0	791053-00-6	Piston ring set	Mercedes Benz 6 Cyl.	82,90 mm
00203N1	791053-50-6	Piston ring set	Mercedes Benz 6 Cyl.	83,40 mm
00204N0	791053-00-6	Piston ring set	Mercedes Benz 6 Cyl.	82,90 mm
00204N1	793839-50-4	Piston ring set	Nissan / Renault 4 Cyl.	69,50 mm
00204N1	791053-50-6	Piston ring set	Mercedes Benz 6 Cyl.	83,40 mm
0020500	801020-00-1	Piston	Mercedes Benz	87,00 mm
0020501	801020-50-1	Piston	Mercedes Benz	87,50 mm
0020502	801020-10-1	Piston	Mercedes Benz	88,00 mm
0020600	801026-00-1	Piston	Mercedes Benz	87,00 mm
0020602	801026-50-1	Piston	Mercedes Benz	87,50 mm
00208N0	791035-00-4	Piston ring set	Mercedes Benz 4 Cyl.	87,00 mm
00208N0	791036-00-5	Piston ring set	Mercedes Benz 5 Cyl.	87,00 mm
00208N1	791035-50-4	Piston ring set	Mercedes Benz 4 Cyl.	87,50 mm
00208N1	791036-50-5	Piston ring set	Mercedes Benz 5 Cyl.	87,50 mm
0021400	801023-00-1	Piston	Mercedes Benz	89,00 mm
0021401	801023-50-1	Piston	Mercedes Benz	89,50 mm
0021511	801023-50-1	Piston	Mercedes Benz	89,50 mm
0021512	801023-10-1	Piston	Mercedes Benz	90,00 mm
00215N0	791038-00-4	Piston ring set	Mercedes Benz 4 Cyl.	89,00 mm
00215N1	791038-50-4	Piston ring set	Mercedes Benz 4 Cyl.	89,50 mm
00215N2	791038-10-4	Piston ring set	Mercedes Benz 4 Cyl.	90,00 mm
0021600	801082-00-1	Piston	Mercedes Benz	89,00 mm
0021720	801024-00-1	Piston	Mercedes Benz	89,00 mm
0021721	801024-50-1	Piston	Mercedes Benz	89,50 mm
0021800	801081-00-1	Piston	Mercedes Benz	89,00 mm
0021900	801013-00-1	Piston	Mercedes Benz	88,50 mm
0021901	801013-50-1	Piston	Mercedes Benz	89,00 mm
00219G0	791049-00-6	Piston ring set	Mercedes Benz 6 Cyl.	88,50 mm
00219N0	791049-00-6	Piston ring set	Mercedes Benz 6 Cyl.	88,50 mm
00219N1	791049-50-6	Piston ring set	Mercedes Benz 6 Cyl.	89,00 mm
00219V0	791049-00-6	Piston ring set	Mercedes Benz 6 Cyl.	88,50 mm
00219V1	791049-50-6	Piston ring set	Mercedes Benz 6 Cyl.	89,00 mm
0022300	801042-00-1	Piston	Mercedes Benz	87,00 mm
0022302	801042-50-1	Piston	Mercedes Benz	87,50 mm
00223N0	791048-00-1	Piston ring set	Mercedes Benz 1 Cyl.	87,00 mm
00223N2	791048-50-1	Piston ring set	Mercedes Benz 1 Cyl.	87,50 mm
0022400	801070-00-1	Piston	Mercedes Benz / Ssang Yong	89,00 mm
0022401	801070-70-1	Piston	Mercedes Benz / Ssang Yong	89,70 mm
0022402	801070-50-1	Piston	Mercedes Benz / Ssang Yong	89,50 mm
00224N0	791016-00-5	Piston ring set	Mercedes Benz / Ssang Yong 5 Cyl.	89,00 mm
00224N0	791059-00-1	Piston ring set	Mercedes Benz / Ssang Yong 1 Cyl.	89,00 mm



**VERGLEICHNUMMERN  
CROSS-REFERENCE  
Mahle- SM**

Cross ref.	SM ref.:	Product Category	Manufacturer Type	Bore dia.
00224N0	791059-00-4	Piston ring set	Mercedes Benz / Ssang Yong 4 Cyl.	89,00 mm
00224N1	791059-70-4	Piston ring set	Mercedes Benz / Ssang Yong 4 Cyl.	89,70 mm
00224N2	791016-50-5	Piston ring set	Mercedes Benz / Ssang Yong 5 Cyl.	89,50 mm
00224N2	791059-50-1	Piston ring set	Mercedes Benz / Ssang Yong 1 Cyl.	89,50 mm
00224N2	791059-50-4	Piston ring set	Mercedes Benz / Ssang Yong 4 Cyl.	89,50 mm
0022500	801025-00-1	Piston	Mercedes Benz	89,00 mm
0022501	801025-50-1	Piston	Mercedes Benz	89,50 mm
0022502	801025-10-1	Piston	Mercedes Benz	90,00 mm
00225N0	791038-00-4	Piston ring set	Mercedes Benz 4 Cyl.	89,00 mm
00225N1	791038-50-4	Piston ring set	Mercedes Benz 4 Cyl.	89,50 mm
00225N2	791038-10-4	Piston ring set	Mercedes Benz 4 Cyl.	90,00 mm
0022800	801022-00-1	Piston	Mercedes Benz	89,00 mm
0022801	801022-50-1	Piston	Mercedes Benz	89,50 mm
0022802	801022-10-1	Piston	Mercedes Benz	90,00 mm
0023000	801005-00-1	Piston	Mercedes Benz	87,00 mm
0024400	801027-00-1	Piston	Mercedes Benz	90,90 mm
0024402	801027-50-1	Piston	Mercedes Benz	91,50 mm
0024403	801027-70-1	Piston	Mercedes Benz	91,70 mm
0024800	801074-00-1	Piston	Mercedes Benz	91,00 mm
0024900	801061-00-1	Piston	Mercedes Benz	90,90 mm
0024902	801061-50-1	Piston	Mercedes Benz	91,50 mm
0024903	801061-70-1	Piston	Mercedes Benz	91,70 mm
00249G0	791025-00-4	Piston ring set	Mercedes Benz 4 Cyl.	90,90 mm
00249G0	791026-00-5	Piston ring set	Mercedes Benz 5 Cyl.	90,90 mm
00249G1	791013-00-1	Piston ring set	Mercedes Benz 1 Cyl.	91,00 mm
00249G1	791013-00-4	Piston ring set	Mercedes Benz 4 Cyl.	91,00 mm
00249G1	791027-00-5	Piston ring set	Mercedes Benz 5 Cyl.	91,00 mm
00249G3	791013-50-1	Piston ring set	Mercedes Benz 1 Cyl.	91,50 mm
00249G3	791013-50-4	Piston ring set	Mercedes Benz 4 Cyl.	91,50 mm
00249G3	791025-50-4	Piston ring set	Mercedes Benz 4 Cyl.	91,50 mm
00249G3	791026-50-5	Piston ring set	Mercedes Benz 5 Cyl.	91,50 mm
00249N0	791025-00-4	Piston ring set	Mercedes Benz 4 Cyl.	90,90 mm
00249N0	791026-00-5	Piston ring set	Mercedes Benz 5 Cyl.	90,90 mm
00249N1	791013-00-1	Piston ring set	Mercedes Benz 1 Cyl.	91,00 mm
00249N1	791013-00-4	Piston ring set	Mercedes Benz 4 Cyl.	91,00 mm
00249N1	791027-00-5	Piston ring set	Mercedes Benz 5 Cyl.	91,00 mm
00249N3	791013-50-1	Piston ring set	Mercedes Benz 1 Cyl.	91,50 mm
00249N3	791013-50-4	Piston ring set	Mercedes Benz 4 Cyl.	91,50 mm
00249N3	791025-50-4	Piston ring set	Mercedes Benz 4 Cyl.	91,50 mm
00249N3	791026-50-5	Piston ring set	Mercedes Benz 5 Cyl.	91,50 mm
00249V0	791025-00-4	Piston ring set	Mercedes Benz 4 Cyl.	90,90 mm
00249V0	791026-00-5	Piston ring set	Mercedes Benz 5 Cyl.	90,90 mm
00249V1	791013-00-1	Piston ring set	Mercedes Benz 1 Cyl.	91,00 mm
00249V1	791013-00-4	Piston ring set	Mercedes Benz 4 Cyl.	91,00 mm
00249V1	791027-00-5	Piston ring set	Mercedes Benz 5 Cyl.	91,00 mm
00249V3	791013-50-1	Piston ring set	Mercedes Benz 1 Cyl.	91,50 mm
00249V3	791013-50-4	Piston ring set	Mercedes Benz 4 Cyl.	91,50 mm
00249V3	791025-50-4	Piston ring set	Mercedes Benz 4 Cyl.	91,50 mm
00249V3	791026-50-5	Piston ring set	Mercedes Benz 5 Cyl.	91,50 mm
00256N0	791056-00-4	Piston ring set	Mercedes Benz 4 Cyl.	92,00 mm
0026400	801010-00-1	Piston	Kompressor / Mercedes Benz	94,00 mm
0026490	811010-1	Assembly	Kompressor / Mercedes Benz	94,00 mm
00264N0	791043-00-1	Piston ring set	Mercedes Benz 1 Cyl.	94,00 mm
00274N0	791094-00-4	Piston ring set	Mercedes Benz 4 Cyl.	95,50 mm
00274N1	791094-50-4	Piston ring set	Mercedes Benz 4 Cyl.	96,00 mm
00277N0	791040-00-4	Piston ring set	Mercedes Benz 4 Cyl.	95,50 mm
00277N1	791040-50-4	Piston ring set	Mercedes Benz 4 Cyl.	96,00 mm
00277N2	791040-10-4	Piston ring set	Mercedes Benz 4 Cyl.	96,50 mm
0027900	801066-00-1	Piston	Mercedes Benz	97,50 mm
0027910	801066-50-1	Piston	Mercedes Benz	98,00 mm
0028000	801078-00-1	Piston	Mercedes Benz	97,50 mm
0028001	801078-50-1	Piston	Mercedes Benz	98,00 mm
00280N0	791044-00-1	Piston ring set	Mercedes Benz / FAP-Famos 1 Cyl.	97,50 mm
00280N1	791044-50-1	Piston ring set	Mercedes Benz 1 Cyl.	98,00 mm
00280V0	791044-00-1	Piston ring set	Mercedes Benz / FAP-Famos 1 Cyl.	97,50 mm
00280V1	791044-50-1	Piston ring set	Mercedes Benz 1 Cyl.	98,00 mm
0028100	801076-00-1	Piston	Mercedes Benz	97,50 mm
0029302	801073-50-1	Piston	Mercedes Benz	87,50 mm
0029310	801051-00-1	Piston	Mercedes Benz	87,00 mm

**VERGLEICHNUMMERN  
CROSS-REFERENCE  
Mahle- SM**

Cross ref.	SM ref.:	Product Category	Manufacturer Type	Bore dia.
0029312	801051-50-1	Piston	Mercedes Benz	87,50 mm
00293N0	791048-00-1	Piston ring set	Mercedes Benz 1 Cyl.	87,00 mm
00293N2	791048-50-1	Piston ring set	Mercedes Benz 1 Cyl.	87,50 mm
0029600	801091-00-1	Piston	Mercedes Benz	89,90 mm
0029601	801091-25-1	Piston	Mercedes Benz	90,15 mm
0029602	801091-50-1	Piston	Mercedes Benz	90,40 mm
0029800	801068-00-1	Piston	Mercedes Benz	97,50 mm
00298N0	791044-00-1	Piston ring set	Mercedes Benz / FAP-Famos 1 Cyl.	97,50 mm
00298N1	791044-50-1	Piston ring set	Mercedes Benz 1 Cyl.	98,00 mm
0029900	801069-00-1	Piston	Mercedes Benz	97,50 mm
002WR05	951010-1	Cylinder liner	Kompressor / Mercedes Benz	94,00 mm
002WV04	951070-4	Cylinder liner	Mercedes Benz	semi
002WV06	951022-4	Cylinder liner	Mercedes Benz	semi
0030600	801029-00-1	Piston	Mercedes Benz	89,91 mm
0030601	801029-25-1	Piston	Mercedes Benz	90,16 mm
0030602	801029-50-1	Piston	Mercedes Benz	90,41 mm
0030700	801090-00-1	Piston	Mercedes Benz	89,91 mm
0030701	801090-25-1	Piston	Mercedes Benz	90,16 mm
0030702	801090-50-1	Piston	Mercedes Benz	90,41 mm
0031500	801098-00-1	Piston	Mercedes Benz	80,00 mm
00315N0	791071-00-4	Piston ring set	Mercedes Benz 4 Cyl.	80,00 mm
00315V0	791071-00-4	Piston ring set	Mercedes Benz 4 Cyl.	80,00 mm
0031600	801077-00-1	Piston	Mercedes Benz	102,00 mm
00316N0	791083-00-1	Piston ring set	Mercedes Benz 1 Cyl.	102,00 mm
00316V0	791083-00-1	Piston ring set	Mercedes Benz 1 Cyl.	102,00 mm
00322N0	791079-00-4	Piston ring set	Mercedes Benz 4 Cyl.	84,00 mm
0032392	811097-2	Assembly	Mercedes Benz	130,00 mm
0033600	801056-00-1	Piston	Mercedes Benz	125,00 mm
0033693	811056-2	Assembly	Mercedes Benz	125,00 mm
00337N0	791087-00-2	Piston ring set	Mercedes Benz 2 Cyl.	125,00 mm
0034000	801058-00-1	Piston	Mercedes Benz	125,00 mm
0034093	811058-2	Assembly	Mercedes Benz	125,00 mm
00340V0	791230-00-1	Piston ring set	Mercedes Benz 1 Cyl.	125,00 mm
0034200	801045-00-1	Piston	Mercedes Benz	125,00 mm
0034290	811083-2	Assembly	Mercedes Benz	125,00 mm
0034293	811045-2	Assembly	Mercedes Benz	125,00 mm
0034293	811083-2	Assembly	Mercedes Benz	125,00 mm
0034296	811045-2	Assembly	Mercedes Benz	125,00 mm
0034500	801044-00-1	Piston	Mercedes Benz	125,00 mm
0034593	811044-2	Assembly	Mercedes Benz	125,00 mm
00345G0	791019-00-1	Piston ring set	Mercedes Benz 1 Cyl.	125,00 mm
00345N0	791019-00-1	Piston ring set	Mercedes Benz 1 Cyl.	125,00 mm
00345V0	791019-00-1	Piston ring set	Mercedes Benz 1 Cyl.	125,00 mm
0035400	801035-00-1	Piston	Mercedes Benz	128,00 mm
0035412	801035-50-1	Piston	Mercedes Benz	128,50 mm
0035413	801035-10-1	Piston	Mercedes Benz	129,00 mm
00354G0	791020-00-1	Piston ring set	Mercedes Benz 1 Cyl.	128,00 mm
00354G2	791020-50-1	Piston ring set	Mercedes Benz 1 Cyl.	128,50 mm
00354G3	791020-10-1	Piston ring set	Mercedes Benz 1 Cyl.	129,00 mm
00354N0	791020-00-1	Piston ring set	Mercedes Benz 1 Cyl.	128,00 mm
00354N2	791020-50-1	Piston ring set	Mercedes Benz 1 Cyl.	128,50 mm
00354N3	791020-10-1	Piston ring set	Mercedes Benz 1 Cyl.	129,00 mm
00354V0	791020-00-1	Piston ring set	Mercedes Benz 1 Cyl.	128,00 mm
00354V2	791020-50-1	Piston ring set	Mercedes Benz 1 Cyl.	128,50 mm
00354V3	791020-10-1	Piston ring set	Mercedes Benz 1 Cyl.	129,00 mm
0036200	801057-00-1	Piston	Mercedes Benz	125,00 mm
0036210	801034-00-1	Piston	Mercedes Benz	125,00 mm
0036290	811057-2	Assembly	Mercedes Benz	125,00 mm
00362N0	791070-00-1	Piston ring set	Mercedes Benz 1 Cyl.	125,00 mm
00362V0	791022-00-1	Piston ring set	Mercedes Benz 1 Cyl.	125,00 mm
0036400	801092-00-1	Piston	Mercedes Benz	128,00 mm
0036490	811092-2	Assembly	Mercedes Benz	128,00 mm
0036493	811092-2	Assembly	Mercedes Benz	128,00 mm
0036500	801049-00-1	Piston	Mercedes Benz	128,00 mm
0036511	801049-50-1	Piston	Mercedes Benz	128,50 mm
0036512	801049-10-1	Piston	Mercedes Benz	129,00 mm
0036610	801046-00-1	Piston	Mercedes Benz	128,00 mm
0036680	811046-2	Assembly	Mercedes Benz	128,00 mm
0036683	811084-2	Assembly	Mercedes Benz	128,00 mm

**VERGLEICHNUMMERN  
CROSS-REFERENCE  
Mahle- SM**

Cross ref.	SM ref.:	Product Category	Manufacturer Type	Bore dia.
0036690	811046-2	Assembly	Mercedes Benz	128,00 mm
0036693	811046-2	Assembly	Mercedes Benz	128,00 mm
00366V0	791062-00-1	Piston ring set	Mercedes Benz 1 Cyl.	128,00 mm
0036700	801047-00-1	Piston	Mercedes Benz	128,00 mm
0036793	811085-2	Assembly	Mercedes Benz	128,00 mm
0036795	811047-2	Assembly	Mercedes Benz	128,00 mm
0037490	811086-2	Assembly	Mercedes Benz	128,00 mm
0037600	801048-00-1	Piston	Mercedes Benz	128,00 mm
0037690	811086-2	Assembly	Mercedes Benz	128,00 mm
0037693	811048-2	Assembly	Mercedes Benz	128,00 mm
00376N0	791033-00-1	Piston ring set	Mercedes Benz / FAP-Famos 1 Cyl.	128,00 mm
00376N0	791287-00-1	Piston ring set	Mercedes Benz 1 Cyl.	128,00 mm
00376V0	791062-00-1	Piston ring set	Mercedes Benz 1 Cyl.	128,00 mm
0037790	811087-2	Assembly	Mercedes Benz	128,00 mm
0037793	811052-2	Assembly	Mercedes Benz	128,00 mm
0037800	801062-00-1	Piston	Mercedes Benz	130,00 mm
0037890	811062-2	Assembly	Mercedes Benz	130,00 mm
00378N0	791060-00-1	Piston ring set	Mercedes Benz 1 Cyl.	130,00 mm
0037LW00102001	955161-2	Cylinder liner with seal set	Volvo / Renault	131,00 mm
0038000	801050-00-1	Piston	Mercedes Benz	128,00 mm
0038500	801094-00-1	Piston	Mercedes Benz	128,00 mm
0038590	811094-2	Assembly	Mercedes Benz	128,00 mm
0038600	801095-00-1	Piston	Mercedes Benz	128,00 mm
0038690	811095-2	Assembly	Mercedes Benz	128,00 mm
0038900	801096-00-1	Piston	Mercedes Benz	130,00 mm
0038990	811096-2	Assembly	Mercedes Benz	130,00 mm
0039000	801054-00-1	Piston	Mercedes Benz	128,00 mm
0039090	811054-2	Assembly	Mercedes Benz	128,00 mm
0039100	801052-00-1	Piston	Mercedes Benz	128,00 mm
0039190	811052-2	Assembly	Mercedes Benz	128,00 mm
0039200	801053-00-1	Piston	Mercedes Benz	128,00 mm
0039290	811053-2	Assembly	Mercedes Benz	128,00 mm
0039300	801050-00-1	Piston	Mercedes Benz	128,00 mm
0039390	811050-2	Assembly	Mercedes Benz	128,00 mm
0039400	801083-00-1	Piston	Smart 599 ccm	63,50 mm
0039401	801083-25-1	Piston	Smart 599 ccm	63,75 mm
0039402	801083-50-1	Piston	Smart 599 ccm	64,00 mm
00394N0	791081-00-3	Piston ring set	Mercedes Benz / Smart 3 Cyl.	63,50 mm
00394N1	791081-25-3	Piston ring set	Mercedes Benz / Smart 3 Cyl.	63,75 mm
00394N2	791081-50-3	Piston ring set	Mercedes Benz / Smart 3 Cyl.	64,00 mm
0039700	801080-00-1	Piston	Mercedes Benz	102,00 mm
0039800	801089-00-1	Piston	Mercedes Benz	102,00 mm
0039900	801084-00-1	Piston	Smart 698 ccm	66,50 mm
0039901	801084-25-1	Piston	Smart 698 ccm	66,75 mm
0039902	801084-50-1	Piston	Smart 698 ccm	67,00 mm
00399N0	791251-00-3	Piston ring set	Mercedes Benz / Smart 3 Cyl.	66,50 mm
00399N1	791251-25-3	Piston ring set	Mercedes Benz / Smart 3 Cyl.	66,75 mm
00399N2	791251-50-3	Piston ring set	Mercedes Benz / Smart 3 Cyl.	67,00 mm
003WN14	951043-1	Cylinder liner	Mercedes Benz	125,00 mm
003WN1401	951043-2	Cylinder liner with seal set	Mercedes Benz	125,00 mm
003WN15	951046-1	Cylinder liner	Mercedes Benz	128,00 mm
003WN15	951046-2	Cylinder liner with seal set	Mercedes Benz	128,00 mm
003WN16	951056-1	Cylinder liner	Mercedes Benz	125,00 mm
003WN16	951056-2	Cylinder liner with seal set	Mercedes Benz	125,00 mm
003WN23	951062-1	Cylinder liner	Mercedes Benz	130,00 mm
003WN23	951062-2	Cylinder liner with seal set	Mercedes Benz	130,00 mm
003WN24	951045-1	Cylinder liner	Mercedes Benz	125,00 mm
003WN2401	951045-2	Cylinder liner with seal set	Mercedes Benz	125,00 mm
003WN25	951044-1	Cylinder liner	Mercedes Benz	128,00 mm
003WN2501	951044-2	Cylinder liner with seal set	Mercedes Benz	128,00 mm
003WN26	951092-1	Cylinder liner	Mercedes Benz	128,00 mm
003WN26	951092-2	Cylinder liner with seal set	Mercedes Benz	128,00 mm
003WN30	951093-1	Cylinder liner	Mercedes Benz	130,00 mm
003WN31	951095-1	Cylinder liner	Mercedes Benz	130,00 mm
003WN31	951095-2	Cylinder liner with seal set	Mercedes Benz	130,00 mm
003WN32	951094-1	Cylinder Liner	Mercedes Benz	130,00 mm
003WN32	951094-2	Cylinder liner with seal set	Mercedes Benz	130,00 mm
003WN35	951048-1	Cylinder liner	Mercedes Benz	128,00 mm
003WN37	951095-1	Cylinder liner	Mercedes Benz	130,00 mm

**VERGLEICHNUMMERN  
CROSS-REFERENCE  
Mahle- SM**

Cross ref.	SM ref.:	Product Category	Manufacturer Type	Bore dia.
003WN37	951095-2	Cylinder liner with seal set	Mercedes Benz	130,00 mm
003WN3701	951095-2	Cylinder liner with seal set	Mercedes Benz	130,00 mm
003WN38	951094-1	Cylinder Liner	Mercedes Benz	130,00 mm
003WN38	951094-2	Cylinder liner with seal set	Mercedes Benz	130,00 mm
003WV09	951035-1	Cylinder liner	Mercedes Benz	semi
0040600	801003-00-1	Piston	Mercedes Benz	82,00 mm
00406N0	791098-00-4	Piston ring set	Mercedes Benz 4 Cyl.	82,00 mm
0040800	801002-00-1	Piston	Mercedes Benz	82,00 mm
00409V0	791270-00-1	Piston ring set	Mercedes Benz 1 Cyl.	128,00 mm
00411N0	791001-00-1	Piston ring set	Mercedes Benz 1 Cyl.	77,00 mm
0041300	801039-00-1	Piston	Mercedes Benz	100,00 mm
0041390	811039-1	Assembly	Mercedes Benz / MAN	100,00 mm
00413N0	795428-00-1	Piston ring set	Air Compressor 1 Cyl.	100,00 mm
00413V0	795428-00-1	Piston ring set	Air Compressor 1 Cyl.	100,00 mm
00414N0	791042-00-1	Piston ring set	Mercedes Benz 1 Cyl.	90,00 mm
00414N0	791047-00-1	Piston ring set	Mercedes Benz 1 Cyl.	90,00 mm
00414V0	791042-00-1	Piston ring set	Mercedes Benz 1 Cyl.	90,00 mm
00414V0	791047-00-1	Piston ring set	Mercedes Benz 1 Cyl.	90,00 mm
00414V1	791042-50-1	Piston ring set	Air Compressor 1 Cyl.	90,50 mm
00414V1	791047-50-1	Piston ring set	Mercedes Benz 1 Cyl.	90,50 mm
00414V2	791042-10-1	Piston ring set	Air Compressor 1 Cyl.	91,00 mm
00414V2	791047-10-1	Piston ring set	Mercedes Benz 1 Cyl.	91,00 mm
0041500	801037-00-1	Piston	Mercedes Benz	90,00 mm
0041500	801038-00-1	Piston	Mercedes Benz	90,00 mm
0041590	811037-1	Assembly	Mercedes Benz / MAN	90,00 mm
0041592	811038-1	Assembly	Mercedes Benz / MAN	90,00 mm
00415N0	795403-00-1	Piston ring set	Westinghouse 1 Cyl.	90,00 mm
0042600	801043-00-1	Piston	Kompressor / MAN / Mercedes Benz	100,00 mm
0042690	811039-1	Assembly	Mercedes Benz / MAN	100,00 mm
0042692	811090-1	Assembly	Kompressor MAN / Mercedes Benz	100,00 mm
0042695	811091-1	Assembly	Kompressor MAN / Mercedes Benz	100,00 mm
00426N0	795429-00-1	Piston ring set	Air Compressor 1 Cyl.	100,00 mm
0044502	801032-00-1	Piston	Mercedes Benz	98,00 mm
0044503	801032-50-1	Piston	Mercedes Benz	98,50 mm
0044510	801031-00-1	Piston	Mercedes Benz	97,00 mm
0044511	801031-50-1	Piston	Mercedes Benz	97,50 mm
00445G0	791017-00-1	Piston ring set	Mercedes Benz / FAP-Famos 1 Cyl.	97,00 mm
00445G1	791017-50-1	Piston ring set	Mercedes Benz / FAP-Famos 1 Cyl.	97,50 mm
00445G2	791017-10-1	Piston ring set	Mercedes Benz / FAP-Famos 1 Cyl.	98,00 mm
00445N0	791017-00-1	Piston ring set	Mercedes Benz / FAP-Famos 1 Cyl.	97,00 mm
00445N1	791017-50-1	Piston ring set	Mercedes Benz / FAP-Famos 1 Cyl.	97,50 mm
00445N2	791017-10-1	Piston ring set	Mercedes Benz / FAP-Famos 1 Cyl.	98,00 mm
00445V0	791017-00-1	Piston ring set	Mercedes Benz / FAP-Famos 1 Cyl.	97,00 mm
00445V2	791017-10-1	Piston ring set	Mercedes Benz / FAP-Famos 1 Cyl.	98,00 mm
0045000	801072-00-1	Piston	Mercedes Benz	97,00 mm
0045001	801072-50-1	Piston	Mercedes Benz	97,50 mm
0045002	801072-10-1	Piston	Mercedes Benz	98,00 mm
00450N0	791031-00-1	Piston ring set	Mercedes Benz / FAP-Famos 1 Cyl.	97,00 mm
00450N0	791086-00-2	Piston ring set	Mercedes Benz 2 Cyl.	97,00 mm
00450V0	791031-00-1	Piston ring set	Mercedes Benz / FAP-Famos 1 Cyl.	97,00 mm
00450V0	791086-00-2	Piston ring set	Mercedes Benz 2 Cyl.	97,00 mm
00450V1	791031-50-1	Piston ring set	Mercedes Benz 1 Cyl.	97,50 mm
00450V1	791044-00-1	Piston ring set	Mercedes Benz / FAP-Famos 1 Cyl.	97,50 mm
00450V2	791031-10-1	Piston ring set	Mercedes Benz 1 Cyl.	98,00 mm
00450V2	791044-50-1	Piston ring set	Mercedes Benz 1 Cyl.	98,00 mm
0045100	801075-00-1	Piston	Mercedes Benz	97,00 mm
0045101	801075-50-1	Piston	Mercedes Benz	97,50 mm
0045102	801075-10-1	Piston	Mercedes Benz	98,00 mm
00451N0	791030-00-1	Piston ring set	Mercedes Benz / FAP-Famos 1 Cyl.	97,00 mm
00451N1	791030-50-1	Piston ring set	Mercedes Benz 1 Cyl.	97,50 mm
00451N2	791030-10-1	Piston ring set	Mercedes Benz 1 Cyl.	98,00 mm
0045400	801033-00-1	Piston	Mercedes Benz	97,00 mm
0045401	801033-50-1	Piston	Mercedes Benz	97,50 mm
0045402	801033-10-1	Piston	Mercedes Benz	98,00 mm
0045700	801014-00-1	Piston	Mercedes Benz	88,00 mm
0045702	801014-50-1	Piston	Mercedes Benz	88,50 mm
0045900	801015-00-1	Piston	Mercedes Benz	88,01 mm
0045902	801015-50-1	Piston	Mercedes Benz	88,51 mm
0046100	801064-00-1	Piston	Mercedes Benz	128,00 mm

**VERGLEICHNUMMERN**  
**CROSS-REFERENCE**  
Mahle- SM

Cross ref.	SM ref.:	Product Category	Manufacturer Type	Bore dia.
0046700	801087-00-1	Piston	Mercedes Benz	130,00 mm
0046790	811088-2	Assembly	Mercedes Benz	130,00 mm
00469N0	791255-00-4	Piston ring set	Mercedes Benz 4 Cyl.	83,00 mm
004WN05	951037-1	Cylinder liner	Mercedes Benz / MAN	90,00 mm
004WR0608	951038-1	Cylinder liner	Mercedes Benz / MAN	90,00 mm
004WR16	951036-1	Cylinder liner	Mercedes Benz / MAN	100,00 mm
004WR17	951090-1	Cylinder liner	Kompressor MAN / Mercedes Benz	100,00 mm
004WR23	951091-1	Cylinder liner	Kompressor MAN / Mercedes Benz	100,00 mm
004WV08	951030-1	Cylinder liner	Mercedes Benz	semi
004WV09	951067-1	Cylinder liner	Mercedes Benz	semi
004WV13	951067-10-1	Cylinder liner	Mercedes Benz	semi
004WV14	951071-4	Cylinder liner	Mercedes Benz	semi
004WV18	951096-1	Cylinder liner	Mercedes Benz	semi
00511V0	791018-00-1	Piston ring set	Mercedes Benz 1 Cyl.	115,00 mm
00523N0	791256-00-2	Piston ring set	Mercedes Benz 2 Cyl.	83,00 mm
0052400	801055-00-1	Piston	Mercedes Benz	92,90 mm
00524N0	791260-00-6	Piston ring set	Mercedes Benz 6 Cyl.	92,90 mm
0052500	801064-00-1	Piston	Mercedes Benz	128,00 mm
0052590	811064-2	Assembly	Mercedes Benz	128,00 mm
0052600	801088-00-1	Piston	Mercedes Benz	130,00 mm
0052690	811098-2	Assembly	Mercedes Benz	130,00 mm
0052692	811099-2	Assembly	Mercedes Benz	130,00 mm
00526N0	791090-00-1	Piston ring set	Mercedes Benz 1 Cyl.	130,00 mm
00526N0	791285-00-1	Piston ring set	Mercedes Benz 1 Cyl.	130,00 mm
0052700	801059-00-1	Piston	Mercedes Benz	106,00 mm
0052800	801060-00-1	Piston	Mercedes Benz	106,00 mm
00528N0	791263-00-2	Piston ring set	Mercedes Benz 2 Cyl.	106,00 mm
00531N0	791276-00-4	Piston ring set	Mercedes Benz 4 Cyl.	88,00 mm
0053200	801085-00-1	Piston	Mercedes Benz	128,00 mm
0053290	811082-2	Assembly	Mercedes Benz	128,00 mm
0053500	801021-00-1	Piston	Mercedes Benz	128,00 mm
0053800	801079-00-1	Piston	Mercedes Benz	102,00 mm
00538N0	791271-00-2	Piston ring set	Mercedes Benz 2 Cyl.	102,00 mm
005WN09	951098-1	Cylinder liner	Mercedes-Benz	128,00 mm
005WN0901	951098-2	Cylinder liner with seal set	Mercedes-Benz	128,00 mm
005WN10	951097-1	Cylinder liner	Mercedes Benz	130,00 mm
005WN10	951097-2	Cylinder liner with seal set	Mercedes Benz	130,00 mm
0072000	802001-00-1	Piston	Fiat / Zastava	65,00 mm
0072001	802001-40-1	Piston	Fiat / Zastava	65,40 mm
0072002	802001-60-1	Piston	Fiat / Zastava	65,60 mm
00720N0	792005-00-4	Piston ring set	Fiat 4 Cyl.	65,00 mm
00720N2	792005-60-4	Piston ring set	Fiat 4 Cyl.	65,60 mm
00720V0	792005-00-4	Piston ring set	Fiat 4 Cyl.	65,00 mm
00726N0	792062-00-4	Piston ring set	Fiat 4 Cyl.	70,00 mm
00726N0	793703-00-4	Piston ring set	Peugeot / Citroen 4 Cyl.	70,00 mm
0073200	802056-00-1	Piston	Fiat	76,00 mm
00732N0	792056-00-4	Piston ring set	Fiat 4 Cyl.	76,00 mm
00732N2	792056-60-4	Piston ring set	Fiat 4 Cyl.	76,60 mm
0075800	802007-00-1	Piston	Fiat / Iveco / Zastava	80,00 mm
0075801	802007-40-1	Piston	Fiat / Iveco / Zastava	80,40 mm
0075802	802007-60-1	Piston	Fiat / Iveco / Zastava	80,60 mm
0075803	802007-80-1	Piston	Fiat / Iveco / Zastava	80,80 mm
0075804	802007-10-1	Piston	Fiat / Iveco / Zastava	81,00 mm
0075806	802007-20-1	Piston	Fiat / Iveco / Zastava	80,20 mm
0076500	802017-00-1	Piston	Fiat	80,00 mm
00765N0	792022-00-4	Piston ring set	Fiat / Seat 4 Cyl.	80,00 mm
00765N1	792022-40-4	Piston ring set	Fiat 4 Cyl.	80,40 mm
00765N2	792022-60-4	Piston ring set	Fiat 4 Cyl.	80,60 mm
00765N3	792022-80-4	Piston ring set	Fiat 4 Cyl.	80,80 mm
00765N6	792022-20-4	Piston ring set	Fiat 4 Cyl.	80,20 mm
00780N1	792045-00-4	Piston ring set	Fiat 4 Cyl.	86,40 mm
00780N4	792045-60-4	Piston ring set	Fiat 4 Cyl.	87,00 mm
0078500	802043-00-1	Piston	Fiat / UTB	95,00 mm
00785N0	792051-00-1	Piston ring set	Fiat / UTB 1 Cyl.	95,00 mm
00785N0	792051-00-1	Piston ring set	Fiat / UTB 1 Cyl.	95,00 mm
0079300	802014-00-1	Piston	Fiat	100,00 mm
0079400	802049-00-1	Piston	Fiat / Iveco	103,00 mm
00794N0	792049-00-1	Piston ring set	Fiat 1 Cyl.	103,00 mm
0079700	802014-00-1	Piston	Fiat	100,00 mm

**VERGLEICHNUMMERN**  
**CROSS-REFERENCE**  
Mahle- SM

Cross ref.	SM ref.:	Product Category	Manufacturer Type	Bore dia.
00797V0	792050-00-1	Piston ring set	Fiat / Iveco 1 Cyl.	100,00 mm
00797V1	792050-60-1	Piston ring set	Fiat / Iveco 1 Cyl.	100,60 mm
0079800	802052-00-1	Piston	Fiat	93,00 mm
00798N0	792052-00-4	Piston ring set	Alfa / Fiat / Iveco / Renault / RVI / Seat 4 Cyl.	93,00 mm
00798V0	792052-00-4	Piston ring set	Alfa / Fiat / Iveco / Renault / RVI / Seat 4 Cyl.	93,00 mm
007PI00106000	802009-00-1	Piston	Fiat/ Iveco/ Peugeot/ Mitsubishi	95,80 mm
007PI00106001	802009-50-1	Piston	Fiat/ Iveco/ Peugeot/ Mitsubishi	96,20 mm
007PI00107000	802028-00-1	Piston	Fiat / New Holland	104,00 mm
007RS001050N0	792019-00-1	Piston ring set	Fiat 1 Cyl.	125,00 mm
007RS001060N0	792007-00-4	Piston ring set	Fiat / Mitsubishi / Peugeot 4 Cyl.	95,80 mm
007RS001470N0	792037-00-1	Piston ring set	Fiat / Iveco 1 Cyl.	135,00 mm
007RS001480N0	792071-00-4	Piston ring set	Alfa Romeo/Citroen/Daewoo/Fiat/Lancia/Opel 4 Cyl.	69,60 mm
007RS001620N0	792087-00-4	Piston ring set	Alfa Romeo / Fiat / Opel 4 Cyl.	79,50 mm
007RS001700N0	792086-00-4	Piston ring set	Fiat / Iveco 4 Cyl.	88,00 mm
007WN4500	952013-1	Cylinder liner	Fiat / Iveco	120,00 mm
007WN74	952010-1	Cylinder liner	Fiat / Iveco	125,00 mm
007WN75	952008-1	Cylinder liner	Fiat / Iveco	135,00 mm
007WT2400	952068-1	Cylinder liner	Fiat / Iveco	137,00 mm
007WT57	952060-1	Cylinder liner	Fiat / Iveco	semi
007WV0700	952015-1	Cylinder liner	Fiat	semi
007WV09	952003-1	Cylinder liner	Fiat	semi
007WV40	952011-1	Cylinder liner	Fiat / Iveco	semi
007WV43	952001-1	Cylinder liner	Fiat	semi
007WV46	952002-4	Cylinder liner	Fiat	semi
007WV4700	952017-1	Cylinder liner	Fiat	semi
007WV48	952004-1	Cylinder liner	Fiat	semi
007WV4900	952014-1	Cylinder liner	Fiat / Iveco	semi
007WV5600	952006-4	Cylinder liner	Citroen/Fiat/Opel/Peugeot/Renault/Vauxhall	semi
007WV8000	952014-1	Cylinder liner	Fiat / Iveco	semi
00805N0	790255-00-4	Piston ring set	New Holland 4 Cyl.	93,00 mm
00805N0	792001-00-4	Piston ring set	Alfa / Fiat / Lancia / Renault / RVI 4 Cyl.	93,00 mm
00805V0	790255-00-4	Piston ring set	New Holland 4 Cyl.	93,00 mm
00805V0	792001-00-4	Piston ring set	Alfa / Fiat / Lancia / Renault / RVI 4 Cyl.	93,00 mm
0080600	802011-00-1	Piston	Fiat	93,00 mm
00806N0	792002-00-4	Piston ring set	Alfa / Fiat / Opel / Renault 4 Cyl.	93,00 mm
00806N1	792002-40-4	Piston ring set	Fiat 4 Cyl.	93,40 mm
0082600	802038-00-1	Piston	Iveco	104,00 mm
00826N0	792075-00-2	Piston ring set	Fiat / Iveco 2 Cyl.	104,00 mm
0082700	802040-00-1	Piston	Iveco	104,00 mm
0082900	802053-00-1	Piston	Fiat/ Iveco	115,00 mm
00829N0	792025-00-1	Piston ring set	Fiat 1 Cyl.	115,00 mm
00832N0	792028-00-2	Piston ring set	Fiat 2 Cyl.	120,00 mm
00834N0	792028-00-2	Piston ring set	Fiat 2 Cyl.	120,00 mm
00834N0	792028-00-2	Piston ring set	Fiat 2 Cyl.	120,00 mm
0083500	802015-00-1	Piston	Fiat	104,00 mm
00835N0	792020-00-1	Piston ring set	Fiat 1 Cyl.	104,00 mm
00835V0	792020-00-1	Piston ring set	Fiat 1 Cyl.	104,00 mm
0083700	802015-00-1	Piston	Fiat	104,00 mm
0084100	802051-00-1	Piston	Iveco	120,00 mm
0084300	802050-00-1	Piston	Iveco	137,00 mm
00843N0	792033-00-1	Piston ring set	Fiat 1 Cyl.	137,00 mm
0084400	802048-00-1	Piston	Fiat / Iveco	137,00 mm
0084600	802047-00-1	Piston	Fiat / Iveco	137,00 mm
00846N0	792044-00-1	Piston ring set	Fiat / Iveco 1 Cyl.	137,00 mm
00846N0	792047-00-1	Piston ring set	Fiat 1 Cyl.	137,00 mm
00846V0	792044-00-1	Piston ring set	Fiat / Iveco 1 Cyl.	137,00 mm
00846V0	792047-00-1	Piston ring set	Fiat 1 Cyl.	137,00 mm
00846V0	792065-00-1	Piston ring set	Fiat 1 Cyl.	137,00 mm
00856N0	792802-00-4	Piston ring set	Lada 4 Cyl.	76,00 mm
00856N1	792802-40-4	Piston ring set	Lada 4 Cyl.	76,40 mm
00856N3	792802-80-4	Piston ring set	Lada 4 Cyl.	76,80 mm
00856V0	792802-00-4	Piston ring set	Lada 4 Cyl.	76,00 mm
00856V2	792802-40-4	Piston ring set	Lada 4 Cyl.	76,40 mm
00865N0	792024-00-4	Piston ring set	Alfa / Fiat / Lancia / Seat 4 Cyl.	84,00 mm
00865N0	793712-00-4	Piston ring set	Alfa/Citroen/Fiat/Lancia/Peugeot/Seat 4 Cyl.	84,00 mm
0086600	802004-00-1	Piston	Fiat	84,00 mm
0086602	802004-40-1	Piston	Fiat	84,40 mm
0086603	802004-60-1	Piston	Fiat	84,60 mm
0087500	802006-00-1	Piston	Citroen / Fiat	86,40 mm

**VERGLEICHNUMMERN  
CROSS-REFERENCE  
Mahle- SM**

Cross ref.	SM ref.:	Product Category	Manufacturer Type	Bore dia.
0087501	802006-40-1	Piston	Citroen / Fiat	86,80 mm
0087600	802003-00-1	Piston	Fiat	80,50 mm
0087601	802003-40-1	Piston	Fiat	80,90 mm
00876N0	792003-00-4	Piston ring set	Fiat 4 Cyl.	80,50 mm
0087900	802037-00-1	Piston	Fiat	82,60 mm
00890N0	792061-00-4	Piston ring set	Fiat 4 Cyl.	65,00 mm
0089400	802012-00-1	Piston	Fiat	93,00 mm
00894V0	792001-00-4	Piston ring set	Alfa / Fiat / Lancia / Renault / RVI 4 Cyl.	93,00 mm
0089600	802048-00-1	Piston	Fiat / Iveco	137,00 mm
0089900	802002-00-1	Piston	Fiat	70,00 mm
0089901	802002-40-1	Piston	Fiat	70,40 mm
008WT0200	952069-1	Cylinder liner	Fiat / Iveco	137,00 mm
00903N0	792024-00-4	Piston ring set	Alfa / Fiat / Lancia / Seat 4 Cyl.	84,00 mm
00903N0	793712-00-4	Piston ring set	Alfa/Citroen/Fiat/Lancia/Peugeot/Seat 4 Cyl.	84,00 mm
0090700	802013-00-1	Piston	Fiat	93,00 mm
0090800	802042-00-1	Piston	Iveco	112,00 mm
0091300	802010-00-1	Piston	Fiat	82,60 mm
00913N0	792066-00-4	Piston ring set	Fiat 4 Cyl.	82,60 mm
00913N2	792066-60-4	Piston ring set	Fiat 4 Cyl.	83,20 mm
00913V0	792066-00-4	Piston ring set	Fiat 4 Cyl.	82,60 mm
00913V2	792066-60-4	Piston ring set	Fiat 4 Cyl.	83,20 mm
0091800	802048-00-1	Piston	Fiat / Iveco	137,00 mm
0091900	802005-00-1	Piston	Fiat	84,00 mm
00925N0	792004-00-4	Piston ring set	Fiat 4 Cyl.	82,60 mm
0092700	802049-00-1	Piston	Fiat / Iveco	103,00 mm
00934N0	792033-00-1	Piston ring set	Fiat 1 Cyl.	137,00 mm
0093500	802029-00-1	Piston	Iveco	120,00 mm
00935N0	792028-00-2	Piston ring set	Fiat 2 Cyl.	120,00 mm
0093600	802036-00-1	Piston	Fiat / Lancia	70,00 mm
00936N0	792083-00-4	Piston ring set	Fiat / Lancia 4 Cyl.	70,00 mm
00936N1	792083-40-4	Piston ring set	Fiat / Lancia 4 Cyl.	70,40 mm
0094100	802022-00-1	Piston	Fiat / Lancia	70,80 mm
0094101	802022-40-1	Piston	Fiat / Lancia	71,20 mm
0094102	802022-60-1	Piston	Fiat / Lancia	71,40 mm
00941N0	792084-00-4	Piston ring set	Fiat 4 Cyl.	70,80 mm
00942N0	792018-00-2	Piston ring set	Fiat / Iveco 2 Cyl.	104,00 mm
00942V0	792018-00-2	Piston ring set	Fiat / Iveco 2 Cyl.	104,00 mm
00945N0	792075-00-2	Piston ring set	Fiat / Iveco 2 Cyl.	104,00 mm
0095000	802024-00-1	Piston	Fiat / Iveco / Opel / Renault / Vauxhall	94,40 mm
00950N0	792090-00-4	Piston ring set	Fiat / Opel / Renault / Peugeot / RVI 4 Cyl.	94,40 mm
00954N0	792089-00-4	Piston ring set	Fiat 4 Cyl.	82,00 mm
00954N1	792004-00-4	Piston ring set	Fiat 4 Cyl.	82,60 mm
0095800	802042-00-1	Piston	Iveco	112,00 mm
00960N0	792047-00-1	Piston ring set	Fiat 1 Cyl.	137,00 mm
0096800	802030-00-1	Piston	Fiat / Iveco	125,00 mm
0096890	812030-1	Assembly	Fiat / Iveco	125,00 mm
00968N0	792031-00-1	Piston ring set	Fiat 1 Cyl.	125,00 mm
0097000	802026-00-1	Piston	Fiat / Lancia	70,80 mm
0097001	802026-40-1	Piston	Fiat / Lancia	71,20 mm
0097002	802026-60-1	Piston	Fiat / Lancia	71,40 mm
00970N0	792084-00-4	Piston ring set	Fiat 4 Cyl.	70,80 mm
00970N1	792084-40-4	Piston ring set	Fiat 4 Cyl.	71,20 mm
00970N2	792084-60-4	Piston ring set	Fiat 4 Cyl.	71,40 mm
0097900	802034-00-1	Piston	Fiat	82,00 mm
00981N0	792098-00-4	Piston ring set	Fiat / Alfa / Lancia / Opel / Saab / Suzuki 4 Cyl.	82,00 mm
00986N0	792008-00-4	Piston ring set	Fiat 4 Cyl.	88,00 mm
0098700	802019-00-1	Piston	Iveco	93,00 mm
0098702	802019-40-1	Piston	Iveco	93,40 mm
0098800	802025-00-1	Piston	Citroen / Fiat / Iveco / Renault	94,40 mm
00988N0	792092-00-4	Piston ring set	Citroen / Fiat / Peugeot / Renault 4 Cyl.	94,40 mm
0098900	802018-00-1	Piston	Citroen / Fiat / Peugeot / Renault	94,40 mm
00989N0	792091-00-4	Piston ring set	Citroen/Fiat/Opel/Peugeot/Renault/RVI 4 Cyl.	94,40 mm
0099000	802016-00-1	Piston	Fiat	94,40 mm
00990N0	792091-00-4	Piston ring set	Citroen/Fiat/Opel/Peugeot/Renault/RVI 4 Cyl.	94,40 mm
00990N1	792091-40-4	Piston ring set	Citroen/Fiat/Opel/Peugeot/Renault/RVI 4 Cyl.	94,80 mm
00990V0	792091-00-4	Piston ring set	Citroen/Fiat/Opel/Peugeot/Renault/RVI 4 Cyl.	94,40 mm
00990V1	792091-40-4	Piston ring set	Citroen/Fiat/Opel/Peugeot/Renault/RVI 4 Cyl.	94,80 mm
00993N0	790803-00-1	Piston ring set	Cummins 1 Cyl.	102,00 mm
00993N0	791314-00-2	Piston ring set	DAF 2 Cyl.	102,00 mm

**VERGLEICHNUMMERN**  
**CROSS-REFERENCE**  
Mahle- SM

Cross ref.	SM ref.:	Product Category	Manufacturer Type	Bore dia.
0099500	802020-00-1	Piston	Fiat / Iveco	104,00 mm
0099900	802032-00-1	Piston	Fiat / Iveco	135,00 mm
00999N0	792034-00-1	Piston ring set	Iveco 1 Cyl.	135,00 mm
01003N0	792012-00-1	Piston ring set	Fiat / New Holland 1 Cyl.	100,00 mm
0100400	802021-00-1	Piston	Chevrolet / Fiat / Lancia / Opel / Suzuki/Vauxhall	69,60 mm
0100404	802021-40-1	Piston	Chevrolet / Fiat / Lancia / Opel / Suzuki/Vauxhall	70,00 mm
01004N0	792096-00-4	Piston ring set	Alfa Romeo /Fiat / Opel / Suzuki / Vauxhall 4 Cyl.	69,60 mm
01004N0	793564-00-4	Piston ring set	Fiat / Opel / Suzuki / Vauxhall 4 Cyl.	69,60 mm
01004N1	792096-40-4	Piston ring set	Alfa Romeo /Fiat / Opel / Suzuki / Vauxhall 4 Cyl.	70,00 mm
0101500	802023-00-1	Piston	Alfa/Fiat/Lancia/Opel/Saab/Suzuki/Vauxhall	82,00 mm
0101501	802023-40-1	Piston	Alfa/Fiat/Lancia/Opel/Saab/Suzuki/Vauxhall	82,40 mm
0101600	803523-00-1	Piston	Alfa Romeo / Fiat / Lancia / Saab / Opel/Vauxhall	82,00 mm
01017N0	792040-00-1	Piston ring set	Fiat / Iveco 1 Cyl.	130,00 mm
01020N0	792095-00-4	Piston ring set	Alfa / Fiat / Lancia / Opel 4 Cyl.	72,00 mm
0102700	802027-00-1	Piston	Fiat / Iveco / New Holland	104,00 mm
01027N0	792021-00-2	Piston ring set	Fiat 2 Cyl.	104,00 mm
0102900	802035-00-1	Piston	Alfa / Fiat / Lancia	72,00 mm
0110200	803512-00-1	Piston	Opel	77,60 mm
0110400	803506-00-1	Piston	Opel	77,60 mm
0110401	803506-50-1	Piston	Opel	78,10 mm
0110600	803507-00-1	Piston	Opel	77,60 mm
0110611	803507-50-1	Piston	Opel	78,10 mm
01106N0	793526-00-4	Piston ring set	Opel / Vauxhall 4 Cyl.	77,60 mm
01106N1	793526-50-4	Piston ring set	Opel / Vauxhall 4 Cyl.	78,10 mm
01106V0	793526-00-4	Piston ring set	Opel / Vauxhall 4 Cyl.	77,60 mm
0110800	803511-00-1	Piston	Opel	79,00 mm
0110811	803511-50-1	Piston	Opel	79,50 mm
0110812	803511-10-1	Piston	Opel	80,00 mm
01108N0	793538-00-4	Piston ring set	Daewoo / Opel / Vauxhall / GM 4 Cyl.	79,00 mm
01108N1	793538-50-4	Piston ring set	Daewoo / Opel / Vauxhall / GM 4 Cyl.	79,50 mm
01108N2	793538-10-4	Piston ring set	Daewoo / Opel / Vauxhall / GM 4 Cyl.	80,00 mm
01108V0	793538-00-4	Piston ring set	Daewoo / Opel / Vauxhall / GM 4 Cyl.	79,00 mm
01120V0	793502-00-4	Piston ring set	Opel 4 Cyl.	72,00 mm
0112600	803504-00-1	Piston	Opel	75,00 mm
0112611	803504-50-1	Piston	Opel	75,50 mm
01126N0	793528-00-4	Piston ring set	Bedford / Opel / Vauxhall 4 Cyl.	75,00 mm
01126N1	793528-50-4	Piston ring set	Bedford / Opel / Vauxhall 4 Cyl.	75,50 mm
01127N0	793528-00-4	Piston ring set	Bedford / Opel / Vauxhall 4 Cyl.	75,00 mm
01127N1	793528-50-4	Piston ring set	Bedford / Opel / Vauxhall 4 Cyl.	75,50 mm
0112900	803509-00-1	Piston	Opel / Vauxhall	82,50 mm
0112901	803509-50-1	Piston	Opel / Vauxhall	83,00 mm
01129N0	793533-00-4	Piston ring set	Bedford / Opel / Vauxhall 4 Cyl.	82,50 mm
01129N1	793533-50-4	Piston ring set	Bedford / Opel / Vauxhall 4 Cyl.	83,00 mm
01142N1	793524-50-4	Piston ring set	Opel 4 Cyl.	92,50 mm
01150N0	793501-00-4	Piston ring set	Opel / Vauxhall 4 Cyl.	72,00 mm
0115100	803503-00-1	Piston	Opel	72,00 mm
0115101	803503-50-1	Piston	Opel	72,50 mm
0115200	803508-00-1	Piston	Opel	77,60 mm
0115400	803501-00-1	Piston	Opel	80,00 mm
0115401	803501-50-1	Piston	Opel	80,50 mm
0115402	803501-10-1	Piston	Opel	81,00 mm
01154G0	793530-00-4	Piston ring set	Bedford / Ford / Opel / Vauxhall 4 Cyl.	80,00 mm
01154G0	793722-00-4	Piston ring set	Citroen / Peugeot 4 Cyl.	80,00 mm
01154N0	792119-00-4	Piston ring set	Ford 4 Cyl.	80,00 mm
01154N0	793530-00-4	Piston ring set	Bedford / Ford / Opel / Vauxhall 4 Cyl.	80,00 mm
01154N0	793722-00-4	Piston ring set	Citroen / Peugeot 4 Cyl.	80,00 mm
01154N1	792119-50-4	Piston ring set	Ford 4 Cyl.	80,50 mm
01154N1	793530-50-4	Piston ring set	Bedford / Ford / Opel / Vauxhall 4 Cyl.	80,50 mm
01154N1	793722-50-4	Piston ring set	Citroen / Peugeot 4 Cyl.	80,50 mm
01154N3	793722-80-4	Piston ring set	Citroen / Peugeot 4 Cyl.	80,80 mm
01154V0	793530-00-4	Piston ring set	Bedford / Ford / Opel / Vauxhall 4 Cyl.	80,00 mm
01154V0	793722-00-4	Piston ring set	Citroen / Peugeot 4 Cyl.	80,00 mm
01154V2	793530-50-4	Piston ring set	Bedford / Ford / Opel / Vauxhall 4 Cyl.	80,50 mm
01154V2	793722-50-4	Piston ring set	Citroen / Peugeot 4 Cyl.	80,50 mm
01158N0	793535-00-4	Piston ring set	Chevrolet/Daewoo/Isuzu/Opel/Saab/Vauxhall 4 Cyl.	86,00 mm
01158N0	793554-00-6	Piston ring set	Chrysler / Opel 6 Cyl.	86,00 mm
01158N1	793535-50-4	Piston ring set	Chevrolet/Daewoo/Isuzu/Opel/Saab/Vauxhall 4 Cyl.	86,50 mm
01161N0	793522-00-4	Piston ring set	Opel 4 Cyl.	86,50 mm
01163N0	793534-00-4	Piston ring set	Daewoo / Opel / Vauxhall 4 Cyl.	84,80 mm



**VERGLEICHNUMMERN  
CROSS-REFERENCE  
Mahle- SM**

Cross ref.	SM ref.:	Product Category	Manufacturer Type	Bore dia.
01163N1	793534-50-4	Piston ring set	Daewoo / Opel / Vauxhall 4 Cyl.	85,30 mm
0116900	803515-00-1	Piston	Opel	79,00 mm
0116902	803515-50-1	Piston	Opel	79,50 mm
01169N0	793551-00-4	Piston ring set	Opel / Vauxhall 4 Cyl.	79,00 mm
01169N2	793551-50-4	Piston ring set	Opel / Vauxhall 4 Cyl.	79,50 mm
0117001	803525-00-1	Piston	Opel / Vauxhall	82,10 mm
01170N0	793541-00-2	Piston ring set	Daewoo / Opel / Vauxhall 2 Cyl.	81,60 mm
0117300	803516-00-1	Piston	Opel	86,00 mm
0117301	803516-50-1	Piston	Opel	86,50 mm
01184N0	793547-00-1	Piston ring set	Opel 1 Cyl.	72,50 mm
01184N1	793547-50-1	Piston ring set	Opel 1 Cyl.	73,00 mm
01185N0	793536-00-4	Piston ring set	Opel / Vauxhall 4 Cyl.	92,00 mm
01185V0	793536-00-4	Piston ring set	Opel / Vauxhall 4 Cyl.	92,00 mm
0118800	803502-00-1	Piston	Opel	92,00 mm
0118801	803502-50-1	Piston	Opel	92,50 mm
0118802	803502-10-1	Piston	Opel	93,00 mm
01188N0	793527-00-4	Piston ring set	Bedford / Opel / Vauxhall 4 Cyl.	92,00 mm
011PI00100000	802041-00-1	Piston	Alfa Romeo / Fiat / Lancia / Opel / Vauxhall	69,60 mm
011PI00100001	802041-40-1	Piston	Alfa Romeo / Fiat / Lancia / Opel / Vauxhall	70,00 mm
011PI00109000	803528-00-1	Piston	Chevrolet / Daewoo / Opel / Vauxhall	83,00 mm
011PI00110000	803510-00-1	Piston	Chevrolet / Opel / Vauxhall	73,40 mm
011PI00112000	803527-00-1	Piston	Chevrolet / Opel / Vauxhall	72,50 mm
011RS001100N0	793509-00-4	Piston ring set	Alfa / Chrysler / Fiat / Opel / Suzuki / 4 Cyl.	83,00 mm
011RS001120N0	791413-00-4	Piston ring set	Chevrolet / Opel / Vauxhall 4 Cyl.	72,50 mm
011RS101010N0	793580-00-4	Piston ring set	Chevrolet / Daewoo / Opel / Vauxhall 4 Cyl.	83,00 mm
011RS101030N0	793504-00-4	Piston ring set	Opel / Saab / Vauxhall 4 Cyl.	86,00 mm
011WV03	953511-4	Cylinder liner	Opel	semi
011WV04	953510-4	Cylinder liner	Bedford / Opel / Vauxhall	semi
011WV05	953509-4	Cylinder liner	Opel	semi
0120100	803517-00-1	Piston	Opel / Vauxhall	72,50 mm
01202N0	792097-00-4	Piston ring set	Fiat 4 Cyl.	80,50 mm
01202N0	793549-00-4	Piston ring set	Chevrolet / Daewoo / Opel / Saab / Vauxhall 4 Cyl.	80,50 mm
01202N1	793549-50-4	Piston ring set	Chevrolet / Daewoo / Opel / Saab / Vauxhall 4 Cyl.	81,00 mm
01203N0	793552-00-4	Piston ring set	Opel / Vauxhall 4 Cyl.	84,00 mm
01203N0	793567-00-4	Piston ring set	Opel / Saab / Vauxhall 4 Cyl.	84,00 mm
01203V0	793552-00-4	Piston ring set	Opel / Vauxhall 4 Cyl.	84,00 mm
01203V0	793567-00-4	Piston ring set	Opel / Saab / Vauxhall 4 Cyl.	84,00 mm
01207N0	793550-00-4	Piston ring set	Opel / Vauxhall 4 Cyl.	84,00 mm
01207V0	793550-00-4	Piston ring set	Opel / Vauxhall 4 Cyl.	84,00 mm
01208N0	793555-00-4	Piston ring set	Opel / Saab / Vauxhall 4 Cyl.	84,00 mm
01208V0	793555-00-4	Piston ring set	Opel / Saab / Vauxhall 4 Cyl.	84,00 mm
01210N0	793557-00-4	Piston ring set	Opel / Vauxhall 4 Cyl.	77,60 mm
01211N0	793540-00-4	Piston ring set	Isuzu / Opel / Vauxhall 4 Cyl.	79,00 mm
01213N3	790656-00-4	Piston ring set	Rover 4 Cyl.	84,45 mm
0121800	803518-00-1	Piston	Opel / Suzuki / Vauxhall	73,40 mm
01218N0	793556-00-1	Piston ring set	Daewoo / Opel / Suzuki / Vauxhall 1 Cyl.	73,40 mm
0121900	803520-00-1	Piston	Opel / Vauxhall	73,40 mm
01220N0	793562-00-4	Piston ring set	Citroen / Isuzu / Opel / Peugeot / Saab 4 Cyl.	86,00 mm
0122100	803514-00-1	Piston	Opel / Vauxhall	79,00 mm
01221N0	793559-00-4	Piston ring set	Opel / Vauxhall 4 Cyl.	79,00 mm
0122200	803519-00-1	Piston	Opel / Vauxhall	73,40 mm
0122300	803530-00-1	Piston	Opel	79,00 mm
0122303	803530-50-1	Piston	Opel	79,50 mm
01223N0	793568-00-4	Piston ring set	Opel 4 Cyl.	79,00 mm
0123000	803521-00-1	Piston	Opel / Vauxhall	79,00 mm
0123100	803524-00-1	Piston	Opel / Vauxhall	79,00 mm
01232N0	793503-00-4	Piston ring set	Isuzu / Opel / Vauxhall 4 Cyl.	76,00 mm
01233N0	793517-00-4	Piston ring set	Chervolet / Opel / Vauxhall 4 Cyl.	79,00 mm
01303N0	792158-00-4	Piston ring set	Ford 4 Cyl.	84,80 mm
01304N0	792147-00-4	Piston ring set	Ford 4 Cyl.	71,90 mm
0131800	802107-00-1	Piston	Ford	77,25 mm
0131802	802107-50-1	Piston	Ford	77,75 mm
0132400	802104-00-1	Piston	Ford	73,97 mm
01337N0	792118-00-4	Piston ring set	Ford 4 Cyl.	80,00 mm
01358N0	792124-00-4	Piston ring set	Ford 4 Cyl.	81,30 mm
01360N0	792126-00-4	Piston ring set	Ford 4 Cyl.	86,20 mm
0136300	802103-00-1	Piston	Ford	82,51 mm
0136301	802103-50-1	Piston	Ford	83,00 mm
01363N0	792105-00-4	Piston ring set	Ford / Opel 4 Cyl.	82,50 mm

**VERGLEICHNUMMERN  
CROSS-REFERENCE  
Mahle- SM**

Cross ref.	SM ref.:	Product Category	Manufacturer Type	Bore dia.
013PI00137000	802112-00-1	Piston	Ford	86,01 mm
013PI00137002	802112-50-1	Piston	Ford	86,51 mm
013PI00149000	802111-00-1	Piston	Ford	87,51 mm
013PI00156000	802131-00-1	Piston	Ford	84,01 mm
013RS001010N0	795424-00-1	Piston ring set	Air compressor / Ford / MAN 1Cyl.	92,00 mm
013RS001090N0	792169-00-4	Piston ring set	Ford / BLMC / Rover 4 Cyl.	89,90 mm
013RS001140N0	792068-00-4	Piston ring set	Citroen / Fiat / Ford / Jaguar / Peugeot 4 Cyl.	86,00 mm
013RS001140N0	792166-00-4	Piston ring set	Ford 4 Cyl.	86,00 mm
013RS001350N0	791120-00-4	Piston ring set	Citroen/ Ford/ Jaguar/ Mitsubishi/ Peugeot 4 Cyl.	85,00 mm
013RS10101N0	792187-00-4	Piston ring set	Ford / Jaguar / Land Rover / Volvo 4 Cyl.	87,50 mm
01422N0	792125-00-4	Piston ring set	Ford 4 Cyl.	90,80 mm
01442N0	792209-00-2	Piston ring set	Fordson 2 Cyl.	111,76 mm
0144700	802209-00-1	Piston	Fordson / New Holland	111,76 mm
0144800	802114-00-1	Piston	Ford	111,76 mm
0144900	802101-00-1	Piston	Ford	111,76 mm
01453N0	792112-00-4	Piston ring set	Ford 4 Cyl.	74,00 mm
01453N1	792112-50-4	Piston ring set	Ford 4 Cyl.	74,50 mm
01456N0	792123-00-4	Piston ring set	Ford 4 Cyl.	68,70 mm
0145800	802105-00-1	Piston	Ford	73,97 mm
0145801	802105-50-1	Piston	Ford	74,50 mm
0145802	802105-10-1	Piston	Ford	75,00 mm
0145900	802106-00-1	Piston	Ford	73,97 mm
0145901	802106-50-1	Piston	Ford	74,50 mm
0145902	802106-10-1	Piston	Ford	75,00 mm
0147200	802109-00-1	Piston	Ford	82,51 mm
0147201	802109-50-1	Piston	Ford	83,00 mm
0147202	802109-10-1	Piston	Ford	83,50 mm
01472N0	792132-00-4	Piston ring set	Ford 4 Cyl.	82,50 mm
01477N0	792103-00-4	Piston ring set	Ford 4 Cyl.	86,00 mm
01479N1	792138-50-4	Piston ring set	Ford 4 Cyl.	91,30 mm
0148200	802102-00-1	Piston	Ford	93,67 mm
0148201	802102-65-1	Piston	Ford	94,32 mm
01482N0	792134-00-4	Piston ring set	Ford 4 Cyl.	93,67 mm
01482N1	792134-65-4	Piston ring set	Ford 4 Cyl.	94,32 mm
01482N1	792134-65-4	Piston ring set	Ford 4 Cyl.	94,32 mm
01482V0	792134-00-4	Piston ring set	Ford 4 Cyl.	93,67 mm
01482V1	792134-65-4	Piston ring set	Ford 4 Cyl.	94,32 mm
0149300	802109-00-1	Piston	Ford	82,51 mm
0149301	802109-50-1	Piston	Ford	83,00 mm
0149302	802109-10-1	Piston	Ford	83,50 mm
01493N0	792153-00-4	Piston ring set	Ford 4 Cyl.	82,50 mm
01498N0	792149-00-4	Piston ring set	Ford 4 Cyl.	79,00 mm
014WV06	952121-1	Cylinder liner	Ford / Fordson / New Holland	semi
014WV09	952122-1	Cylinder liner	Ford	semi
01503N0	792150-00-4	Piston ring set	Ford 4 Cyl.	76,00 mm
01505N0	792153-00-4	Piston ring set	Ford 4 Cyl.	82,50 mm
01561N0	792172-00-4	Piston ring set	Ford / Isuzu / Mazda / Volvo 4 Cyl.	87,50 mm
01568N0	792162-00-4	Piston ring set	Ford / Mazda 4 Cyl.	83,00 mm
01570N0	792166-00-4	Piston ring set	Ford 4 Cyl.	86,00 mm
01573N0	792135-00-4	Piston ring set	Ford 4 Cyl.	76,00 mm
0157600	802130-00-1	Piston	Ford	79,00 mm
01578N0	792165-00-4	Piston ring set	Ford 4 Cyl.	82,07 mm
0158000	802127-00-1	Piston	Ford	89,91 mm
01580N0	792169-00-4	Piston ring set	Ford / BLMC / Rover 4 Cyl.	89,90 mm
0158100	802117-00-1	Piston	Ford	89,90 mm
0159000	802120-00-1	Piston	Ford	89,91 mm
0160200	802113-00-1	Piston	Ford	82,50 mm
0160700	802126-00-1	Piston	Citroen / Fiat / Ford / Jaguar / Peugeot	86,00 mm
0160702	802126-50-1	Piston	Citroen / Fiat / Ford / Jaguar / Peugeot	86,50 mm
0210100	803847-00-1	Piston	Renault	75,80 mm
0210190	813847-4	Assembly	Renault	75,80 mm
02101G0	793802-00-4	Piston ring set	Renault 4 Cyl.	75,80 mm
02101N0	793802-00-4	Piston ring set	Renault 4 Cyl.	75,80 mm
02101V0	793802-00-4	Piston ring set	Renault 4 Cyl.	75,80 mm
0210300	803846-00-1	Piston	Renault	75,80 mm
0210390	813846-4	Assembly	Dacia / Renault	75,80 mm
02104N0	793832-00-4	Piston ring set	Renault 4 Cyl.	74,00 mm
0210700	803808-00-1	Piston	Renault	80,00 mm
0210702	803808-50-1	Piston	Renault	80,50 mm

**VERGLEICHNUMMERN  
CROSS-REFERENCE  
Mahle- SM**

Cross ref.	SM ref.:	Product Category	Manufacturer Type	Bore dia.
02107N0	793834-00-4	Piston ring set	Renault / Volvo 4 Cyl.	80,00 mm
02107N1	793834-50-4	Piston ring set	Renault / Volvo 4 Cyl.	80,50 mm
0210800	803806-00-1	Piston	Renault	78,00 mm
0210802	803806-50-1	Piston	Renault	78,50 mm
02108N0	793827-00-4	Piston ring set	Renault / Volvo 4 Cyl.	78,00 mm
0210900	803835-00-1	Piston	Renault	76,00 mm
02109N0	793809-00-4	Piston ring set	ARO / Dacia / Peugeot / Renault / Volvo 4 Cyl.	76,00 mm
02109V0	793809-00-4	Piston ring set	ARO / Dacia / Peugeot / Renault / Volvo 4 Cyl.	76,00 mm
02122V0	793815-00-4	Piston ring set	Renault 4 Cyl.	58,00 mm
0213490	813843-4	Assembly	Dacia / DAF / Renault / Volvo	73,00 mm
02134N0	793807-00-4	Piston ring set	Dacia / DAF / Renault / Volvo 4 Cyl.	73,00 mm
02134N0	793826-00-4	Piston ring set	Renault 4 Cyl.	73,00 mm
02134V0	793807-00-4	Piston ring set	Dacia / DAF / Renault / Volvo 4 Cyl.	73,00 mm
02134V0	793826-00-4	Piston ring set	Renault 4 Cyl.	73,00 mm
0215800	803823-00-1	Piston	Nissan / Opel / Renault	80,00 mm
0215802	803823-50-1	Piston	Nissan / Opel / Renault	80,50 mm
02158V0	793843-00-4	Piston ring set	Nissan / Opel / Renault / Vauxhall 4 Cyl.	80,00 mm
02162N0	793840-00-4	Piston ring set	Renault / Volvo 4 Cyl.	82,70 mm
02162N0	793890-00-4	Piston ring set	Renault / Volvo 4 Cyl.	82,70 mm
02165V0	793836-00-4	Piston ring set	Renault 4 Cyl.	87,00 mm
0216600	803840-00-1	Piston	Dacia / Renault	80,00 mm
0216602	803840-50-1	Piston	Dacia / Renault	80,50 mm
02167N0	793808-00-4	Piston ring set	Chrysler / Renault 4 Cyl.	86,00 mm
02167V0	793808-00-4	Piston ring set	Chrysler / Renault 4 Cyl.	86,00 mm
0217510	803842-00-1	Piston	DAF / Renault / Volvo	70,00 mm
0217580	813842-4	Assembly	DAF / Renault / Volvo	70,00 mm
02175G0	793806-00-4	Piston ring set	Dacia / Renault / Volvo 4 Cyl.	70,00 mm
02175N0	793806-00-4	Piston ring set	Dacia / Renault / Volvo 4 Cyl.	70,00 mm
02175V0	793806-00-4	Piston ring set	Dacia / Renault / Volvo 4 Cyl.	70,00 mm
02177G0	793817-00-4	Piston ring set	Citroen / Peugeot / Renault / Talbot 4 Cyl.	75,00 mm
02177N0	794102-00-4	Piston ring set	Citroen / Peugeot / Renault / Talbot 4 Cyl.	75,00 mm
02177V0	794102-00-4	Piston ring set	Citroen / Peugeot / Renault / Talbot 4 Cyl.	75,00 mm
0217810	803844-00-1	Piston	Renault / Volvo	76,00 mm
0217880	813844-4	Assembly	Renault / Volvo	76,00 mm
02178N0	793809-00-4	Piston ring set	ARO / Dacia / Peugeot / Renault / Volvo 4 Cyl.	76,00 mm
02178V0	793809-00-4	Piston ring set	ARO / Dacia / Peugeot / Renault / Volvo 4 Cyl.	76,00 mm
0217900	803845-00-1	Piston	Renault	79,00 mm
0217990	813845-4	Assembly	Renault	79,00 mm
02179N0	793818-00-4	Piston ring set	Renault 4 Cyl.	79,00 mm
02179V0	793818-00-4	Piston ring set	Renault 4 Cyl.	79,00 mm
0218100	803824-00-1	Piston	Renault	86,00 mm
0218192	813824-4	Assembly	Renault	86,00 mm
02181N0	793824-00-4	Piston ring set	Renault 4 Cyl.	86,00 mm
02181V0	793824-00-4	Piston ring set	Renault 4 Cyl.	86,00 mm
02182N0	793828-00-4	Piston ring set	Renault / Volvo 4 Cyl.	81,00 mm
02182N1	793828-50-4	Piston ring set	Renault 4 Cyl.	81,50 mm
0218400	803809-00-1	Piston	Renault	86,00 mm
0218492	813809-1	Assembly	Renault	86,00 mm
02184N0	793830-00-4	Piston ring set	Chrysler / Renault 4 Cyl.	86,00 mm
02188N0	793811-00-4	Piston ring set	Renault 4 Cyl.	88,00 mm
0219000	803805-00-1	Piston	Renault	78,00 mm
0219002	803805-50-1	Piston	Renault	78,50 mm
0219090	813805-4	Assembly	Renault	78,00 mm
0219200	803808-00-1	Piston	Renault	80,00 mm
0219300	803807-00-1	Piston	Renault	80,00 mm
0219302	803807-50-1	Piston	Renault	80,50 mm
0219312	803807-50-1	Piston	Renault	80,50 mm
02193N0	793829-00-4	Piston ring set	Dacia / Opel / Renault / Vauxhall 4 Cyl.	80,00 mm
02193N2	793829-50-4	Piston ring set	Dacia / Opel / Renault / Vauxhall 4 Cyl.	80,50 mm
02193V0	793829-00-4	Piston ring set	Dacia / Opel / Renault / Vauxhall 4 Cyl.	80,00 mm
02193V2	793829-50-4	Piston ring set	Dacia / Opel / Renault / Vauxhall 4 Cyl.	80,50 mm
0219700	803829-00-1	Piston	Nissan / Renault	69,00 mm
02198V0	793846-00-4	Piston ring set	Renault / Volvo 4 Cyl.	82,70 mm
02199N0	793831-00-4	Piston ring set	Chrysler / Renault 4 Cyl.	86,00 mm
02199V0	793831-00-4	Piston ring set	Chrysler / Renault 4 Cyl.	86,00 mm
021PI00113000	803825-00-1	Piston	Renault	84,00 mm
021PI00116000	803848-00-1	Piston	Nissan / Opel / Renault / Vauxhall	85,01 mm
021PI00124000	803802-00-1	Piston	Dacia / Nissan / Renault	76,00 mm
021PI00124002	803802-50-1	Piston	Dacia / Nissan / Renault	76,50 mm

**VERGLEICHNUMMERN**  
**CROSS-REFERENCE**  
Mahle- SM

Cross ref.	SM ref.:	Product Category	Manufacturer Type	Bore dia.
021PI00125000	803803-00-1	Piston	Fiat/Mercedes Benz/Nissan/Opel/Renault/Vauxhall	80,019mm
021PI00125002	803803-50-1	Piston	Fiat/Mercedes Benz/Nissan/Opel/Renault/Vauxhall	80,519mm
021PI00127000	803851-00-1	Piston	Dacia / Mercedes Benz / Renault	72,20 mm
021PI00127002	803851-50-1	Piston	Dacia / Mercedes Benz / Renault	72,70 mm
021RS001150N0	793850-00-4	Piston ring set	Opel / Renault / Vauxhall 4 Cyl.	89,00 mm
021RS001190N0	793822-00-4	Piston ring set	Fiat/Mercedes/Nissan/Opel/Renault/Vauxhall 4 Cyl.	80,00 mm
021RS101120N0	793825-00-1	Piston ring set	Dacia/Mercedes Benz/Nissan/Renault/Smart 1 Cyl.	72,20 mm
021WN08	953842-4	Cylinder liner	DAF / Renault / Volvo	70,00 mm
021WN09	953843-4	Cylinder liner	Dacia / DAF / Renault / Volvo	73,00 mm
021WN14	953845-4	Cylinder liner	Renault	79,00 mm
021WN23	953844-4	Cylinder liner	Renault / Volvo	76,00 mm
021WN26	953705-4	Cylinder liner	Peugeot / Citroen	75,00 mm
021WN29	953809-4	Cylinder liner	Renault	86,00 mm
021WN30	953846-4	Cylinder liner	Renault	75,80 mm
021WV27	953804-4	Cylinder liner	Renault	semi
021WV3400	953808-1	Cylinder liner	Renault	semi
0220100	803831-00-1	Piston	Dacia / Nissan / Renault / Suzuki	76,00 mm
0220102	803831-50-1	Piston	Dacia / Nissan / Renault / Suzuki	76,50 mm
02201N0	793845-00-4	Piston ring set	Dacia / Nissan / Renault / Suzuki 4 Cyl.	76,00 mm
02201N2	793845-50-4	Piston ring set	Dacia / Nissan / Renault / Suzuki 4 Cyl.	76,50 mm
02201V0	793845-00-4	Piston ring set	Dacia / Nissan / Renault / Suzuki 4 Cyl.	76,00 mm
02202N0	793841-00-4	Piston ring set	Dacia / Nissan / Renault 4 Cyl.	79,50 mm
02202N2	793841-50-4	Piston ring set	Dacia / Nissan / Renault 4 Cyl.	80,00 mm
02202V0	793841-00-4	Piston ring set	Dacia / Nissan / Renault 4 Cyl.	79,50 mm
0220400	803817-00-1	Piston	Nissan / Renault	69,00 mm
0220401	803817-50-1	Piston	Nissan / Renault	69,50 mm
02204N0	793839-00-4	Piston ring set	Nissan / Renault 4 Cyl.	69,00 mm
02204V0	793839-00-4	Piston ring set	Nissan / Renault 4 Cyl.	69,00 mm
0220600	803832-00-1	Piston	Dacia / Nissan / Renault	79,51 mm
02207N0	793844-00-4	Piston ring set	Renault 4 Cyl.	87,00 mm
02207N0	793849-00-4	Piston ring set	Nissan / Opel / Renault / Vauxhall 4 Cyl.	87,00 mm
0220800	803827-00-1	Piston	Renault	87,00 mm
0220900	803818-00-1	Piston	Nissan / Renault	80,00 mm
0220902	803818-50-1	Piston	Nissan / Renault	80,50 mm
02210N0	791143-00-4	Piston ring set	Citroen/Nissan/Opel/Peugeot/Renault/Vauxhall 4 Cyl	82,70 mm
0221100	803809-00-1	Piston	Renault	86,00 mm
02212N0	793833-00-4	Piston ring set	Renault 4 Cyl.	87,00 mm
02213N0	793850-00-4	Piston ring set	Opel / Renault / Vauxhall 4 Cyl.	89,00 mm
02215N0	793842-00-4	Piston ring set	Dacia / Renault 4 Cyl.	79,50 mm
02215N1	793842-50-4	Piston ring set	Dacia / Renault 4 Cyl.	80,00 mm
02216N0	793823-00-4	Piston ring set	Nissan / Renault 4 Cyl.	69,00 mm
02217N0	793801-00-4	Piston ring set	Renault 4 Cyl.	71,50 mm
0222100	803830-00-1	Piston	Dacia / Nissan / Renault / Suzuki	76,00 mm
0222102	803830-50-1	Piston	Dacia / Nissan / Renault / Suzuki	76,50 mm
0222200	803828-00-1	Piston	Renault	86,00 mm
0222500	803801-00-1	Piston	Renault	80,00 mm
0222600	803826-00-1	Piston	Renault	89,00 mm
02226N0	793851-00-4	Piston ring set	Nissan / Opel / Renault / Vauxhall 4 Cyl.	89,00 mm
0280100	805003-00-1	Piston	Volkswagen	76,51 mm
02801N0	795096-00-4	Piston ring set	Seat / Skoda / VW 4 Cyl.	76,50 mm
0280200	805029-00-1	Piston	Audi / Mitsubishi / Seat / Skoda / VW	81,01 mm
0280202	805029-50-1	Piston	Audi / Mitsubishi / Seat / Skoda / VW	81,51 mm
0280600	805052-00-1	Piston	Audi / Jeep / Mitsubishi / Seat / Skoda	81,01 mm
0280700	805053-00-1	Piston	Audi / Jeep / Mitsubishi / Seat / Skoda	81,01 mm
02808N0	795003-00-4	Piston ring set	VW 4 Cyl.	76,50 mm
02808N2	795003-50-4	Piston ring set	VW 4 Cyl.	77,00 mm
02814N0	795057-00-2	Piston ring set	Audi / Seat / Skoda / Volkswagen 2 Cyl.	82,50 mm
0281600	805064-00-1	Piston	Audi	83,01 mm
02816N0	795024-00-6	Piston ring set	Audi / VW 6 Cyl.	83,00 mm
0281900	805056-00-1	Piston	Volkswagen	81,01 mm
0282000	805071-00-1	Piston	Volkswagen	81,01 mm
0282100	805072-00-1	Piston	Volkswagen	81,01 mm
0282200	805038-00-1	Piston	Seat / Skoda / VW	76,51 mm
028PI00100000	805027-00-1	Piston	Audi / Seat / Skoda / VW	81,01 mm
028PI00100002	805027-50-1	Piston	Audi / Seat / Skoda / VW	81,51 mm
028PI00116000	805026-00-1	Piston	Audi / Seat / Skoda / VW	81,01 mm
028PI00116002	805026-50-1	Piston	Audi / Seat / Skoda / VW	81,51 mm
028PI00118000	805037-00-1	Piston	Audi / Seat / Skoda / VW	76,51 mm
028PI00119000	805057-00-1	Piston	Audi / Seat / Skoda / VW	82,51 mm

**VERGLEICHNUMMERN**  
**CROSS-REFERENCE**  
Mahle- SM

Cross ref.	SM ref.:	Product Category	Manufacturer Type	Bore dia.
028PI00119001	805057-25-1	Piston	Audi / Seat / Skoda / VW	82,76 mm
028PI00119002	805057-50-1	Piston	Audi / Seat / Skoda / VW	83,01 mm
028PI00121000	805011-00-1	Piston	Audi / Seat / Skoda / VW	79,50 mm
028PI00126000	805099-00-1	Piston	VW	82,51 mm
028PI00128000	805060-00-1	Piston	Audi / Seat / Skoda / VW	82,51 mm
028PI00130000	805062-00-1	Piston	Audi / Seat / Skoda / VW	71,01 mm
028PI00130002	805062-50-1	Piston	Audi / Seat / Skoda / VW	71,51 mm
028PI00131000	805055-00-1	Piston	Audi / Seat / Skoda / VW	76,51 mm
028PI00131002	805055-50-1	Piston	Audi / Seat / Skoda / VW	77,01 mm
028PI0013400	805058-00-1	Piston	Audi / Seat / Skoda / VW	82,51 mm
028PI00134001	805058-25-1	Piston	Audi / Seat / Skoda / VW	82,76 mm
028PI00134002	805058-50-1	Piston	Audi / Seat / Skoda / VW	83,01 mm
028PI00141000	805092-00-1	Piston	Audi / Seat / Skoda / VW	81,01 mm
028PI00146000	805004-00-1	Piston	Audi / Seat / Skoda / VW	71,01 mm
028PI00146002	805004-50-1	Piston	Audi / Seat / Skoda / VW	71,51 mm
028PI00153000	805074-00-1	Piston	Volkswagen / Audi / Skoda / Seat	74,51 mm
028PI00155000	805091-00-1	Piston	Volkswagen / MAN	81,51 mm
028PI00158000	805073-00-1	Piston	Volkswagen / Audi / Skoda / Seat	81,01 mm
028PI00158002	805073-50-1	Piston	Volkswagen / Audi / Skoda / Seat	81,51 mm
028RS001240N0	795091-00-2	Piston ring set	Audi / Volkswagen 2 Cyl.	84,50 mm
028RS001260N0	795052-00-2	Piston ring set	Audi / Seat / Skoda / VW 2 Cyl.	82,50 mm
028RS001300N0	795012-00-4	Piston ring set	Audi / Seat / Skoda / VW 4 Cyl.	71,00 mm
028RS001300N2	795012-50-4	Piston ring set	Audi / Seat / Skoda / VW 4 Cyl.	71,50 mm
028RS001350N0	795033-00-6	Piston ring set	Audi / Porsche / VW 6 Cyl.	83,00 mm
028RS101000N0	795021-00-4	Piston ring set	Audi / Seat / Skoda / Volkswagen 4 Cyl.	81,00 mm
028RS101010V0	795059-00-4	Piston ring set	Audi / Seat / Skoda / Volkswagen 4 Cyl.	82,50 mm
028RS101110N0	795022-00-4	Piston ring set	Audi / Seat / Skoda / Volkswagen 4 Cyl.	79,50 mm
028RS101120N0	795063-00-4	Piston ring set	Audi / Seat / Skoda / VW 4 Cyl.	74,50 mm
028RS101130N0	795025-00-4	Piston ring set	Audi / Volkswagen 4 Cyl.	82,51 mm
028RS101140N0	795061-00-4	Piston ring set	Audi / Seat / Skoda / Volkswagen 4 Cyl.	74,50 mm
028RS101170N0	795063-00-4	Piston ring set	Audi / Seat / Skoda / VW 4 Cyl.	74,50 mm
028RS101180N0	795061-00-4	Piston ring set	Audi / Seat / Skoda / Volkswagen 4 Cyl.	74,50 mm
028RS101220N0	795033-00-6	Piston ring set	Audi / Porsche / VW 6 Cyl.	83,00 mm
028RS101290N0	795028-00-2	Piston ring set	Audi / VW 2 Cyl.	83,00 mm
02943N0	795034-00-4	Piston ring set	Audi / VW 4 Cyl.	69,50 mm
02943N2	795034-50-4	Piston ring set	Audi / VW 4 Cyl.	70,00 mm
02948N0	795002-00-4	Piston ring set	Audi / VW 4 Cyl.	75,00 mm
02952N0	795035-00-4	Piston ring set	VW 4 Cyl.	75,00 mm
02952N1	795035-50-4	Piston ring set	VW 4 Cyl.	75,50 mm
02954N0	795060-00-2	Piston ring set	Audi / VW 2 Cyl.	76,50 mm
02954N1	795060-50-2	Piston ring set	Audi / VW 2 Cyl.	77,00 mm
02954N2	795018-10-4	Piston ring set	VW 4 Cyl.	77,51 mm
0295500	805010-00-1	Piston	Volkswagen	76,51 mm
0295501	805010-50-1	Piston	Volkswagen	77,01 mm
0295502	805010-10-1	Piston	Volkswagen	77,51 mm
0295521	805012-50-1	Piston	Volkswagen	77,01 mm
0295522	805012-10-1	Piston	Volkswagen	77,51 mm
02955N0	795018-00-4	Piston ring set	VW 4 Cyl.	76,50 mm
02955N0	795032-00-1	Piston ring set	VW / Volvo 1 Cyl.	76,50 mm
02955N1	795018-50-4	Piston ring set	VW 4 Cyl.	77,01 mm
02955N2	795018-10-4	Piston ring set	VW 4 Cyl.	77,51 mm
02955V0	795018-00-4	Piston ring set	VW 4 Cyl.	76,50 mm
02955V1	795018-50-4	Piston ring set	VW 4 Cyl.	77,01 mm
02955V2	795018-10-4	Piston ring set	VW 4 Cyl.	77,51 mm
0296602	805023-50-1	Piston	Volkswagen	75,51 mm
02978N0	795044-00-4	Piston ring set	VW / Seat 4 Cyl.	75,00 mm
0297900	805076-00-1	Piston	Volkswagen	76,51 mm
0297901	805077-25-1	Piston	Volkswagen	76,75 mm
0297902	805077-50-1	Piston	Volkswagen	77,01 mm
0297903	805077-10-1	Piston	Volkswagen	77,51 mm
0297912	805076-50-1	Piston	Volkswagen	77,01 mm
0297913	805076-10-1	Piston	Volkswagen	77,51 mm
0298000	805070-00-1	Piston	Volkswagen	76,51 mm
0298002	805070-50-1	Piston	Volkswagen	77,01 mm
0298003	805070-10-1	Piston	Volkswagen	77,51 mm
0298100	805007-00-1	Piston	Volkswagen	79,51 mm
0298101	805007-50-1	Piston	Volkswagen	80,01 mm
0298102	805007-10-1	Piston	Volkswagen	80,51 mm
0298200	805009-00-1	Piston	Volkswagen	79,51 mm

**VERGLEICHNUMMERN  
CROSS-REFERENCE  
Mahle- SM**

Cross ref.	SM ref.:	Product Category	Manufacturer Type	Bore dia.
0298212	805009-50-1	Piston	Volkswagen	80,01 mm
0298213	805009-10-1	Piston	Volkswagen	80,51 mm
02990N0	795049-00-1	Piston ring set	Audi / VW 1 Cyl.	81,00 mm
02990N0	795080-00-4	Piston ring set	Audi / VW 4 Cyl.	81,00 mm
02992N0	795001-00-4	Piston ring set	VW 4 Cyl.	75,00 mm
02992N2	795001-50-4	Piston ring set	VW 4 Cyl.	75,50 mm
02993N0	795044-00-4	Piston ring set	VW / Seat 4 Cyl.	75,00 mm
02993V0	795044-00-4	Piston ring set	VW / Seat 4 Cyl.	75,00 mm
02993V1	795035-50-4	Piston ring set	VW 4 Cyl.	75,50 mm
0299600	805008-00-1	Piston	Volkswagen	79,51 mm
0299602	805008-50-1	Piston	Volkswagen	80,01 mm
0299603	805008-10-1	Piston	Volkswagen	80,51 mm
0299800	805022-00-1	Piston	Volkswagen	75,01 mm
0299802	805022-50-1	Piston	Volkswagen	75,51 mm
029WV11	955070-4	Cylinder liner	Volkswagen	semi
029WV13	955010-4	Cylinder liner	Volkswagen	semi
029WV20	955008-4	Cylinder liner	Volkswagen	semi
029WV2500	955012-4	Cylinder liner	Volkswagen	81,00 mm
0301900	805002-00-1	Piston	Volkswagen	76,51 mm
03019N0	795004-00-4	Piston ring set	VW 4 Cyl.	76,50 mm
03019N2	795004-50-4	Piston ring set	VW 4 Cyl.	77,00 mm
03020N0	795078-00-1	Piston ring set	Audi / VW 1 Cyl.	79,50 mm
03020V0	795045-00-4	Piston ring set	Audi / VW / Seat / Skoda 4 Cyl.	79,50 mm
03020V0	795048-00-1	Piston ring set	Audi / Ford / Seat / Skoda / VW 1 Cyl.	79,50 mm
03020V2	795045-50-4	Piston ring set	Audi / VW / Seat / Skoda 4 Cyl.	80,00 mm
03020V2	795048-50-1	Piston ring set	Audi / Ford / VW 1 Cyl.	80,00 mm
03020V3	795045-10-4	Piston ring set	Audi / VW / Seat / Skoda 4 Cyl.	80,50 mm
03020V3	795048-10-1	Piston ring set	Audi / Ford / VW 1 Cyl.	80,50 mm
0302900	805017-00-1	Piston	Volkswagen	79,51 mm
0302902	805017-50-1	Piston	Volkswagen	80,01 mm
0303000	805018-00-1	Piston	Volkswagen	79,51 mm
0303002	805018-50-1	Piston	Volkswagen	80,01 mm
03031N0	795052-00-2	Piston ring set	Audi / Seat / Skoda / VW 2 Cyl.	82,50 mm
03031V0	795052-00-2	Piston ring set	Audi / Seat / Skoda / VW 2 Cyl.	82,50 mm
0303200	805005-00-1	Piston	Volkswagen	76,51 mm
03032N0	795077-00-4	Piston ring set	Audi / Seat / Skoda / VW 4 Cyl.	76,50 mm
03032N2	795077-50-4	Piston ring set	Audi / Seat / Skoda / VW 4 Cyl.	77,00 mm
03032V0	795077-00-4	Piston ring set	Audi / Seat / Skoda / VW 4 Cyl.	76,50 mm
03032V2	795077-50-4	Piston ring set	Audi / Seat / Skoda / VW 4 Cyl.	77,00 mm
0303800	805015-00-1	Piston	Volkswagen	81,01 mm
0303802	805015-50-1	Piston	Volkswagen	81,51 mm
0303900	805016-00-1	Piston	Volkswagen	81,01 mm
0303902	805016-50-1	Piston	Volkswagen	81,51 mm
0304000	805013-00-1	Piston	Volkswagen	79,51 mm
0304002	805013-50-1	Piston	Volkswagen	80,01 mm
03040V0	795045-00-4	Piston ring set	Audi / VW / Seat / Skoda 4 Cyl.	79,50 mm
03040V0	795048-00-1	Piston ring set	Audi / Ford / Seat / Skoda / VW 1 Cyl.	79,50 mm
03040V1	795045-50-4	Piston ring set	Audi / VW / Seat / Skoda 4 Cyl.	80,00 mm
03040V1	795048-50-1	Piston ring set	Audi / Ford / VW 1 Cyl.	80,00 mm
0304100	805014-00-1	Piston	Volkswagen	79,51 mm
0304102	805014-50-1	Piston	Volkswagen	80,01 mm
0304200	805006-00-1	Piston	Volkswagen	76,51 mm
0304202	805006-50-1	Piston	Volkswagen	77,01 mm
03048N0	795009-00-5	Piston ring set	Audi / Volvo /Volkswagen 5 Cyl.	81,00 mm
03048N0	795041-00-5	Piston ring set	Audi / VW / Volvo / Seat / Skoda 5 Cyl.	81,00 mm
03048N2	795041-50-5	Piston ring set	Audi / VW / Volvo / Seat / Skoda 5 Cyl.	81,50 mm
03048V0	795041-00-5	Piston ring set	Audi / VW / Volvo / Seat / Skoda 5 Cyl.	81,00 mm
0305200	805054-00-1	Piston	Seat / VW	67,10 mm
03052N0	795079-00-4	Piston ring set	VW 4 Cyl.	67,10 mm
0305400	805039-00-1	Piston	Audi / Seat / Skoda / VW	79,50 mm
0305402	805039-50-1	Piston	Audi / Seat / Skoda / VW	80,00 mm
0305500	805040-00-1	Piston	Audi / Seat / Skoda / VW	79,50 mm
0305502	805040-50-1	Piston	Audi / Seat / Skoda / VW	80,00 mm
03055N0	795020-00-4	Piston ring set	Audi / Seat / Skoda / Volkswagen 4 Cyl.	79,50 mm
03055V0	795020-00-4	Piston ring set	Audi / Seat / Skoda / Volkswagen 4 Cyl.	79,50 mm
0305600	805048-00-1	Piston	Audi / Ford / Seat / VW	79,51 mm
0305700	805049-00-1	Piston	Audi / Ford / Seat / VW	79,51 mm
0305800	805015-00-1	Piston	Volkswagen	81,01 mm
0305802	805015-50-1	Piston	Volkswagen	81,51 mm

**VERGLEICHNUMMERN  
CROSS-REFERENCE  
Mahle- SM**

Cross ref.	SM ref.:	Product Category	Manufacturer Type	Bore dia.
0305900	805016-00-1	Piston	Volkswagen	81,01 mm
0305902	805016-50-1	Piston	Volkswagen	81,51 mm
03060N0	795052-00-2	Piston ring set	Audi / Seat / Skoda / VW 2 Cyl.	82,50 mm
03061N0	795077-00-4	Piston ring set	Audi / Seat / Skoda / VW 4 Cyl.	76,50 mm
03061N2	795077-50-4	Piston ring set	Audi / Seat / Skoda / VW 4 Cyl.	77,00 mm
0306200	805065-00-1	Piston	VW/ Seat/ Ford/ Audi/ VAG	81,01 mm
0306211	805065-50-1	Piston	VW/ Seat/ Ford/ Audi/ VAG	81,51 mm
0306212	805065-10-1	Piston	VW/ Seat/ Ford/ Audi/ VAG	82,01 mm
0306400	805043-00-1	Piston	Seat / Skoda / VW	76,51 mm
0306500	805046-00-1	Piston	Audi / Ford / Seat / Skoda / VW	79,51 mm
0306600	805047-00-1	Piston	Audi / Ford / Seat / Skoda / VW	79,51 mm
0306702	805002-50-1	Piston	Volkswagen	77,01 mm
0307100	805036-00-1	Piston	Skoda / VW	76,51 mm
03071N0	795077-00-4	Piston ring set	Audi / Seat / Skoda / VW 4 Cyl.	76,50 mm
03074N0	795094-00-6	Piston ring set	BMW / VW 6 Cyl.	84,00 mm
03077N0	795085-00-4	Piston ring set	Audi / Seat / Skoda / VW 4 Cyl.	81,00 mm
03079N0	795076-00-2	Piston ring set	Audi / VW 2 Cyl.	81,00 mm
0308000	805024-00-1	Piston	Seat / Skoda / VW	79,51 mm
0308002	805024-50-1	Piston	Seat / Skoda / VW	80,01 mm
0308100	805025-00-1	Piston	Seat / Skoda / VW	79,51 mm
0308102	805025-50-1	Piston	Seat / Skoda / VW	80,01 mm
03082N0	795077-00-4	Piston ring set	Audi / Seat / Skoda / VW 4 Cyl.	76,50 mm
03084N0	795077-00-4	Piston ring set	Audi / Seat / Skoda / VW 4 Cyl.	76,50 mm
0308600	805034-00-1	Piston	Audi / Ford / Seat / Skoda / VW	79,51 mm
0308700	805035-00-1	Piston	Audi / Ford / Seat / Skoda / VW	79,51 mm
0308900	805033-00-1	Piston	Audi / Seat / Skoda / VW	76,51 mm
0308902	805033-50-1	Piston	Audi / Seat / Skoda / VW	77,01 mm
0309000	805030-00-1	Piston	Volkswagen	81,01 mm
03090N0	795019-00-4	Piston ring set	Audi /Mitsubishi /Seat /Skoda /Volkswagen 4 Cyl.	81,00 mm
03090N0	795098-00-4	Piston ring set	Audi / Mitsubishi / Seat / Skoda / VW 4 Cyl.	81,00 mm
03090N2	795098-50-4	Piston ring set	Audi / Mitsubishi / Seat / Skoda / VW 4 Cyl.	81,50 mm
0309100	805031-00-1	Piston	Volkswagen	81,01 mm
0309700	805050-00-1	Piston	Volkswagen	81,01 mm
0309800	805051-00-1	Piston	Volkswagen	81,01 mm
03162V0	791110-00-2	Piston ring set	Citroen 2 Cyl.	77,00 mm
0318200	803716-00-1	Piston	Citroen / Fiat / Peugeot / Talbot	93,00 mm
0318201	803716-50-1	Piston	Citroen / Fiat / Peugeot / Talbot	93,50 mm
03182N0	793735-00-4	Piston ring set	Citroen / Fiat / Peugeot / Talbot 4 Cyl.	93,00 mm
03186N0	791143-00-4	Piston ring set	Citroen/Nissan/Opel/Peugeot/Renault/Vauxhall 4 Cyl	82,70 mm
031WV16	953710-4	Cylinder liner	Citroen / Fiat / Iveco / Peugeot / Talbot	semi
03301N0	795075-00-4	Piston ring set	Audi / Seat / Skoda / VW 4 Cyl.	81,00 mm
03301N2	795075-50-4	Piston ring set	Audi / Seat / Skoda / VW 4 Cyl.	81,50 mm
0330400	805019-00-1	Piston	Volkswagen	81,01 mm
0330402	805019-50-1	Piston	Volkswagen	81,51 mm
03304N0	795074-00-4	Piston ring set	Audi / Seat / Skoda / VW 4 Cyl.	81,00 mm
03304N2	795074-50-4	Piston ring set	Audi / VW 4 Cyl.	81,50 mm
03310N0	795076-00-2	Piston ring set	Audi / VW 2 Cyl.	81,00 mm
03316N0	795074-00-4	Piston ring set	Audi / Seat / Skoda / VW 4 Cyl.	81,00 mm
03316N2	795074-50-4	Piston ring set	Audi / VW 4 Cyl.	81,50 mm
03318N0	795075-00-4	Piston ring set	Audi / Seat / Skoda / VW 4 Cyl.	81,00 mm
03319N0	795052-00-2	Piston ring set	Audi / Seat / Skoda / VW 2 Cyl.	82,50 mm
03319N0	795057-00-2	Piston ring set	Audi / Seat / Skoda / Volkswagen 2 Cyl.	82,50 mm
0332000	805061-00-1	Piston	Audi / Seat / Skoda / VW	81,01 mm
0334000	805097-00-1	Piston	Audi	78,31 mm
0334012	805097-50-1	Piston	Audi	78,81 mm
0334100	805098-00-1	Piston	Audi	78,31 mm
0334112	805098-50-1	Piston	Audi	78,81 mm
0334200	805095-00-1	Piston	Audi	78,31 mm
0334212	805095-50-1	Piston	Audi	78,81 mm
0334300	805096-00-1	Piston	Audi	78,31 mm
0334312	805096-50-1	Piston	Audi	78,81 mm
0334N0	795086-00-6	Piston ring set	Audi / Skoda / VW 6 Cyl.	78,30 mm
033PI00101000	805063-00-1	Piston	Audi	83,01 mm
033RS001010N0	795028-00-2	Piston ring set	Audi / VW 2 Cyl.	83,00 mm
033RS001030N0	795052-00-2	Piston ring set	Audi / Seat / Skoda / VW 2 Cyl.	82,50 mm
03469N0	795027-00-4	Piston ring set	VW 4 Cyl.	86,50 mm
0347400	805084-00-1	Piston	Audi / VW	81,01 mm
0347402	805084-50-1	Piston	Audi / VW	81,51 mm
03474N0	795037-00-4	Piston ring set	Audi / Ford / Mercedes Benz / Seat / VW 4 Cyl.	81,00 mm

**VERGLEICHNUMMERN  
CROSS-REFERENCE  
Mahle- SM**

Cross ref.	SM ref.:	Product Category	Manufacturer Type	Bore dia.
03474N2	795037-50-4	Piston ring set	Audi / Ford / Mercedes Benz / Seat / VW 4 Cyl.	81,50 mm
0347500	805080-00-1	Piston	Audi / VW	81,01 mm
0347502	805080-50-1	Piston	Audi / VW	81,51 mm
03475N0	795036-00-4	Piston ring set	Audi / VW 4 Cyl.	81,00 mm
03475N2	795036-50-4	Piston ring set	Audi / VW 4 Cyl.	81,50 mm
03475N3	795036-10-4	Piston ring set	Audi / VW 4 Cyl.	82,00 mm
03475V0	795036-00-4	Piston ring set	Audi / VW 4 Cyl.	81,00 mm
03475V2	795036-50-4	Piston ring set	Audi / VW 4 Cyl.	81,50 mm
03475V3	795036-10-4	Piston ring set	Audi / VW 4 Cyl.	82,00 mm
0347600	805082-00-1	Piston	Audi / VW	81,01 mm
0347602	805082-50-1	Piston	Audi / VW	81,51 mm
0347700	805081-00-1	Piston	Audi / VW	81,01 mm
0347800	805081-00-1	Piston	Audi / VW	81,01 mm
0347802	805081-50-1	Piston	Audi / VW	81,51 mm
0347803	805081-10-1	Piston	Audi / VW	82,01 mm
0348502	805085-50-1	Piston	Audi / VW	83,01 mm
0348900	805085-00-1	Piston	Audi / VW	82,51 mm
0348902	805085-50-1	Piston	Audi / VW	83,01 mm
03489N0	795053-00-4	Piston ring set	Audi / VW 4 Cyl.	82,50 mm
03489N2	795053-50-4	Piston ring set	Audi / VW 4 Cyl.	83,00 mm
03489V0	795053-00-4	Piston ring set	Audi / VW 4 Cyl.	82,50 mm
0349000	805020-00-1	Piston	Audi / Volvo	81,01 mm
0349002	805020-50-1	Piston	Audi / Volvo	81,51 mm
03490N0	795009-00-5	Piston ring set	Audi / Volvo /Volkswagen 5 Cyl.	81,00 mm
03490N0	795041-00-5	Piston ring set	Audi / VW / Volvo / Seat / Skoda 5 Cyl.	81,00 mm
03490N2	795009-50-5	Piston ring set	Audi / Volvo / Volkswagen 5 Cyl.	81,50 mm
03490N2	795041-50-5	Piston ring set	Audi / VW / Volvo / Seat / Skoda 5 Cyl.	81,50 mm
0349100	805021-00-1	Piston	Audi / Volvo	81,01 mm
0349102	805021-50-1	Piston	Audi / Volvo	81,51 mm
0349400	805087-00-1	Piston	Audi / VW	82,51 mm
0349402	805087-50-1	Piston	Audi / VW	83,01 mm
03702N0	795127-00-4	Piston ring set	Volvo 4 Cyl.	96,00 mm
0372200	805122-00-1	Piston	Volvo	92,00 mm
03722N0	795128-00-2	Piston ring set	Volvo 2 Cyl.	92,00 mm
03742N0	795126-00-4	Piston ring set	Volvo 4 Cyl.	96,00 mm
03744N0	795111-00-1	Piston ring set	Volvo 1 Cyl.	98,43 mm
03744V0	795111-00-1	Piston ring set	Volvo 1 Cyl.	98,43 mm
0374710	805102-00-1	Piston	Volvo	98,43 mm
0374780	815103-2	Assembly	Volvo	98,43 mm
0374782	815102-2	Assembly	Volvo	98,43 mm
0374790	815102-2	Assembly	Volvo	98,43 mm
0375410	805105-00-1	Piston	Volvo	104,77 mm
0375480	815105-2	Assembly	Volvo	104,77 mm
0375510	805106-00-1	Piston	Volvo	104,77 mm
0375580	815106-2	Assembly	Volvo	104,77 mm
03755N0	795106-00-1	Piston ring set	Volvo 1 Cyl.	104,77 mm
03755N0	795106-00-2	Piston ring set	Volvo 2 Cyl.	104,77 mm
03755V0	795106-00-1	Piston ring set	Volvo 1 Cyl.	104,77 mm
03755V0	795106-00-2	Piston ring set	Volvo 2 Cyl.	104,77 mm
0375700	805108-00-1	Piston	Volvo	104,77 mm
0375780	815108-2	Assembly	Volvo	104,77 mm
0375782	815127-2	Assembly	Volvo	104,77 mm
0375790	815108-2	Assembly	Volvo	104,77 mm
0375810	805107-00-1	Piston	Volvo	104,77 mm
0375880	815107-2	Assembly	Volvo	104,77 mm
03764N0	795127-00-4	Piston ring set	Volvo 4 Cyl.	96,00 mm
03764N1	795127-30-4	Piston ring set	Volvo 4 Cyl.	96,30 mm
0377400	805112-00-1	Piston	Volvo	120,65 mm
0377490	815112-2	Assembly	Volvo	120,65 mm
03774G0	795107-00-1	Piston ring set	Volvo 1 Cyl.	120,65 mm
03774G0	795107-00-2	Piston ring set	Volvo 2 Cyl.	120,65 mm
03774N0	795107-00-1	Piston ring set	Volvo 1 Cyl.	120,65 mm
03774N0	795107-00-2	Piston ring set	Volvo 2 Cyl.	120,65 mm
0377500	805116-00-1	Piston	Volvo	120,64 mm
0377592	815116-2	Assembly	Volvo	120,65 mm
0377595	815129-2	Assembly	Volvo	120,65 mm
0377610	805110-00-1	Piston	Volvo	120,65 mm
0377683	815110-2	Assembly	Volvo	120,65 mm
03776G0	795120-00-1	Piston ring set	Volvo 1 Cyl.	120,65 mm



**VERGLEICHNUMMERN  
CROSS-REFERENCE  
Mahle- SM**

Cross ref.	SM ref.:	Product Category	Manufacturer Type	Bore dia.
03776N0	795120-00-1	Piston ring set	Volvo 1 Cyl.	120,65 mm
0377710	805117-00-1	Piston	Volvo	120,65 mm
0377783	815117-2	Assembly	Volvo	120,65 mm
03780N0	795108-00-1	Piston ring set	Volvo 1 Cyl.	130,18 mm
0378200	805124-00-1	Piston	Volvo	130,18 mm
0378292	815124-2	Assembly	Volvo	130,18 mm
0378300	805115-00-1	Piston	Volvo	130,18 mm
0378392	815115-2	Assembly	Volvo	130,18 mm
0379200	805126-00-1	Piston	Volvo	98,43 mm
0379292	815126-2	Assembly	Volvo	98,43 mm
0379800	805104-00-1	Piston	Volvo	104,77 mm
0379892	815104-2	Assembly	Volvo	104,77 mm
03798N0	795124-00-1	Piston ring set	Volvo 1 Cyl.	104,77 mm
0379900	805145-00-1	Piston	Volvo	130,18 mm
0379992	815166-2	Assembly	Volvo	130,18 mm
03799N0	795132-00-1	Piston ring set	Volvo 1 Cyl.	130,18 mm
03799N0	795132-00-2	Piston ring set	Volvo 2 Cyl.	130,18 mm
037AY00107090	815120-2	Assembly	Volvo/ RVI	123,00 mm
037LW00100000	953813-1	Cylinder liner	RVI / Volvo	123,00 mm
037LW00100001	953813-2	Cylinder liner with seal set	RVI / Volvo	123,00 mm
037LW00102001	955161-1	Cylinder liner	Volvo / Renault	131,00 mm
037LW00106001	955120-1	Cylinder liner	Volvo/ RVI	123,00 mm
037LW00128000	955167-1	Cylinder liner	Volvo	144,00 mm
037LW00128001	955167-2	Cylinder liner	Volvo	144,00 mm
037PI0010700	805121-00-1	Piston	Volvo/ RVI	123,01 mm
037RS001130N0	795104-00-6	Piston ring set	Volvo 6 Cyl.	82,00 mm
037RS001480N0	795109-00-5		Volvo 5 Cyl.	81,00 mm
037RS001490N0	795134-00-4	Piston ring set	Volvo 4 Cyl.	82,00 mm
037RS001500N0	795134-00-4	Piston ring set	Volvo 4 Cyl.	82,00 mm
037SK50023000	925122-1	Cylinder liner seal set	Volvo	92,01 mm
037SK50030000	925133-1	Cylinder liner seal set	Volvo	131,00 mm
037SK50031000	925109-1	Cylinder liner seal set	Volvo	120,00 mm
037WN07	955102-1	Cylinder liner	Volvo	98,43 mm
037WN07	955102-2	Cylinder liner with seal set	Volvo	98,43 mm
037WN11	955105-1	Cylinder liner	Volvo	104,77 mm
037WN11	955105-2	Cylinder liner with seal set	Volvo	104,77 mm
037WN1101	955105-2	Cylinder liner with seal set	Volvo	104,77 mm
037WN18	955112-1	Cylinder liner	Volvo	120,65 mm
037WN1801	955112-2	Cylinder liner with seal set	Volvo	120,65 mm
037WN2000	955122-1	Cylinder Liner	Volvo	semi
037WN21	955116-1	Cylinder liner	Volvo	120,64 mm
037WN21	955116-2	Cylinder liner with seal set	Volvo	120,64 mm
037WN22	955113-1	Cylinder liner	Volvo	130,18 mm
037WN25	955121-1	Cylinder liner	Volvo	130,18 mm
037WN2501	955121-2	Cylinder liner with seal set	Volvo	130,18 mm
037WN26	955104-1	Cylinder liner	Volvo	104,77 mm
037WN2601	955104-2	Cylinder liner with seal set	Volvo	104,77 mm
037WN27	955103-1	Cylinder liner	Volvo	98,43 mm
037WN2701	955103-2	Cylinder liner with seal set	Volvo	98,43 mm
037WN29	955118-1	Cylinder liner	Volvo	120,65 mm
037WN29	955118-2	Cylinder Liner	Volvo	120,65 mm
037WN2901	955118-2	Cylinder Liner	Volvo	120,65 mm
037WN30	955114-1	Cylinder liner	Volvo	130,18 mm
037WN3001	955114-2	Cylinder liner with seal set	Volvo	130,18 mm
037WN32	955166-1	Cylinder liner	Volvo	144,00 mm
037WN34	955110-1	Cylinder liner	Volvo	120,65 mm
037WN3401	955110-2	Cylinder liner with seal set	Volvo	120,65 mm
037WN35	955133-1	Cylinder liner	Volvo	131,00 mm
037WN3501	955133-2	Cylinder liner with seal set	Volvo	131,00 mm
037WN36	955164-1	Cylinder liner	Volvo	144,00 mm
037WN37	955109-1	Cylinder liner	Volvo	104,77 mm
037WN3701	955109-2	Cylinder liner with seal set	Volvo	104,77 mm
037WN38	955106-1	Cylinder liner	Volvo	98,43 mm
037WN39	955163-1	Cylinder liner	Volvo	120,64 mm
037WN3901	955163-2	Cylinder liner	Volvo	120,64 mm
037WN40	955135-1	Cylinder liner	Volvo	104,77 mm
037WN40	955135-2	Cylinder liner with seal set	Volvo	104,77 mm
037WN42	955111-1	Cylinder Liner	Volvo	104,77 mm
037WN42	955111-2	Cylinder liner with seal set	Volvo	104,77 mm

**VERGLEICHNUMMERN  
CROSS-REFERENCE  
Mahle- SM**

Cross ref.	SM ref.:	Product Category	Manufacturer Type	Bore dia.
037WN48	955134-1	Cylinder liner	Volvo	131,00 mm
037WN48	955134-2	Cylinder Liner	Volvo	131,00 mm
037WN4801	955134-2	Cylinder Liner	Volvo	131,00 mm
037WN49	955132-1	Cylinder liner	Volvo	104,77 mm
037WN4901	955132-2	Cylinder liner with seal set	Volvo	104,77 mm
037WN50	955143-1	Cylinder liner	Volvo	120,00 mm
037WN51	955124-1	Cylinder liner	Volvo	130,18 mm
037WN52	955165-1	Cylinder liner	Volvo	107,00 mm
037WN52	955165-2	Cylinder liner	Volvo	107,00 mm
037WN56	955162-1	Cylinder liner	Volvo / Renault	131,00 mm
037WN56	955162-2	Cylinder liner with seal set	Volvo / Renault	131,00 mm
037WN5601	955162-2	Cylinder liner with seal set	Volvo / Renault	131,00 mm
038 09 00	805146-00-1	Piston	Volvo	120,64 mm
0380100	805113-00-1	Piston	Volvo	130,18 mm
0380190	815121-2	Assembly	Volvo	130,18 mm
0380192	815113-2	Assembly	Volvo	130,18 mm
03801G0	795147-00-2	Piston ring set	Volvo 2 Cyl.	130,18 mm
03801N0	795113-00-1	Piston ring set	Volvo 1 Cyl.	130,18 mm
03801V0	795113-00-1	Piston ring set	Volvo 1 Cyl.	130,18 mm
03803N0	795142-00-1	Piston ring set	Volvo 1 Cyl.	131,00 mm
0380400	805114-00-1	Piston	Volvo	130,18 mm
0380490	815130-2	Assembly	Volvo	130,18 mm
0380492	815114-1	Assembly	Volvo	130,18 mm
0380492	815114-2	Assembly	Volvo	130,18 mm
0380500	805120-00-1	Piston	Volvo	130,18 mm
0380800	805134-00-1	Piston	Volvo	131,00 mm
0380890	815160-2	Assembly	Volvo	131,00 mm
0380990	815146-2	Assembly	Volvo	120,64 mm
03809N0	795129-00-1	Piston ring set	Volvo 1 Cyl.	120,65 mm
03810N0	795179-00-1	Piston ring set	Volvo 1 Cyl.	144,00 mm
03811N0	795178-00-1	Piston ring set	Volvo 1 Cyl.	144,00 mm
0381400	805111-00-1	Piston	Volvo	83,01 mm
03814N0	795137-00-5	Piston ring set	Volvo 5 Cyl.	83,00 mm
03816N0	795177-00-1	Piston ring set	Volvo 1 Cyl.	144,00 mm
03825N0	795136-00-6	Piston ring set	Volvo 6 Cyl.	81,00 mm
0382800	805125-00-1	Piston	Volvo	104,77 mm
0382890	815125-2	Assembly	Volvo	104,77 mm
03828N0	795130-00-1	Piston ring set	Volvo 1 Cyl.	104,77 mm
0382900	805109-00-1	Piston	Volvo	104,77 mm
0382992	815109-2	Assembly	Volvo	104,77 mm
0382994	815122-2	Assembly	Volvo	104,77 mm
03829N0	795130-00-1	Piston ring set	Volvo 1 Cyl.	104,77 mm
03829V0	795130-00-1	Piston ring set	Volvo 1 Cyl.	104,77 mm
03832N0	795140-00-2	Piston ring set	Volvo 2 Cyl.	120,65 mm
0383700	805132-00-1	Piston	Volvo	104,77 mm
0383792	815133-2	Assembly	Volvo	104,77 mm
0383793	815132-2	Assembly	Volvo	104,77 mm
0383794	815111-2	Assembly	Volvo	104,77 mm
03837N0	795150-00-1	Piston ring set	Volvo 1 Cyl.	104,77 mm
03838N0	795199-00-2	Piston ring set	Volvo 2 Cyl.	98,43 mm
0384200	805162-00-1	Piston	Volvo	130,18 mm
0384292	815162-1	Assembly	Volvo	130,18 mm
0384300	805140-00-1	Piston	Volvo	131,01 mm
0384390	815140-2	Assembly	Volvo	131,00 mm
03843N0	795142-00-1	Piston ring set	Volvo 1 Cyl.	131,00 mm
0384400	805163-00-1	Piston	Volvo	120,64 mm
0384492	815163-2	Assembly	Volvo	120,64 mm
03845N0	795101-00-5	Piston ring set	Volvo 5 Cyl.	81,00 mm
0384600	805165-00-1	Piston	Volvo	144,00 mm
0384690	815165-1	Assembly	Volvo	144,00 mm
03848N0	795123-00-1	Piston ring set	Volvo 1 Cyl.	120,65 mm
03848N0	795123-00-2	Piston ring set	Volvo 2 Cyl.	120,65 mm
03852N0	795152-00-1	Piston ring set	Volvo 1 Cyl.	83,00 mm
0385500	805164-00-1	Piston	Volvo	144,00 mm
0385590	815164-1	Assembly	Volvo	144,00 mm
0385600	805141-00-1	Piston	Volvo	131,01 mm
0385690	815141-2	assembly	Volvo	131,00 mm
0385700	805143-00-1	Piston	Volvo	120,00 mm
0385790	815143-2	Assembly	Volvo	120,00 mm

**VERGLEICHNUMMERN  
CROSS-REFERENCE  
Mahle- SM**

Cross ref.	SM ref.:	Product Category	Manufacturer Type	Bore dia.
03857N0	795159-00-1	Piston ring set	Volvo 1 Cyl.	120,00 mm
0385900	805161-00-1	Piston	Volvo	130,18 mm
0385992	815161-1	Assembly	Volvo	130,18 mm
0386200	805157-00-1	Piston	Volvo	107,00 mm
0386290	815157-2	Assembly	Volvo	107,00 mm
03862N0	795158-00-2	Piston ring set	Volvo 2 Cyl.	107,00 mm
03864N0	795165-00-5	Piston ring set	Volvo 5 Cyl.	81,00 mm
0387300	805119-00-1	Piston	RVI / Volvo	131,01 mm
0387390	815119-2	Assembly	Volvo	131,00 mm
03873N0	795161-00-1	Piston ring set	RVI / Volvo 1 Cyl.	131,00 mm
0388900	805118-00-1	Piston	Volvo	131,00 mm
0388990	815118-1	Assembly	Volvo	131,01 mm
0388990	815118-2	Assembly	Volvo	131,01 mm
0390100	803726-00-1	Piston	Citroen / Nissan / Peugeot / Rover	77,00 mm
03901G0	793726-00-4	Piston ring set	Citroen / Nissan / Peugeot / Rover 4 Cyl.	77,00 mm
03901N0	793726-00-4	Piston ring set	Citroen / Nissan / Peugeot / Rover 4 Cyl.	77,00 mm
03901V0	793726-00-4	Piston ring set	Citroen / Nissan / Peugeot / Rover 4 Cyl.	77,00 mm
03902V0	793725-00-4	Piston ring set	Fiat / Citroen / Peugeot 4 Cyl.	83,00 mm
0390600	803707-00-1	Piston	Peugeot	92,00 mm
0390611	803707-50-1	Piston	Peugeot	92,50 mm
03906N0	793740-00-4	Piston ring set	Citroen / DAF / Fiat / Peugeot 4 Cyl.	92,00 mm
0392400	803703-00-1	Piston	Citroen / Peugeot	83,00 mm
0392401	803703-50-1	Piston	Citroen / Peugeot	83,50 mm
0392402	803703-80-1	Piston	Citroen / Peugeot	83,80 mm
03924N0	793723-00-4	Piston ring set	Citroen/Fiat/Lada/Peugeot/Rover/Suzuki 4 Cyl.	83,00 mm
03924N1	793723-50-4	Piston ring set	Citroen/Fiat/Lada/Peugeot/Rover/Suzuki 4 Cyl.	83,50 mm
03924V0	793723-00-4	Piston ring set	Citroen/Fiat/Lada/Peugeot/Rover/Suzuki 4 Cyl.	83,00 mm
0392500	803725-00-1	Piston	Citroen / Fiat / Iveco / Peugeot	84,00 mm
0392590	813725-4	Assembly	Citroen / Fiat / Iveco / Peugeot	84,00 mm
03929V0	793704-00-4	Piston ring set	Peugeot 4 Cyl.	84,00 mm
03932N0	793712-00-4	Piston ring set	Alfa/Citroen/Fiat/Lancia/Peugeot/Seat 4 Cyl.	84,00 mm
0393392	813721-4	Assembly	Peugeot	84,00 mm
0394100	803708-00-1	Piston	Peugeot	90,00 mm
0394190	813708-1	Assembly	Peugeot	90,00 mm
03941N0	793708-00-2	Piston ring set	Aro /Ford /Opel /Peugeot /Renault /RVI/Volo 2 Cyl.	90,00 mm
0394300	803729-00-1	Piston	Citroen / Renault	88,01 mm
0394393	813729-4	Assembly	Citroen / Renault	88,01 mm
03943G0	793733-00-4	Piston ring set	Peugeot 4 Cyl.	88,00 mm
03943N0	793777-00-4	Piston ring set	Citroen / Peugeot / Renault 4 Cyl.	88,00 mm
03943V0	793777-00-4	Piston ring set	Citroen / Peugeot / Renault 4 Cyl.	88,00 mm
0394500	803717-00-1	Piston	Citroen / Fiat / Iveco / Lancia / Peugeot	85,00 mm
0394700	803718-00-1	Piston	Peugeot	94,00 mm
03947N0	793718-00-4	Piston ring set	DAF / Ford / Peugeot / Ssang Yong / Talbot 4 Cyl.	94,00 mm
0394800	803704-00-1	Piston	Peugeot	94,00 mm
0394801	803704-40-1	Piston	Peugeot	94,40 mm
0394802	803704-60-1	Piston	Peugeot	94,60 mm
0394803	803704-10-1	Piston	Peugeot	95,00 mm
03948G0	793714-00-4	Piston ring set	Aro/Citroen/DAF/Ford /Peugeot/Ssangyong 4 Cyl.	94,00 mm
03948N0	793714-00-4	Piston ring set	Aro/Citroen/DAF/Ford /Peugeot/Ssangyong 4 Cyl.	94,00 mm
03948N1	793714-40-4	Piston ring set	Peugeot 4 Cyl.	94,40 mm
0395100	803706-00-1	Piston	Peugeot	94,00 mm
0395101	803706-40-1	Piston	Peugeot	94,40 mm
03952N0	793718-00-4	Piston ring set	DAF / Ford / Peugeot / Ssang Yong / Talbot 4 Cyl.	94,00 mm
0395300	803728-00-1	Piston	Citroen / Fiat / Peugeot	88,00 mm
0395390	813728-4	Assembly	Citroen / Fiat / Peugeot	88,00 mm
03953N0	793707-00-2	Piston ring set	Citroen / Fiat /Peugeot / Renault / Talbot 2 Cyl.	88,00 mm
03953V0	793707-00-2	Piston ring set	Citroen / Fiat /Peugeot / Renault / Talbot 2 Cyl.	88,00 mm
0395400	803715-00-1	Piston	Peugeot	88,00 mm
0395490	813715-1	Assembly	Peugeot	88,00 mm
03954N0	793715-00-4	Piston ring set	Ford / Peugeot 4 Cyl.	88,00 mm
03954V0	793715-00-4	Piston ring set	Ford / Peugeot 4 Cyl.	88,00 mm
03958N0	793709-00-4	Piston ring set	Citroen / Peugeot 4 Cyl.	72,00 mm
03959N0	793706-00-4	Piston ring set	Citroen / Peugeot 4 Cyl.	72,00 mm
03959V0	793706-00-4	Piston ring set	Citroen / Peugeot 4 Cyl.	72,00 mm
0396000	803727-00-1	Piston	Citroen / Peugeot	70,00 mm
0396090	813727-4	Assembly	Citroen / Peugeot	70,00 mm
03963V0	793705-00-4	Piston ring set	Peugeot 4 Cyl.	75,00 mm
0396400	803740-00-1	Piston	Citroen / Peugeot	75,00 mm
03964N0	793738-00-4	Piston ring set	Citroen / Peugeot / Talbot 4 Cyl.	75,00 mm

**VERGLEICHNUMMERN  
CROSS-REFERENCE  
Mahle- SM**

Cross ref.	SM ref.:	Product Category	Manufacturer Type	Bore dia.
0396500	803741-00-1	Piston	Citroen/ Peugeot	86,00 mm
0396800	803750-00-1	Piston	Citroen / Fiat / Peugeot	83,00 mm
0396890	813750-4	Assembly	Citroen / Peugeot	83,00 mm
0396900	803723-00-1	Piston	Peugeot	78,00 mm
0396990	813723-4	Assembly	Peugeot	78,00 mm
03969N0	793721-00-4	Piston ring set	Peugeot 4 Cyl.	78,00 mm
0397300	803701-00-1	Piston	Citroen / Peugeot / Rover	80,00 mm
03973N0	793727-00-4	Piston ring set	Citroen / Peugeot / Rover 4 Cyl.	80,00 mm
03973N1	793727-50-4	Piston ring set	Citroen / Peugeot / Rover 4 Cyl.	80,50 mm
03973V0	793727-00-4	Piston ring set	Citroen / Peugeot / Rover 4 Cyl.	80,00 mm
03973V2	793727-50-4	Piston ring set	Citroen / Peugeot / Rover 4 Cyl.	80,50 mm
03976N0	793717-00-4	Piston ring set	Citroen / Peugeot 4 Cyl.	83,00 mm
03976V0	793717-00-4	Piston ring set	Citroen / Peugeot 4 Cyl.	83,00 mm
0397800	803702-00-1	Piston	Citroen / Peugeot	80,00 mm
0397801	803702-50-1	Piston	Citroen / Peugeot	80,50 mm
0397900	803753-00-1	Piston	Citroen/ Peugeot	83,00 mm
0397990	813753-4	Assembly	Citroen / Peugeot	83,00 mm
03979N0	793724-00-4	Piston ring set	Citroen / Peugeot 4 Cyl.	83,00 mm
03980N0	793724-00-4	Piston ring set	Citroen / Peugeot 4 Cyl.	83,00 mm
03980V0	793724-00-4	Piston ring set	Citroen / Peugeot 4 Cyl.	83,00 mm
0398100	803720-00-1	Piston	Peugeot	83,00 mm
0398190	813720-4	Assembly	Peugeot	83,00 mm
03982V0	793765-00-4	Piston ring set	Citroen / Fiat / Peugeot	83,00 mm
03989N0	793730-00-4	Piston ring set	Citroen / Fiat / Peugeot 4 Cyl.	85,00 mm
0399100	803709-00-1	Piston	Peugeot	83,00 mm
0399500	803731-00-1	Piston	Citroen / Fiat / Peugeot	86,00 mm
0399600	803719-00-1	Piston	Citroen / Fiat / Iveco / Lada / Peugeot / Suzuki	83,00 mm
0399601	803719-50-1	Piston	Citroen / Fiat / Iveco / Lada / Peugeot / Suzuki	83,50 mm
03996N0	793744-00-4	Piston ring set	Citroen / Fiat / Lada / Peugeot / Suzuki 4 Cyl.	83,00 mm
03996N1	793744-50-4	Piston ring set	Citroen / Fiat / Lada / Peugeot / Suzuki 4 Cyl.	83,50 mm
03998N0	793753-00-4	Piston ring set	Citroen / Peugeot 4 Cyl.	92,00 mm
0399900	803749-00-1	Piston	Citroen / Fiat / Ford / Lancia / Peugeot / Suzuki	85,00 mm
0399903	803749-50-1	Piston	Citroen / Fiat / Ford / Lancia / Peugeot / Suzuki	85,50 mm
03999N0	793749-00-4	Piston ring set	Citroen/Fiat/Ford/Peugeot/Suzuki/Volvo 4 Cyl.	85,00 mm
039PI00113000	803752-00-1	Piston	Citroen / Peugeot	75,00 mm
039PI00113002	803752-50-1	Piston	Citroen / Peugeot	75,50 mm
039PI00120000	803734-00-1	Piston	Peugeot	75,00 mm
039PI00120002	803734-50-1	Piston	Peugeot	75,50 mm
039PI00129000	803714-00-1	Piston	Peugeot	75,00 mm
039PI00129002	803714-50-1	Piston	Peugeot	75,50 mm
039PI00133000	803759-00-1	Piston	Citroen / Peugeot	81,00 mm
039RS001010N0	793766-00-4	Piston ring set	Citroen / Peugeot 4 Cyl.	78,50 mm
039RS001130N0	793770-00-4	Piston ring set	Citroen / Ford / Peugeot / Toyota / Volvo 4 Cyl.	75,00 mm
039RS001130N2	793770-50-4	Piston ring set	Citroen / Ford / Peugeot / Toyota / Volvo 4 Cyl.	75,50 mm
039RS001170N0	793771-00-4	Piston ring set	Fiat / Citroen / Peugeot 4 Cyl.	85,00 mm
039RS001200N0	793716-00-3	Piston ring set	Citroen / Peugeot 3 Cyl.	75,00 mm
039RS101010N0	793772-00-2	Piston ring set	Citroen / Jaguar / Land Rover / Peugeot 2 Cyl.	84,00 mm
039RS101020N0	792115-00-4	Piston ring set	Citroen / Ford / Opel / Peugeot / Vauxhall 4 Cyl.	75,00 mm
039RS101030N0	793770-00-4	Piston ring set	Citroen / Ford / Peugeot / Toyota / Volvo 4 Cyl.	75,00 mm
039RS101130N0	793742-00-3	Piston ring set	Citroen /Daihatsu /Peugeot /Subaru /Toyota 4 Cyl.	71,00 mm
039SK50071000	923753-1	Cylinder liner seal set	Citroen / Peugeot	83,00 mm
039WN10	953725-4	Cylinder liner	Citroen / Fiat / Iveco / Peugeot	84,00 mm
039WN12	953715-4	Cylinder liner	Peugeot	88,00 mm
039WN13	953724-4	Cylinder liner	Caterpillar / Citroen / Fiat / Iveco / Peugeot	88,00 mm
039WN15	953708-1	Cylinder liner	Peugeot	90,00 mm
039WN18	953723-4	Cylinder liner	Peugeot	78,00 mm
039WN24	953717-4	Cylinder liner	Peugeot	83,00 mm
039WN25	953807-4	Cylinder liner	Renault	88,00 mm
039WN27	953727-4	Cylinder liner	Citroen / Peugeot	70,00 mm
039WN33	953709-4	Cylinder liner	Citroen / Renault	semi
039WN34	953712-4	Cylinder liner	Peugeot	72,00 mm
039WV16	953703-4	Cylinder liner	Peugeot	semi
039WV21	953702-4	Cylinder liner	Citroen / Peugeot	semi
039WV23	953701-4	Cylinder liner	Citroen / Peugeot	semi
039WV42	953706-4	Cylinder liner	Citroen / Ford / Mazda / Mini / Peugeot	semi
0400100	803705-00-1	Piston	Peugeot	82,20 mm
0400101	803705-60-1	Piston	Peugeot	82,80 mm
04001N0	791142-00-4	Piston ring set	Citroen / Peugeot / Fiat 4 Cyl.	82,20 mm
04001N1	791142-60-4	Piston ring set	Citroen / Peugeot / Fiat 4 Cyl.	82,80 mm

**VERGLEICHNUMMERN  
CROSS-REFERENCE  
Mahle- SM**

Cross ref.	SM ref.:	Product Category	Manufacturer Type	Bore dia.
04001V0	791142-00-4	Piston ring set	Citroen / Peugeot / Fiat 4 Cyl.	82,20 mm
0400200	803730-00-1	Piston	Citroen / Peugeot	75,00 mm
0400290	813730-4	Assembly	Citroen / Peugeot	75,00 mm
04002N0	793755-00-4	Piston ring set	Citroen / Peugeot 4 Cyl.	75,00 mm
0400300	803711-00-1	Piston	Citroen / Ford / Peugeot / Toyota	73,70 mm
0400302	803711-50-1	Piston	Citroen / Ford / Peugeot / Toyota	74,20 mm
0400400	803736-00-1	Piston	Citroen / Peugeot	78,50 mm
04004N0	793752-00-4	Piston ring set	Citroen / Peugeot 4 Cyl.	78,50 mm
04005N0	793756-00-4	Piston ring set	Citroen / Ford / Peugeot / Toyota 4 Cyl.	73,70 mm
0400600	803710-00-1	Piston	Citroen/Fiat/Ford/Mazda/Mini/Peugeot/Volvo	75,00 mm
04006N0	793758-00-4	Piston ring set	Citroen/Fiat/Mazda/Mini/Peugeot/Suzuki/Volvo 4 Cyl	75,00 mm
04007N0	793729-00-4	Piston ring set	Citroen / Fiat / Peugeot / Suzuki 4 Cyl.	83,00 mm
04007V0	793729-00-4	Piston ring set	Citroen / Fiat / Peugeot / Suzuki 4 Cyl.	83,00 mm
04008V0	793743-00-4	Piston ring set	Fiat / Peugeot 4 Cyl.	78,50 mm
0400900	803743-00-1	Piston	Peugeot/ Citroen	92,00 mm
0400902	803743-50-1	Piston	Peugeot/ Citroen	92,50 mm
04009N0	793747-00-4	Piston ring set	Citroen / Peugeot 4 Cyl.	92,00 mm
04009N2	793747-50-4	Piston ring set	Peugeot 4 Cyl.	92,50 mm
04009V2	793747-50-4	Piston ring set	Peugeot 4 Cyl.	92,50 mm
0401100	803722-00-1	Piston	Peugeot	75,00 mm
0401190	813722-4	Assembly	Peugeot	75,00 mm
0401300	803732-00-1	Piston	Peugeot	86,00 mm
04014N0	792060-00-4	Piston ring set	Fiat / Alfa / Citroen / Peugeot / Seat 4 Cyl.	93,00 mm
04016N0	793751-00-4	Piston ring set	Citroen / Peugeot 4 Cyl.	85,00 mm
0401800	803712-00-1	Piston	Peugeot	72,00 mm
0401890	813712-4	Assembly	Peugeot	72,00 mm
04018N0	793754-00-4	Piston ring set	Citroen / Peugeot 4 Cyl.	72,00 mm
04025N0	793760-00-4	Piston ring set	Citroen / Peugeot 4 Cyl.	75,00 mm
0402700	803758-00-1	Piston	Citroen / Fiat / Iveco / Peugeot	84,00 mm
0402790	813758-4	Assembly	Citroen / Fiat / Iveco / Peugeot	84,00 mm
0403200	803724-00-1	Piston	Citroen / Fiat / Peugeot	88,00 mm
0403290	813724-4	Assembly	Citroen / Fiat / Peugeot	88,00 mm
04033V0	793704-00-4	Piston ring set	Peugeot 4 Cyl.	84,00 mm
0403700	803744-00-1	Piston	Ford / Peugeot	85,00 mm
040RS100120N0	793719-00-3	Piston ring set	Citroen / DS / Opel / Peugeot 4 Cyl.	75,00 mm
0430300	803602-00-1	Piston	Perkins	98,48 mm
0430392	813602-1	Assembly	Perkins	98,48 mm
0431900	803610-00-1	Piston	Perkins	100,00 mm
04319N0	793614-00-2	Piston ring set	Chrysler / Perkins 2 Cyl.	100,00 mm
04320G0	793611-00-1	Piston ring set	Perkins 1 Cyl.	91,48 mm
04321N0	793606-00-1	Piston ring set	Perkins 1 Cyl.	91,48 mm
04321N0	793624-00-1	Piston ring set	Fap-Famos / Perkins 1 Cyl.	91,48 mm
04321V0	793606-00-1	Piston ring set	Perkins 1 Cyl.	91,48 mm
04321V0	793624-00-1	Piston ring set	Fap-Famos / Perkins 1 Cyl.	91,48 mm
0432200	803606-00-1	Piston	Perkins	91,48 mm
0432300	803606-00-1	Piston	Perkins	91,48 mm
04324V0	793604-00-1	Piston ring set	Fordson / Perkins 1 Cyl.	91,48 mm
0432600	803603-00-1	Piston	Perkins	98,48 mm
0432693	813603-1	Assembly	Perkins	98,48 mm
04326G0	793620-00-2	Piston ring set	Leyland / Perkins / RVI / Volvo 2 Cyl.	98,48 mm
04326N0	793610-00-2	Piston ring set	Perkins 2 Cyl.	98,48 mm
04326V0	793620-00-2	Piston ring set	Leyland / Perkins / RVI / Volvo 2 Cyl.	98,48 mm
0433010	803604-00-1	Piston	Perkins	101,05 mm
04330G0	793621-00-2	Piston ring set	Perkins 2 Cyl.	101,05 mm
04330N0	793621-00-2	Piston ring set	Perkins 2 Cyl.	101,05 mm
04330V0	793621-00-2	Piston ring set	Perkins 2 Cyl.	101,05 mm
04331N0	793626-00-2	Piston ring set	Chrysler / Leyland / Perkins 2 Cyl.	98,48 mm
04331N0	793697-00-1	Piston ring set	Perkins 1 Cyl.	98,48 mm
0436000	803601-00-1	Piston	Perkins	98,48 mm
0436090	813601-1	Assembly	Perkins	98,48 mm
04361N0	793615-00-2	Piston ring set	Perkins 2 Cyl.	98,48 mm
04361N0	793615-00-2	Piston ring set	Perkins 2 Cyl.	98,48 mm
04363N0	793627-00-1	Piston ring set	Perkins 1 Cyl.	98,48 mm
04367N0	793629-00-2	Piston ring set	Fiat / Iveco / Massey / Perkins 2 Cyl.	101,05 mm
0437100	803605-00-1	Piston	Perkins	101,05 mm
0437500	803611-00-1	Piston	Perkins	98,48 mm
04375N0	793610-00-2	Piston ring set	Perkins 2 Cyl.	98,48 mm
0438000	803609-00-1	Piston	Perkins	100,00 mm
0439300	803613-00-1	Piston	Perkins	105,00 mm

**VERGLEICHNUMMERN  
CROSS-REFERENCE  
Mahle- SM**

Cross ref.	SM ref.:	Product Category	Manufacturer Type	Bore dia.
04393N0	793601-00-1	Piston ring set	Perkins 1Cyl.	105,00 mm
04394N0	793639-00-2	Piston ring set	Perkins 2 Cyl.	100,00 mm
043LP00100000	953613-1	Cylinder liner	Perkins	semi
043WT13	953603-1	Cylinder liner	Perkins	98,48 mm
043WT44	953611-1	Cylinder liner	Perkins	100,00 mm
043WV07	953606-1	Cylinder liner	Perkins	semi
043WV12	953604-1	Cylinder liner	Perkins	semi
043WV14	953608-1	Cylinder liner	Fiat / Iveco / Massey-Ferguson / Perkins	semi
043WV20	953602-1	Cylinder liner	Perkins	semi
043WV42	953612-1	Cylinder liner	Perkins	semi
043WV43	953609-1	Cylinder liner	Perkins	semi
05961V0	794207-00-4	Piston ring set	Skoda 4 Cyl.	75,50 mm
05961V0	797205-00-4	Piston ring set	Hyundai 4 Cyl.	75,50 mm
0610100	803914-00-1	Piston	Scania	127,00 mm
0610190	813916-2	Assembly	Scania	127,00 mm
0610192	813915-2	Assembly	Scania	127,00 mm
0610300	803918-00-1	Piston	Scania	127,00 mm
0610390	813920-2	Assembly	Scania	127,00 mm
0610392	813922-2	Assembly	Scania	127,00 mm
06106N0	793923-00-1	Piston ring set	Scania 1 Cyl.	127,00 mm
06106N0	793923-00-2	Piston ring set	Scania 2 Cyl.	127,00 mm
0612600	803905-00-1	Piston	Scania	127,00 mm
0612690	813914-2	Assembly	Scania	127,00 mm
0612700	803906-00-1	Piston	Scania	127,00 mm
0612790	813906-2	Assembly	Scania	127,00 mm
06127N0	793908-00-1	Piston ring set	Scania 1 Cyl.	127,00 mm
06130N0	793904-00-1	Piston ring set	Scania 1 Cyl.	127,00 mm
06130V0	793904-00-1	Piston ring set	Scania 1 Cyl.	127,00 mm
0613400	803907-00-1	Piston	Scania	127,00 mm
0613494	813907-2	Assembly	Scania	127,00 mm
06134N0	793907-00-1	Piston ring set	Scania 1 Cyl.	127,00 mm
06134V0	793907-00-1	Piston ring set	Scania 1 Cyl.	127,00 mm
06134V0	793907-00-2	Piston ring set	Scania 2 Cyl.	127,00 mm
0613500	803911-00-1	Piston	Scania	127,00 mm
0613592	813911-2	Assembly	Scania	127,00 mm
0613600	803912-00-1	Piston	Scania	127,00 mm
0613692	813912-2	Assembly	Scania	127,00 mm
06136N0	793914-00-1	Piston ring set	Scania 1 Cyl.	127,00 mm
0613800	803910-00-1	Piston	Scania	127,00 mm
0613892	813910-2	Assembly	Scania	127,00 mm
0614100	803913-00-1	Piston	Scania	127,00 mm
0614192	813913-2	Assembly	Scania	127,00 mm
06141N0	793925-00-1	Piston ring set	Scania 1 Cyl.	127,00 mm
0614200	803917-00-1	Piston	Scania	127,00 mm
0614290	813917-2	Assembly	Scania	127,00 mm
0614292	813917-2	Assembly	Scania	127,00 mm
06142N0	793916-00-1	Piston ring set	Scania 1 Cyl.	127,00 mm
0614700	803916-00-1	Piston	Scania	127,00 mm
0614790	813918-2	Assembly	Scania	127,00 mm
0614792	813918-2	Assembly	Scania	127,00 mm
0614793	813921-2	Assembly	Scania	127,00 mm
0615600	803919-00-1	Piston	Scania	127,00 mm
0615690	813919-2	Assembly	Scania	127,00 mm
0616100	803901-00-1	Piston	Scania	115,00 mm
0616190	813901-2	Assembly	Scania	115,00 mm
06161N0	793912-00-1	Piston ring set	Scania 1 Cyl.	115,00 mm
06161V0	793912-00-1	Piston ring set	Scania 1 Cyl.	115,00 mm
0616200	803902-00-1	Piston	Scania	115,00 mm
0616290	813902-2	Assembly	Scania	115,00 mm
0616300	803903-00-1	Piston	Scania	115,00 mm
0616392	813903-2	Assembly	Scania	115,00 mm
06163N0	793913-00-1	Piston ring set	Scania 1 Cyl.	115,00 mm
06163N0	793913-00-2	Piston ring set	Scania 2 Cyl.	115,00 mm
0616400	803904-00-1	Piston	Scania	115,00 mm
0616490	813905-2	Assembly	Scania	115,00 mm
0616492	813908-2	Assembly	Scania	115,00 mm
0616500	803927-00-1	Piston	Scania	115,00 mm
0616592	813927-2	Assembly	Scania	115,00 mm
06165N0	793926-00-2	Piston ring set	Scania 2 Cyl.	115,00 mm

**VERGLEICHNUMMERN  
CROSS-REFERENCE  
Mahle- SM**

Cross ref.	SM ref.:	Product Category	Manufacturer Type	Bore dia.
06168N0	793909-00-2	Piston ring set	Scania 2 Cyl.	115,00 mm
06171N0	793903-00-1	Piston ring set	Scania 1 Cyl.	115,00 mm
0617690	813923-2		Scania	127,00 mm
06177N0	793910-00-1	Piston ring set	Scania 1 Cyl.	127,00 mm
06177V0	793910-00-1	Piston ring set	Scania 1 Cyl.	127,00 mm
061AY00110091	813925-2	Assembly	Scania	130,00 mm
061AY00111091	813926-2	Assembly	Scania	127,00 mm
061AY00128090	813920-2	Assembly	Scania	127,00 mm
061AY00128092	813922-2	Assembly	Scania	127,00 mm
061AY00130090	813923-2		Scania	127,00 mm
061LW00101001	953920-1	Cylinder liner	Scania	127,00 mm
061LW00120000	953919-1	Cylinder liner	Scania	130,00 mm
061LW00120001	953919-2	Cylinder liner with seal set	Scania	130,00 mm
061PI000110000	803908-00-1	Piston	Scania	130,00 mm
061PI00111000	803926-00-1	Piston	Scania	127,00 mm
061PI00128000	803918-00-1	Piston	Scania	127,00 mm
061PI00129000	803919-00-1	Piston	Scania	127,00 mm
061PI00130000	803915-00-1	Piston	Scania	127,00 mm
061RS001000N0	793910-00-1	Piston ring set	Scania 1 Cyl.	127,00 mm
061RS001100N0	793928-00-1	Piston ring set	Scania 1 Cyl.	130,00 mm
061SK50016	923916-1	Cylinder liner seal set	Scania	127,00 mm
061WN01	953902-1	Cylinder liner	Scania	115,00 mm
061WN04	953905-1	Cylinder liner	Scania	127,00 mm
061WN04	953905-2	Cylinder liner with seal set	Scania	127,00 mm
061WN06	953912-1	Cylinder liner	Scania	127,00 mm
061WN07	953910-1	Cylinder liner	Scania	127,00 mm
061WN08	953901-1	Cylinder liner	Scania	115,00 mm
061WN08	953901-2	Cylinder liner with seal set	Scania	115,00 mm
061WN09	953910-1	Cylinder liner	Scania	127,00 mm
061WN09	953910-2	Cylinder liner with seal set	Scania	127,00 mm
061WN0901	953910-2	Cylinder liner with seal set	Scania	127,00 mm
061WN11	953903-1	Cylinder liner	Scania	115,00 mm
061WN1101	953903-2	Cylinder liner with seal set	Scania	115,00 mm
061WN12	953913-1	Cylinder liner	Scania	127,00 mm
061WN1201	953913-2	Cylinder liner with seal set	Scania	127,00 mm
061WN13	953912-1	Cylinder liner	Scania	127,00 mm
061WN14	953914-1	Cylinder liner	Scania	127,00 mm
061WN1401	953914-2	Cylinder liner with seal set	Scania	127,00 mm
061WN15	953907-1	Cylinder liner	Scania	127,00 mm
061WN15	953907-2	Cylinder liner with seal set	Scania	127,00 mm
061WN1501	953907-2	Cylinder liner with seal set	Scania	127,00 mm
061WN17	953916-1	Cylinder liner	Scania	127,00 mm
061WN17	953916-2	Cylinder liner with seal set	Scania	127,00 mm
061WN1701	953916-2	Cylinder liner with seal set	Scania	127,00 mm
061WN19	953915-1	Cylinder liner	Scania	127,00 mm
061WN19	953915-2	Cylinder liner with seal set	Scania	127,00 mm
061WN1901	953915-2	Cylinder liner with seal set	Scania	127,00 mm
061WN25	953911-1	Cylinder liner	Scania	115,00 mm
061WN2501	953911-2	Cylinder liner with seal set	Scania	115,00 mm
061WN26	953906-1	Cylinder liner	Scania	127,00 mm
061WN26	953906-2	Cylinder liner with seal set	Scania	127,00 mm
061WN2601	953906-2	Cylinder liner with seal set	Scania	127,00 mm
06303V0	790119-00-4	Piston ring set	Alfa Romeo 4 Cyl.	82,00 mm
06355N0	792088-00-5	Piston ring set	Fiat 5 Cyl.	83,00 mm
0810400	800726-00-1	Piston	BMW	84,00 mm
0810402	800726-50-1	Piston	BMW	84,50 mm
0811300	800728-00-1	Piston	BMW	84,00 mm
0811700	800724-00-1	Piston	BMW	84,00 mm
08121N0	790716-00-4	Piston ring set	BMW 4 Cyl.	84,00 mm
08121N0	790717-00-6	Piston ring set	BMW 6 Cyl.	84,00 mm
08169N0	790713-00-6	Piston ring set	BMW 6 Cyl.	80,00 mm
0817500	800720-00-1	Piston	BMW	80,00 mm
0817502	800720-50-1	Piston	BMW	80,50 mm
08176N0	790710-00-6	Piston ring set	BMW 6 Cyl.	80,00 mm
08176V0	790710-00-6	Piston ring set	BMW 6 Cyl.	80,00 mm
08176V0	790737-00-6	Piston ring set	BMW 6 Cyl.	80,00 mm
0817700	800722-00-1	Piston	BMW	80,00 mm
0817702	800722-50-1	Piston	BMW	80,50 mm
08193V0	790706-00-4	Piston ring set	BMW 4 Cyl.	89,00 mm

**VERGLEICHNUMMERN  
CROSS-REFERENCE  
Mahle- SM**

Cross ref.	SM ref.:	Product Category	Manufacturer Type	Bore dia.
081PI00104000	803739-00-1	Piston	Citroen / Mini / Peugeot	77,00 mm
081PI00110000	800702-00-1	Piston	BMW / Citroen / Mini / Peugeot	77,00 mm
081PI00128000	803751-00-1	Piston	Citroen / Peugeot	77,00 mm
081PI00128002	803751-50-1	Piston	Citroen / Peugeot	77,50 mm
081RS001010N0	790748-00-2	Piston ring set	BMW / VW 2 Cyl.	84,00 mm
081RS001040N0	790755-00-4	Piston ring set	BMW / Mini 4 Cyl.	77,00 mm
081RS001040N0	793775-00-4	Piston ring set	Citroen / Peugeot 4 Cyl.	77,00 mm
081RS001040N2	793775-50-4	Piston ring set	Citroen / Peugeot 4 Cyl.	77,50 mm
081RS001050N0	790759-00-2	Piston ring set	BMW 2 Cyl.	84,00 mm
081RS001060N0	790739-00-1	Piston ring set	BMW 1 Cyl.	82,00 mm
081RS001060N0	790739-00-2	Piston ring set	BMW 2 Cyl.	82,00 mm
081RS001070N0	790739-00-1	Piston ring set	BMW 1 Cyl.	82,00 mm
081RS001070N0	790739-00-2	Piston ring set	BMW 2 Cyl.	82,00 mm
081RS001080N0	790752-00-2	Piston ring set	BMW 2 Cyl.	84,00 mm
081RS001100N0	790746-00-4	Piston ring set	BMW 4 Cyl.	84,00 mm
081RS001100N0	790757-00-1	Piston ring set	BMW 1 Cyl.	84,00 mm
08232N0	790706-00-4	Piston ring set	BMW 4 Cyl.	89,00 mm
08237N0	790711-00-4	Piston ring set	BMW 4 Cyl.	84,00 mm
08257N0	790715-00-6	Piston ring set	BMW 6 Cyl.	92,00 mm
08262N0	790701-00-2	Piston ring set	BMW / Land Rover / Opel / Vauxhall 2 Cyl.	80,00 mm
08262N0	790720-00-6	Piston ring set	BMW / Land Rover / Opel / Vauxhall 6 Cyl.	80,00 mm
08267N0	790702-00-6	Piston ring set	BMW 6 Cyl.	80,00 mm
08272N0	790703-00-4	Piston ring set	BMW 4 Cyl.	84,00 mm
08273N0	790719-00-6	Piston ring set	BMW 6 Cyl.	80,00 mm
08277N0	790721-00-6	Piston ring set	BMW 6 Cyl.	84,00 mm
08278N0	790730-00-8	Piston ring set	BMW 8 Cyl.	89,00 mm
0830500	800730-00-1	Piston	BMW	84,00 mm
08310N0	790736-00-4	Piston ring set	BMW 4 Cyl.	85,00 mm
08311N0	790792-00-3	Piston ring set	BMW 3 Cyl.	80,00 mm
08311V0	790792-00-3	Piston ring set	BMW 3 Cyl.	80,00 mm
08313N0	790748-00-2	Piston ring set	BMW / VW 2 Cyl.	84,00 mm
08318N0	790738-00-2	Piston ring set	BMW / BLMC 2 Cyl.	84,00 mm
08320N0	790748-00-2	Piston ring set	BMW / VW 2 Cyl.	84,00 mm
08321N0	790741-00-2	Piston ring set	BMW 2 Cyl.	84,00 mm
08324N0	790740-00-2	Piston ring set	BMW 2 Cyl.	84,00 mm
08325N0	790736-00-4	Piston ring set	BMW 4 Cyl.	85,00 mm
08327N0	790756-00-4	Piston ring set	BMW 4 Cyl.	84,00 mm
08327N2	790756-50-4	Piston ring set	BMW 4 Cyl.	84,50 mm
08330N0	790753-00-2	Piston ring set	BMW 2 Cyl.	84,00 mm
0893000	802701-00-1	Piston	IHC	88,90 mm
0893090	812701-1	Assembly	IHC	88,90 mm
0896000	802703-00-1	Piston	IHC	98,425 mm
0896093	812703-2	Assembly	IHC	98,425 mm
08960N0	792706-00-1	Piston ring set	IHC 1 Cyl.	98,43 mm
08960N0	792707-00-1	Piston ring set	IHC 1 Cyl.	98,43 mm
0896100	802702-00-1	Piston	IHC	98,425 mm
0896193	812702-2	Assembly	IHC	98,425 mm
089WN08	952701-4	Cylinder liner	IHC	88,90 mm
089WN16	952702-1	Cylinder liner	IHC	98,425 mm
089WN17	952703-1	Cylinder liner	IHC	98,425 mm
0990100	801520-00-1	Piston	KHD	100,00 mm
0990192	811520-1	Assembly	KHD	100,00 mm
09901N0	791539-00-1	Piston ring set	KHD 1 Cyl.	100,00 mm
09908N0	791512-00-1	Piston ring set	KHD 1 Cyl.	91,00 mm
09908V0	791512-00-1	Piston ring set	KHD 1 Cyl.	91,00 mm
0992500	801518-00-1	Piston	KHD	95,00 mm
0992590	811518-4	Assembly	KHD	95,00 mm
0992600	801518-00-1	Piston	KHD	95,00 mm
09926V0	791518-00-1	Piston ring set	KHD 1 Cyl.	95,00 mm
0993300	801501-00-1	Piston	KHD	100,00 mm
0993301	801501-50-1	Piston	KHD	100,50 mm
0993302	801501-10-1	Piston	KHD	101,00 mm
0993390	811501-1	Assembly	KHD	100,00 mm
0993392	811513-1	Assembly	KHD	100,00 mm
09933N0	791506-00-1	Piston ring set	KHD 1 Cyl.	100,00 mm
09933N1	791506-50-1	Piston ring set	KHD 1 Cyl.	100,50 mm
09933N2	791506-10-1	Piston ring set	KHD 1 Cyl.	101,00 mm
09935N0	791530-00-1	Piston ring set	KHD 1 Cyl.	102,00 mm
0993600	801505-00-1	Piston	KHD	102,00 mm



**VERGLEICHNUMMERN  
CROSS-REFERENCE  
Mahle- SM**

Cross ref.	SM ref.:	Product Category	Manufacturer Type	Bore dia.
0993602	801505-50-1	Piston	KHD	102,50 mm
0993690	811504-1	Assembly	KHD	102,00 mm
0993692	811509-1	Assembly	KHD	102,00 mm
09936N0	791519-00-1	Piston ring set	KHD 1 Cyl.	102,00 mm
09936V0	791519-00-1	Piston ring set	KHD 1 Cyl.	102,00 mm
09936V0	794011-00-1	Piston ring set	RVI 1 Cyl.	102,00 mm
0993900	801502-00-1	Piston	KHD	100,00 mm
0993990	811502-1	Assembly	KHD	100,00 mm
0993992	811508-1	Assembly	KHD	100,00 mm
09939N0	791529-00-1	Piston ring set	KHD 1 Cyl.	100,00 mm
09939N1	791529-50-1	Piston ring set	KHD 1 Cyl.	100,50 mm
09943N0	791535-00-1	Piston ring set	KHD 1 Cyl.	102,00 mm
0994800	801512-00-1	Piston	KHD	94,00 mm
09948N0	791522-00-1	Piston ring set	KHD 1 Cyl.	94,00 mm
0997200	801511-00-1	Piston	KHD	91,00 mm
0998300	801514-00-1	Piston	KHD	100,00 mm
09985G0	791506-00-1	Piston ring set	KHD 1 Cyl.	100,00 mm
09985G1	791506-50-1	Piston ring set	KHD 1 Cyl.	100,50 mm
09985G2	791506-10-1	Piston ring set	KHD 1 Cyl.	101,00 mm
0999200	801503-00-1	Piston	KHD	102,00 mm
0999201	801503-50-1	Piston	KHD	102,50 mm
0999290	811503-1	Assembly	KHD	102,00 mm
0999294	811505-1	Assembly	KHD	102,00 mm
0999296	811510-1	Assembly	KHD	102,00 mm
09992N0	791561-00-1	Piston ring set	KHD 1 Cyl.	102,00 mm
09992V0	791561-00-1	Piston ring set	KHD 1 Cyl.	102,00 mm
0999400	801510-00-1	Piston	KHD	91,00 mm
0999401	801510-50-1	Piston	KHD	91,50 mm
0999410	801510-00-1	Piston	KHD	91,00 mm
0999411	801510-50-1	Piston	KHD	91,50 mm
0999420	801510-00-1	Piston	KHD	91,00 mm
0999421	801510-50-1	Piston	KHD	91,50 mm
0999500	801515-00-1	Piston	KHD	91,00 mm
0999900	801553-00-1	Piston	KHD	108,00 mm
09999N0	791531-00-1	Piston ring set	KHD / RVI / Volvo 1 Cyl.	108,00 mm
099AY00120090	811554-2	Assembly	KHD	108,00 mm
099AY00127090	815128-1	Assembly	KHD / Renault / Volvo	108,00 mm
099AY00133090	811517-1	Assembly	KHD	100,00 mm
099LD00100000	951528-1	Cylinder liner	KHD/ Volvo	98,00 mm
099LW00104000	955142-1	Cylinder liner	KHD / RVI / Volvo	108,00 mm
099LW00104001	955142-2	Cylinder liner with seal set	KHD / RVI / Volvo	108,00 mm
099PI00120000	801554-00-1	Piston	KHD	108,00 mm
099PI00127000	805142-00-1	Piston	KHD / RVI / Volvo	108,00 mm
099PI00133000	801517-00-1	Piston	KHD	100,00 mm
099RS001270N0	791531-00-1	Piston ring set	KHD / RVI / Volvo 1 Cyl.	108,00 mm
099SK50080000	921553-1	Cylinder liner seal set	KHD	112,00 mm
099WR05	951518-4	Cylinder liner	KHD	95,00 mm
099WR08	951502-1	Cylinder liner	KHD	100,00 mm
099WR09	951503-1	Cylinder liner	KHD	102,00 mm
099WR27	951504-1	Cylinder liner	KHD	102,00 mm
099WR28	951508-1	Cylinder liner	KHD	100,00 mm
099WR29	951509-1	Cylinder liner	KHD	102,00 mm
099WT26	951511-1	Cylinder liner	KHD	91,00 mm
099WT27	951512-1	Cylinder liner	KHD	94,00 mm
10115N0	791509-00-1	Piston ring set	KHD 1 Cyl.	110,00 mm
10115N0	795501-00-1	Piston ring set	Steyr 1 Cyl.	110,00 mm
10115N1	791509-50-1	Piston ring set	KHD 1 Cyl.	110,50 mm
10115N2	791509-10-1	Piston ring set	KHD 1 Cyl.	111,00 mm
1015900	801509-00-1	Piston	KHD	120,00 mm
1015990	811570-1	Assembly	KHD	120,00 mm
10159N0	791526-00-1	Piston ring set	KHD 1 Cyl.	120,00 mm
10159N1	791526-50-1	Piston ring set	KHD 1 Cyl.	120,50 mm
10159N2	791526-10-1	Piston ring set	KHD 1 Cyl.	121,00 mm
10159V0	791526-00-1	Piston ring set	KHD 1 Cyl.	120,00 mm
10159V1	791526-50-1	Piston ring set	KHD 1 Cyl.	120,50 mm
10159V2	791526-10-1	Piston ring set	KHD 1 Cyl.	121,00 mm
10161N0	791515-00-1	Piston ring set	KHD 1 Cyl.	120,00 mm
1017100	801506-00-1	Piston	KHD	125,00 mm
1017190	811506-1	Assembly	KHD	125,00 mm

**VERGLEICHNUMMERN  
CROSS-REFERENCE  
Mahle- SM**

Cross ref.	SM ref.:	Product Category	Manufacturer Type	Bore dia.
1017200	801507-00-1	Piston	KHD	125,00 mm
1017290	811511-1	Assembly	KHD	125,00 mm
1017292	811512-1	Assembly	KHD	125,00 mm
1017293	811511-1	Assembly	KHD	125,00 mm
1017294	811512-1	Assembly	KHD	125,00 mm
10172N0	791523-00-1	Piston ring set	KHD 1 Cyl.	125,00 mm
10172N1	791523-50-1	Piston ring set	KHD 1 Cyl.	125,50 mm
10172N2	791523-10-1	Piston ring set	KHD 1 Cyl.	126,00 mm
10172V0	791523-00-1	Piston ring set	KHD 1 Cyl.	125,00 mm
10172V1	791523-50-1	Piston ring set	KHD 1 Cyl.	125,50 mm
10172V2	791523-10-1	Piston ring set	KHD 1 Cyl.	126,00 mm
1017500	801506-00-1	Piston	KHD	125,00 mm
10185N0	791532-00-1	Piston ring set	KHD 1 Cyl.	128,00 mm
10188N0	791554-00-2	Piston ring set	KHD 2 Cyl.	98,00 mm
1018900	801516-00-1	Piston	KHD	102,00 mm
10189N0	791564-00-2	Piston ring set	KHD 2 Cyl.	102,00 mm
10191N0	791566-00-2	Piston ring set	KHD 2 Cyl.	101,00 mm
1019300	801524-00-1	Piston	KHD	108,00 mm
1019600	801527-00-1	Piston	KHD	101,00 mm
1019601	801527-25-1	Piston	KHD	101,25 mm
1019602	801527-50-1	Piston	KHD	101,50 mm
1019700	801521-00-1	Piston	KHD	94,00 mm
1019800	801522-00-1	Piston	KHD	94,00 mm
101WN1600	951553-1	Cylinder liner	KHD	108,00 mm
101WN1601	951553-2	Cylinder liner with seal set	KHD	108,00 mm
101WN24	951560-1	Cylinder liner	KHD	132,00 mm
101WR09	951507-1	Cylinder liner	KHD (145)	120,00 mm
101WR11	951505-1	Cylinder liner	KHD (150)	125,00 mm
101WR13	951506-1	Cylinder liner	KHD (154)	125,00 mm
101WR21	951505-1	Cylinder liner	KHD (150)	125,00 mm
101WR23	951506-1	Cylinder liner	KHD (154)	125,00 mm
1274100	800916-00-1	Piston	Caterpillar	146,05 mm
1274190	810916-2	Assembly	Caterpillar	146,05 mm
1275700	800912-00-1	Piston	Caterpillar	120,65 mm
1275790	810912-1	Assembly	Caterpillar	120,65 mm
12757N0	791202-00-2	Piston ring set	Caterpillar 2 Cyl.	120,65 mm
1275800	800914-00-1	Piston	Caterpillar	120,65 mm
1275890	810914-1	Assembly	Caterpillar	120,65 mm
127RS001400N0	790901-00-1	Piston ring set	Caterpillar 1 Cyl.	137,16 mm
127WN06	950916-1	Cylinder liner	Caterpillar	146,05 mm
127WN07	950912-1	Cylinder liner	Caterpillar	120,65 mm
1370800	800614-00-1	Piston	Leyland	98,00 mm
13708N0	790614-00-2	Piston ring set	BLMC 2 Cyl.	98,00 mm
14530N0	795419-00-1	Piston ring set	Knorr 1 Cyl.	88,00 mm
14534N0	795413-00-1	Piston ring set	Bosch / Scania 1 Cyl.	75,00 mm
14534V0	795413-00-1	Piston ring set	Bosch / Scania 1 Cyl.	75,00 mm
14571N0	790424-00-1	Piston ring set	RVI 1 Cyl.	78,00 mm
14572N0	795430-00-1	Piston ring set	Kompressor 1 Cyl.	78,00 mm
14576N0	795420-00-1	Piston ring set	Knorr 1 Cyl.	88,00 mm
15106N0	793219-00-1	Piston ring set	MWM 1 Cyl.	102,00 mm
15110N0	793227-00-1	Piston ring set	MWM 1 Cyl.	93,00 mm
15110N0	795088-00-4	Piston ring set	VW 4 Cyl.	93,00 mm
1515500	803301-00-1	Piston	MWM	105,00 mm
15155N0	793218-00-1	Piston ring set	MWM 1 Cyl.	105,00 mm
15160N0	793203-00-1	Piston ring set	MWM 1 Cyl.	105,00 mm
1516100	803303-00-1	Piston	MWM	105,00 mm
15168N0	791532-00-1	Piston ring set	KHD 1 Cyl.	128,00 mm
15176N0	793215-00-1	Piston ring set	MWM 1 Cyl.	120,00 mm
1518900	803302-00-1	Piston	MWM	105,00 mm
1518990	813302-2	Assembly	MWM	105,00 mm
151K50047000	923302-1	Cylinder liner seal set	MWM / Fendt	105,00 mm
151WN27	953302-1	Cylinder liner	MWM / Fendt	105,00 mm
151WN27	953302-2	Cylinder liner with seal set	MWM / Fendt	105,00 mm
151WT25	953303-1	Cylinder liner	MWM	105,00 mm
151WV15	953301-1	Cylinder liner	MWM	semi
15537V0	790015-00-1	Piston ring set	FAP - Famos 1 Cyl.	125,00 mm
1890100	805417-00-1	Piston	Marelli / Fiat	80,00 mm
20102N0	790654-00-4	Piston ring set	Rover 4 Cyl.	84,45 mm
20150N0	790609-00-6	Piston ring set	BLMC / Rover 6 Cyl.	81,00 mm

**VERGLEICHNUMMERN  
CROSS-REFERENCE  
Mahle- SM**

Cross ref.	SM ref.:	Product Category	Manufacturer Type	Bore dia.
20503N0	795418-00-1	Piston ring set	Westinghouse 1 Cyl.	85,00 mm
20503N0	795418-00-2	Piston ring set	Westinghouse 2 Cyl.	85,00 mm
20518N0	795406-00-1	Piston ring set	Westinghouse 1 Cyl.	60,00 mm
2052200	805401-00-1	Piston	Air Compressor	75,00 mm
20522V0	795414-00-2	Piston ring set	Westinghouse 2 Cyl.	75,00 mm
20522V2	795414-50-2	Piston ring set	Westinghouse 2 Cyl.	75,50 mm
20524N0	795401-00-1	Piston ring set	Westinghouse 1 Cyl.	75,00 mm
2052600	805405-00-1	Piston	Westinghouse	75,00 mm
20526G0	795405-00-1	Piston ring set	Westinghouse 1 Cyl.	75,00 mm
20526N0	795405-00-1	Piston ring set	Westinghouse 1 Cyl.	75,00 mm
20529G0	795413-00-1	Piston ring set	Bosch / Scania 1 Cyl.	75,00 mm
20529N0	795413-00-1	Piston ring set	Bosch / Scania 1 Cyl.	75,00 mm
20529N1	795413-50-1	Piston ring set	Bosch / Scania 1 Cyl.	75,50 mm
20536N0	795403-00-1	Piston ring set	Westinghouse 1 Cyl.	90,00 mm
20537N0	795403-00-1	Piston ring set	Westinghouse 1 Cyl.	90,00 mm
20540N0	795426-00-1	Piston ring set	Air Compressor 1 Cyl.	85,00 mm
20541N0	795411-00-1	Piston ring set	Fiat / Marelli 1 Cyl. Air-Komp	70,00 mm
20542N0	795404-00-1	Piston ring set	Westinghouse 1 Cyl.	75,00 mm
20543N0	795420-00-1	Piston ring set	Knorr 1 Cyl.	88,00 mm
20544N0	795820-00-1	Piston ring set	Zetor Compressor 1 Cyl.	65,00 mm
20545N0	795440-00-1	Piston ring set	Westinghouse 1 Cyl.	85,00 mm
20545N0	795440-00-2	Piston ring set	Westinghouse 2 Cyl.	85,00 mm
20910N0	790407-00-1	Piston ring set	RVI 1 Cyl.	120,00 mm
20910V0	790407-00-1	Piston ring set	RVI 1 Cyl.	120,00 mm
2091600	803815-00-1	Piston	RVI	120,00 mm
2091690	813815-1	Assembly	RVI	120,00 mm
2091800	804010-00-1	Piston	RVI	120,00 mm
2091890	814010-2	Assembly	RVI	120,00 mm
20918N0	790433-00-1	Piston ring set	RVI 1 Cyl.	120,00 mm
2091990	813819-2	Assembly	RVI	120,00 mm
2092210	803814-00-1	Piston	RVI	120,00 mm
20922N0	793147-00-1	Piston ring set	MAN 1 Cyl.	120,00 mm
20922V0	790421-00-1	Piston ring set	RVI 1 Cyl.	120,00 mm
20922V0	790421-00-2	Piston ring set	RVI 2 Cyl.	120,00 mm
20922V0	793147-00-1	Piston ring set	MAN 1 Cyl.	120,00 mm
2092300	803813-00-1	Piston	RVI	135,00 mm
2092392	813810-1	Assembly	RVI	135,00 mm
20923N0	790413-00-1	Piston ring set	RVI 1 Cyl.	135,00 mm
2092400	803820-00-1	Piston	RVI	135,00 mm
2092490	813820-1	Assembly	RVI	135,00 mm
2092492	813821-1	Assembly	RVI	135,00 mm
20924N0	790417-00-1	Piston ring set	RVI 1 Cyl.	135,00 mm
20924N0	790425-00-1	Piston ring set	RVI 1 Cyl.	135,00 mm
20925N0	790411-00-1	Piston ring set	RVI 1 Cyl.	135,00 mm
2092800	800411-00-1	Piston	RVI	135,00 mm
2092890	810411-1	Assembly	RVI	135,00 mm
20928N0	790411-00-1	Piston ring set	RVI 1 Cyl.	135,00 mm
2094100	800412-00-1	Piston	RVI	135,03 mm
2094192	813814-1	Assembly	RVI	135,00 mm
2094194	810412-1	Assembly	RVI	135,00 mm
20941N0	790422-00-1	Piston ring set	RVI 1 Cyl.	135,00 mm
20950N0	790429-00-1	Piston ring set	RVI 1 Cyl.	123,85 mm
2095200	803812-00-1	Piston	RVI	135,00 mm
2095300	803811-00-1	Piston	RVI	135,00 mm
2095390	813811-1	Assembly	RVI	135,00 mm
20953N0	790422-00-1	Piston ring set	RVI 1 Cyl.	135,00 mm
20953V0	790422-00-1	Piston ring set	RVI 1 Cyl.	135,00 mm
2095500	803819-00-1	Piston	RVI	120,00 mm
2095590	813819-2	Assembly	RVI	120,00 mm
20955N0	790418-00-1	Piston ring set	RVI 1 Cyl.	120,00 mm
20955N0	790418-00-2	Piston ring set	RVI 2 Cyl.	120,00 mm
20957N0	790418-00-1	Piston ring set	RVI 1 Cyl.	120,00 mm
20957N0	790418-00-2	Piston ring set	RVI 2 Cyl.	120,00 mm
2095900	803821-00-1	Piston	RVI	123,00 mm
2095990	813822-2	Assembly	RVI	123,00 mm
20959N0	790430-00-1	Piston ring set	RVI 1 Cyl.	123,00 mm
20959V0	790430-00-1	Piston ring set	RVI 1 Cyl.	123,00 mm
2096200	803822-00-1	Piston	RVI	123,00 mm
20966N0	790412-00-1	Piston ring set	RVI 1 Cyl.	135,00 mm

**VERGLEICHNUMMERN  
CROSS-REFERENCE  
Mahle- SM**

Cross ref.	SM ref.:	Product Category	Manufacturer Type	Bore dia.
2096700	804015-00-1	Piston	RVI	120,00 mm
2096800	803810-00-1	Piston	RVI	120,00 mm
2096890	813813-2	Assembly	RVI	120,00 mm
2097200	804007-00-1	Piston	Renault	102,00 mm
2097290	814007-1	Assembly	Renault	102,02 mm
2097300	803849-00-1	Piston	Renault / Volvo	123,01 mm
2097390	813849-2	Assembly	RVI / Volvo	123,01 mm
20973N0	790419-00-1	Piston ring set	RVI / Volvo 1 Cyl.	123,00 mm
209RS101000N0	790432-00-1	Piston ring set	RVI 1 Cyl.	123,00 mm
209SK50054000	923822-1	Cylinder liner seal set	Mack / RVI	124,00 mm
209WN04	953815-1	Cylinder liner	RVI	120,00 mm
209WN12	954010-1	Cylinder liner	RVI	120,00 mm
209WN12	954010-2	Cylinder liner with seal set	RVI	120,00 mm
209WN13	953819-1	Cylinder liner	RVI	120,00 mm
209WN13	953819-2	Cylinder liner with seal set	RVI	120,00 mm
209WN17	953810-1	Cylinder liner	RVI	120,00 mm
209WN17	953810-2	Cylinder liner with seal set	RVI	120,00 mm
209WN20	953814-1	Cylinder liner	RVI	120,00 mm
209WN20	953814-2	Cylinder liner with seal set	RVI	120,00 mm
209WN21	953817-1	Cylinder liner	RVI	123,00 mm
209WN2101	953817-2	Cylinder liner with seal set	RVI	123,00 mm
209WN22	953822-1	Cylinder liner	Mack / RVI	123,85 mm
209WN22	953822-2	Cylinder liner with seal set	Mack / RVI	123,85 mm
209WT07	953821-1	Cylinder liner	RVI	135,00 mm
209WT15	953811-1	Cylinder liner	RVI	135,00 mm
209WT18	953812-1	Cylinder liner	RVI	135,00 mm
21301N0	791313-00-2	Piston ring set	DAF 2 Cyl.	118,00 mm
21301V0	791313-00-2	Piston ring set	DAF 2 Cyl.	118,00 mm
2130700	801306-00-1	Piston	DAF	104,17 mm
21309N0	791307-00-1	Piston ring set	DAF 1 Cyl.	130,00 mm
2132200	801301-00-1	Piston	DAF	104,17 mm
2132290	811301-1	Assembly	DAF	104,17 mm
21322N0	791310-00-2	Piston ring set	DAF 2 Cyl.	104,17 mm
21325N0	791311-00-2	Piston ring set	DAF 2 Cyl.	104,17 mm
2133200	801303-00-1	Piston	DAF	118,00 mm
2133290	811303-1	Assembly	DAF	118,00 mm
21332N0	791303-00-1	Piston ring set	DAF 1 Cyl.	118,00 mm
21332V0	791303-00-1	Piston ring set	DAF 1 Cyl.	118,00 mm
2133300	801302-00-1	Piston	DAF	118,00 mm
2133390	811302-1	Assembly	DAF	118,00 mm
2135900	801304-00-1	Piston	DAF	130,00 mm
2135990	811304-1	Assembly	DAF	130,00 mm
21359N0	791304-00-1	Piston ring set	DAF 1 Cyl.	130,00 mm
2136000	801305-00-1	Piston	DAF	130,00 mm
2136090	811305-1	Assembly	DAF	130,00 mm
21362N0	791312-00-1	Piston ring set	DAF 1 Cyl.	130,00 mm
2136310	801308-00-1	Piston	DAF	130,00 mm
2136600	801309-00-1	Piston	DAF	130,00 mm
2136800	801310-00-1	Piston	DAF	130,00 mm
2137000	801307-00-1	Piston	DAF	130,00 mm
2137090	811307-1	Assembly	DAF	130,00 mm
213LW00100000	951304-1	Cylinder liner	DAF	130,00 mm
213LW00100001	951304-2	Cylinder liner with seal set	DAF	130,00 mm
213RS100100N0	791316-00-1	Piston ring set	DAF 1 Cyl.	130,00 mm
213RS100130N0	791323-00-1	Piston ring set	DAF / Tatra / VDL 1 Cyl.	130,00 mm
213RS101010N0	790815-00-2	Piston ring set	Cummins / DAF / Ford 2 Cyl.	107,00 mm
213WT01	951301-1	Cylinder liner	DAF	104,17 mm
213WT02	951302-1	Cylinder liner	DAF	118,00 mm
213WT03	951303-1	Cylinder liner	DAF	130,00 mm
213WT09	951305-1	Cylinder liner	DAF	118,00 mm
2220100	801084-00-1	Piston	Smart 698 ccm	66,50 mm
2220101	801084-25-1	Piston	Smart 698 ccm	66,75 mm
2220102	801084-50-1	Piston	Smart 698 ccm	67,00 mm
22520N0	793451-00-1	Piston ring set	John Deere 1 Cyl.	106,50 mm
22701N0	793131-00-1	Piston ring set	MAN 1 Cyl.	128,00 mm
2273300	803139-00-1	Piston	MAN	108,00 mm
22733N0	793132-00-1	Piston ring set	MAN 1 Cyl.	108,00 mm
22733N0	795509-00-1	Piston ring set	Steyr 1 Cyl.	108,00 mm
2273700	803141-00-1	Piston	MAN	108,00 mm

**VERGLEICHNUMMERN  
CROSS-REFERENCE  
Mahle- SM**

Cross ref.	SM ref.:	Product Category	Manufacturer Type	Bore dia.
2274400	803140-00-1	Piston	MAN	108,00 mm
2274490	813137-1	Assembly	MAN	108,00 mm
2275400	803149-00-1	Piston	MAN	108,00 mm
227AY00141090	813104-2	Assembly	MAN	126,00 mm
227LW00109001	953104-1	Cylinder liners	MAN	126,00 mm
227PI00111000	803152-00-1	Piston	MAN	120,00 mm
227PI00141000	803104-00-1	Piston	MAN	126,00 mm
227RS001110N0	793128-00-1	Piston ring set	MAN 1 Cyl.	120,00 mm
227RS001410N0	793148-00-1	Piston ring set	MAN 1 Cyl.	126,00 mm
227WN30	953129-1	Cylinder liner	MAN	125,00 mm
227WN30	953129-2	Cylinder liner with seal set	MAN	125,00 mm
227WN32	953125-1	Cylinder liner	MAN	125,00 mm
227WN32	953125-2	Cylinder liner with seal set	MAN	125,00 mm
227WN34	953136-1	Cylinder liner	MAN	128,00 mm
227WN37	953130-1	Cylinder liner	MAN	128,00 mm
227WN37	953130-2	Cylinder liner with seal set	MAN	128,00 mm
227WN3701	953130-2	Cylinder liner with seal set	MAN	128,00 mm
227WN65	953132-1	Cylinder liner	MAN	128,00 mm
227WN6501	953132-2	Cylinder liner with seal set	MAN	128,00 mm
227WN67	953147-1	Cylinder liner	MAN	120,00 mm
227WN67	953147-2	Cylinder liner with seal set	MAN	120,00 mm
227WN6701	953147-2	Cylinder liner with seal set	MAN	120,00 mm
227WN68	953150-1	Cylinder liner	MAN / Neoplan	128,00 mm
227WN70	953103-1	Cylinder liners	MAN / Neoplan	126,00 mm
227WN7001	953103-2	Cylinder liner with seal set	MAN / Neoplan	126,00 mm
227WT15	953101-1	Cylinder liner	MAN	121,00 mm
227WT19	953123-1	Cylinder liner	MAN / RVI	semi
227WT39	953137-1	Cylinder liner	MAN	108,00 mm
227WT45	953111-1	Cylinder liner	MAN	121,00 mm
2280100	803123-00-1	Piston	MAN	123,00 mm
2280190	813123-1	Assembly	MAN	123,00 mm
22801N0	793116-00-1	Piston ring set	MAN 1 Cyl.	123,00 mm
22805N0	793107-00-1	Piston ring set	MAN 1 Cyl.	125,00 mm
2281800	803126-00-1	Piston	MAN	125,00 mm
2281890	813126-2	Assembly	MAN	125,00 mm
2282200	803127-00-1	Piston	MAN	125,00 mm
2282290	813127-2	Assembly	MAN	125,00 mm
2282800	803127-00-1	Piston	MAN	125,00 mm
2282890	813125-2	Assembly	MAN	125,00 mm
22829N0	793125-00-1	Piston ring set	MAN / MWM / Pegaso 1 Cyl.	125,00 mm
2283100	803138-00-1	Piston	MAN	128,00 mm
2283190	813139-2	Assembly	MAN	128,00 mm
2283600	803151-00-1	Piston	MAN / RABA / Saviem	121,00 mm
2284000	803121-00-1	Piston	MAN	121,00 mm
2284090	813121-1	Assembly	MAN	121,00 mm
22840N0	793106-00-1	Piston ring set	MAN / RABA / RVI 1 Cyl.	121,00 mm
2287200	803111-00-1	Piston	MAN	121,00 mm
2287282	813111-1	Assembly	MAN	121,00 mm
22872N0	793127-00-2	Piston ring set	MAN / RABA / RVI 2 Cyl.	121,00 mm
2287300	803128-00-1	Piston	MAN	125,00 mm
2287390	813128-2	Assembly	MAN	125,00 mm
22873N0	793118-00-1	Piston ring set	MAN 1 Cyl.	125,00 mm
2288200	803103-00-1	Piston	MAN	125,00 mm
2288290	813103-2	Assembly	MAN	125,00 mm
22882N0	793108-00-1	Piston ring set	MAN 1 Cyl.	125,00 mm
2289000	803130-00-1	Piston	MAN	128,00 mm
2289010	803131-00-1	Piston	MAN	128,00 mm
2289020	803132-00-1	Piston	MAN	128,00 mm
2289090	813130-2	Assembly	MAN	128,00 mm
22890N0	793120-00-1	Piston ring set	MAN 1 Cyl.	128,00 mm
2289490	813134-2	Assembly	MAN	128,00 mm
2289800	803134-00-1	Piston	MAN	128,00 mm
2289890	813134-2	Assembly	MAN	128,00 mm
2289900	803136-00-1	Piston	MAN	128,00 mm
2289990	813136-2	Assembly	MAN	128,00 mm
2290400	803150-00-1	Piston	MAN	128,00 mm
2290490	813150-2	Assembly	MAN	128,00 mm
22904N0	793131-00-1	Piston ring set	MAN 1 Cyl.	128,00 mm
2290500	803146-00-1	Piston	MAN	128,00 mm

**VERGLEICHNUMMERN  
CROSS-REFERENCE  
Mahle- SM**

Cross ref.	SM ref.:	Product Category	Manufacturer Type	Bore dia.
2290590	813146-2	Assembly	MAN	128,00 mm
22905G0	793145-00-1	Piston ring set	MAN 1 Cyl.	128,00 mm
22905N0	793145-00-1	Piston ring set	MAN 1 Cyl.	128,00 mm
22905V0	793145-00-1	Piston ring set	MAN 1 Cyl.	128,00 mm
2290600	803145-00-1	Piston	MAN	128,00 mm
2290690	813145-2	Assembly	MAN	128,00 mm
2290700	803142-00-1	Piston	MAN	108,00 mm
2290790	813142-1	Assembly	MAN	108,00 mm
22907N0	793133-00-2	Piston ring set	MAN 2 Cyl.	108,00 mm
22909N0	793134-00-1	Piston ring set	MAN 1 Cyl.	128,00 mm
22913N0	793142-00-1	Piston ring set	MAN 1 Cyl.	128,00 mm
2291400	803144-00-1	Piston	MAN	128,00 mm
2291490	813140-2	Assembly	MAN	128,00 mm
22920N0	793137-00-1	Piston ring set	MAN 1 Cyl.	130,00 mm
22922N0	793120-00-1	Piston ring set	MAN 1 Cyl.	128,00 mm
22926N0	793135-00-1	Piston ring set	MAN 1 Cyl.	128,00 mm
22926N0	793142-00-1	Piston ring set	MAN 1 Cyl.	128,00 mm
2293200	803147-00-1	Piston	MAN	120,00 mm
2293290	813147-2	Assembly	MAN	120,00 mm
2293300	803102-00-1	Piston	MAN / Neoplan	126,00 mm
2293390	813102-2	Assembly	MAN / Neoplan	126,00 mm
22933N0	793141-00-1	Piston ring set	MAN 1 Cyl.	126,00 mm
2293400	803143-00-1	Piston	MAN	108,00 mm
2293700	803148-00-1	Piston	MAN	120,00 mm
2293790	813148-2	Assembly	MAN	120,00 mm
2331300	802067-00-1	Piston	Fiat / Iveco	110,00 mm
23313N0	792067-00-1	Piston ring set	Fiat 1 Cyl.	110,00 mm
2331600	802033-00-1	Piston	Iveco	110,00 mm
23319N0	792023-00-2	Piston ring set	Fiat / Iveco 2 Cyl.	115,00 mm
233WN04	952067-1	Cylinder liner	Fiat / Iveco	110,00 mm
233WN0900	952053-1	Cylinder liner	Fiat / Iveco	115,00 mm
25341N0	792503-00-1	Piston ring set	Hatz 1 Cyl.	82,00 mm
26201N0	795417-00-1	Piston ring set	Marelli 1 Cyl.	80,00 mm
2731100	802501-00-1	Piston	Hatz	85,00 mm
2732800	802503-00-1	Piston	Hatz	102,00 mm
2733200	802504-00-1	Piston	Hatz	102,00 mm
2733800	802502-00-1	Piston	Hatz	100,00 mm
2733890	812502-1	Assembly	Hatz	100,00 mm
2733900	802505-00-1	Piston	Hatz	82,00 mm
273WR02	952502-1	Cylinder liner	Hatz	100,00 mm
273WR03	952503-1	Cylinder liner	Hatz	102,00 mm
3210900	805502-00-1	Piston	Steyr	100,00 mm
32109G0	795511-00-1	Piston ring set	Steyr 1 Cyl.	100,00 mm
32197N0	795512-00-1	Piston ring set	Steyr 1 Cyl.	100,00 mm
3219800	805503-00-1	Piston	Steyr / Weichai	126,00 mm
3219890	815503-1	Assembly	Steyr	126,00 mm
32198N0	795503-00-1	Piston ring set	Steyr 1 Cyl.	126,00 mm
321RS001020N0	795504-00-1	Piston ring set	Steyr 1 Cyl.	100,00 mm
321WN04	955502-1	Cylinder liner	Steyr	100,00 mm
321WN15	955502-1	Cylinder liner	Steyr	100,00 mm
321WT13	955501-1	Cylinder liner	Steyr / Sinotruk / Weichai	126,00 mm
321WT22	955503-1	Cylinder liner	Steyr / Shacman	126,00 mm
321WT2200	955503-1	Cylinder liner	Steyr / Shacman	126,00 mm
3310800	805144-00-1	Piston	Volvo	105,57 mm
3310890	815144-2	Assembly	Volvo	105,57 mm
33110N0	795121-00-4	Piston ring set	Volvo 4 Cyl.	105,57 mm
331WN02	955144-1	Cylinder liner	Volvo	105,57 mm
331WN02	955144-2	Cylinder liner with seal set	Volvo	105,57 mm
353RS101000N0	790623-00-4	Piston ring set	BLMC / Land Rover / Rover 4 Cyl.	80,00 mm
40356620	805028-50-1	Piston	Audi / Mitsubishi / Seat / Skoda / VW	81,51 mm
4481000	802801-00-1	Piston	Lada	76,00 mm
4481001	802801-40-1	Piston	Lada	76,40 mm
4481003	802801-80-1	Piston	Lada	76,80 mm
4481100	802802-00-1	Piston	Lada	76,00 mm
4481101	802802-40-1	Piston	Lada	76,40 mm
4481103	802802-80-1	Piston	Lada	76,80 mm
4481500	802803-00-1	Piston	Lada	79,00 mm
4481501	802803-40-1	Piston	Lada	79,40 mm
4481503	802803-80-1	Piston	Lada	79,80 mm

**VERGLEICHNUMMERN  
CROSS-REFERENCE  
Mahle- SM**

Cross ref.	SM ref.:	Product Category	Manufacturer Type	Bore dia.
44815N0	792803-00-4	Piston ring set	Lada 4 Cyl.	79,00 mm
44815N1	792803-40-4	Piston ring set	Lada 4 Cyl.	79,40 mm
44815N3	792803-80-4	Piston ring set	Lada 4 Cyl.	79,80 mm
44815N4	792803-10-4	Piston ring set	Lada 4 Cyl.	80,00 mm
44815V0	792803-00-4	Piston ring set	Lada 4 Cyl.	79,00 mm
44815V1	792803-40-4	Piston ring set	Lada 4 Cyl.	79,40 mm
4481800	802804-00-1	Piston	Lada	82,00 mm
4481801	802804-40-1	Piston	Lada	82,40 mm
4481803	802804-80-1	Piston	Lada	82,80 mm
44820N0	792804-00-4	Piston ring set	Lada 4 Cyl.	82,00 mm
44820N6	792804-40-4	Piston ring set	Lada 4 Cyl.	82,40 mm
44820N8	792804-80-4	Piston ring set	Lada 4 Cyl.	82,80 mm
44881N0	792804-00-4	Piston ring set	Lada 4 Cyl.	82,00 mm
44881N1	792804-40-4	Piston ring set	Lada 4 Cyl.	82,40 mm
44881N3	792804-80-4	Piston ring set	Lada 4 Cyl.	82,80 mm
4520700	804801-00-1	Piston	Kamaz	120,00 mm
452WN03	954801-1	Cylinder liner	Kamaz	120,00 mm
47947N0	793920-00-4	Piston ring set	Saab 4 Cyl.	90,00 mm
48912N0	795202-00-4	Piston ring set	Alfa / BLMC / Chrysler / Ford / Rover / VM 4 Cyl.	92,00 mm
4952000	805601-00-1	Piston	UTB	108,00 mm
4952090	815601-2	Assembly	UTB	108,00 mm
49520N0	795601-00-2	Piston ring set	UTB 2 Cyl.	108,00 mm
49520N2	795601-10-2	Piston ring set	UTB 2 Cyl.	109,00 mm
495WN01	955601-1	Cylinder liner	UTB	108,00 mm
50386N0	794413-00-1	Piston ring set	Porsche 1 Cyl.	100,00 mm
50390N0	794413-00-1	Piston ring set	Porsche 1 Cyl.	100,00 mm
50391N0	794413-00-1	Piston ring set	Porsche 1 Cyl.	100,00 mm
50399N0	794413-00-1	Piston ring set	Porsche 1 Cyl.	100,00 mm
503WR10	955094-1	Cylinder liner	Volkswagen	94,00 mm
50429N0	794413-00-1	Piston ring set	Porsche 1 Cyl.	100,00 mm
50440N0	794415-00-2	Piston ring set	Porsche 2 Cyl.	85,50 mm
56003980	802051-00-1	Piston	Iveco	120,00 mm
56720N0	792650-00-1	Piston ring set	Lombardini 1 Cyl.	85,00 mm
5676000	802655-00-1	Piston	Lombardini	102,00 mm
5920500	804008-00-1	Piston	RVI	98,00 mm
59205N0	794008-00-4	Piston ring set	RVI 4 Cyl.	98,00 mm
59205V0	794008-00-4	Piston ring set	RVI 4 Cyl.	98,00 mm
5923000	804009-00-1	Piston	RVI	102,00 mm
5923090	814009-1	Assembly	RVI	102,00 mm
59230N0	794009-00-2	Piston ring set	RVI 2 Cyl.	102,00 mm
5923100	804011-00-1	Piston	RVI	102,00 mm
59231N0	794011-00-1	Piston ring set	RVI 1 Cyl.	102,00 mm
59231V0	794011-00-1	Piston ring set	RVI 1 Cyl.	102,00 mm
59232N0	794009-00-2	Piston ring set	RVI 2 Cyl.	102,00 mm
5923400	804012-00-1	Piston	RVI	102,00 mm
5923490	814012-2	Assembly	RVI	102,00 mm
5924400	804012-00-1	Piston	RVI	102,00 mm
5924490	814012-2	Assembly	RVI	102,00 mm
59244N0	794012-00-2	Piston ring set	RVI 2 Cyl.	102,00 mm
59246N0	790427-00-1	Piston ring set	RVI 1 Cyl.	100,00 mm
59247N0	790414-00-1	Piston ring set	RVI 1 Cyl.	85,00 mm
59247N0	792506-00-1	Piston ring set	Hatz 1 Cyl.	85,00 mm
592WN02	954008-1	Cylinder liner	RVI	98,00 mm
592WN05	954009-1	Cylinder liner	RVI	102,00 mm
592WN08	953818-1	Cylinder liner	RVI	98,00 mm
592WN0900	953816-1	Cylinder liner	RVI	102,00 mm
592WN11	954012-1	Cylinder liner	RVI	102,00 mm
592WN11	954012-2	Cylinder liner with seal set	RVI	102,00 mm
59505N0	792652-00-1	Piston ring set	Lombardini 1 Cyl.	95,00 mm
59511N0	795805-00-1	Piston ring set	Zetor 1 Cyl.	102,00 mm
59512N0	795807-00-1	Piston ring set	Zetor 1 Cyl.	102,00 mm
59517N0	795806-00-2	Piston ring set	Zetor 2 Cyl.	110,00 mm
60704V0	799682-00-4	Piston ring set	Toyota 4 Cyl.	73,00 mm
60705V0	799687-00-4	Piston ring set	Toyota 4 Cyl.	76,00 mm
60707V0	799628-00-4	Piston ring set	Toyota 4 Cyl.	81,00 mm
60731V0	792507-00-1	Piston ring set	Hatz 1 Cyl.	90,00 mm
60734V0	799714-00-4	Piston ring set	Toyota / VW 4 Cyl.	92,00 mm
60735N0	799714-00-4	Piston ring set	Toyota / VW 4 Cyl.	92,00 mm
60777N0	799691-00-4	Piston ring set	Toyota 4 Cyl.	79,00 mm

**VERGLEICHNUMMERN  
CROSS-REFERENCE  
Mahle- SM**

Cross ref.	SM ref.:	Product Category	Manufacturer Type	Bore dia.
6078000	809602-00-1	Piston	Toyota	75,00 mm
60780N0	799686-00-4	Piston ring set	Toyota 4 Cyl.	75,00 mm
62301N0	792516-00-1	Piston ring set	Hatz 1 Cyl.	90,00 mm
62349N0	795252-00-1	Piston ring set	Pegaso 1 Cyl.	120,00 mm
62729V0	792088-00-5	Piston ring set	Fiat 5 Cyl.	83,00 mm
62731V0	798529-00-4	Piston ring set	Mazda 4 Cyl.	86,00 mm
62731V1	798529-50-4	Piston ring set	Mazda 4 Cyl.	86,50 mm
62739N0	798513-00-4	Piston ring set	Kia / Mazda 4 Cyl.	71,00 mm
62912V0	798030-00-4	Piston ring set	Isuzu 4 Cyl.	93,00 mm
6292000	803540-00-1	Piston	Opel	79,00 mm
62920V0	793540-00-4	Piston ring set	Isuzu / Opel / Vauxhall 4 Cyl.	79,00 mm
62920V1	793540-50-4	Piston ring set	Isuzu / Opel / Vauxhall 4 Cyl.	79,50 mm
63401N0	793548-00-4	Piston ring set	Daewoo / Opel 4 Cyl.	76,50 mm
63401N2	793548-50-4	Piston ring set	Daewoo / Opel 4 Cyl.	77,00 mm
64040V0	799164-00-2	Piston ring set	Nissan 2 Cyl.	96,00 mm
64057N0	798956-00-6	Piston ring set	Nissan 6 Cyl.	96,00 mm
64057N0	799165-00-4	Piston ring set	Nissan 4 Cyl.	96,00 mm
640RS001150N0	799191-00-4	Piston ring set	Nissan 4 Cyl.	89,00 mm
640RS00116N0	799015-00-4	Piston ring set	Mitsubishi / Nissan 4 Cyl.	78,00 mm
640WV1100	959001-1	Cylinder liner	Ford / Nissan	semi
6430200	809402-00-1	Piston	Bedford / Suzuki / Vauxhall	65,50 mm
64302V0	799413-00-4	Piston ring set	Bedford / Suzuki / Vauxhall 4 Cyl.	65,50 mm
6430300	809401-00-1	Piston	Suzuki	68,50 mm
67613N0	792454-00-4	Piston ring set	Hyundai / Mitsubishi 4 Cyl.	91,10 mm
68102N0	792481-00-4	Piston ring set	Hyundai / Kia 4 Cyl.	91,00 mm
6810600	802404-00-1	Piston	Hyundai	75,50 mm
6810601	802402-25-1	Piston	Hyundai	75,75 mm
6810602	802402-50-1	Piston	Hyundai	76,00 mm
6811100	802409-00-1	Piston	Hyundai	91,10 mm
6811200	802414-00-1	Piston	Hyundai / Kia	83,00 mm
6811202	802414-50-1	Piston	Hyundai / Kia	83,50 mm
6811300	802416-00-1	Piston	Hyundai / Mitsubishi	91,10 mm
68113N0	792454-00-4	Piston ring set	Hyundai / Mitsubishi 4 Cyl.	91,10 mm
6811400	802417-00-1	Piston	Hyundai / Mitsubishi	91,10 mm
681RS001040N0	792493-00-4	Piston ring set	Hyundai / Kia 4 Cyl.	71,00 mm
681RS001070N0	792498-00-4	Piston ring set	Hyundai 4 Cyl.	85,40 mm
681RS001080N0	792413-00-4	Piston ring set	Hyundai 4 Cyl.	87,00 mm
78L76	803733-00-1	Piston	Peugeot	78,50 mm
IMCL112420	958001-1	Cylinder liner	Isuzu	102,00 mm
IMCL866850	958008-1	Cylinder liner	Isuzu	93,00 mm
KMPT4221200	808201-00-1	Piston	Komatsu	94,00 mm



**Vergleichsnummern Liste**  
**KS - SM**

**Cross reference list**  
**KS - SM**

**Liste d'équivalences**  
**KS - SM**

**Cruce de referencias**  
**KS - SM**

**Кросс-номера**  
**KS - SM**

**قوائم المقارنة**  
**KS - SM**



**VERGLEICHNUMMERN  
CROSS-REFERENCE  
KS- SM**

Cross ref.	SM ref.:	Product Category	Manufacturer Type	Bore dia.
40030600	801079-00-1	Piston	Mercedes Benz	102,00 mm
40033600	801059-00-1	Piston	Mercedes Benz	106,00 mm
40039600	803743-00-1	Piston	Peugeot/ Citroen	92,00 mm
40058600	808803-00-1	Piston	Mitsubishi	91,10 mm
40058610	808803-50-1	Piston	Mitsubishi	91,60 mm
40073600	801510-00-1	Piston	KHD	91,00 mm
40073620	801510-50-1	Piston	KHD	91,50 mm
40074600	803821-00-1	Piston	RVI	123,00 mm
40074960	813822-2	Assembly	RVI	123,00 mm
40078600	801060-00-1	Piston	Mercedes Benz	106,00 mm
40079600	803826-00-1	Piston	Renault	89,00 mm
40092700	805024-00-1	Piston	Seat / Skoda / VW	79,51 mm
40092720	805024-50-1	Piston	Seat / Skoda / VW	80,01 mm
40093700	805025-00-1	Piston	Seat / Skoda / VW	79,51 mm
40093720	805025-50-1	Piston	Seat / Skoda / VW	80,01 mm
40100600	805134-00-1	Piston	Volvo	131,00 mm
40100960	815160-2	Assembly	Volvo	131,00 mm
40101600	801515-00-1	Piston	KHD	91,00 mm
40162600	803147-00-1	Piston	MAN	120,00 mm
40162601	803147-00-1	Piston	MAN	120,00 mm
40162960	813147-2	Assembly	MAN	120,00 mm
40162961	813147-2	Assembly	MAN	120,00 mm
40172600	802127-00-1	Piston	Ford	89,91 mm
40179600	803710-00-1	Piston	Citroen/Fiat/Ford/Mazda/Mini/Peugeot/Volvo	75,00 mm
40179610	803710-50-1	Piston	Citroen/Fiat/Ford/Mazda/Mini/Peugeot/Volvo	75,50 mm
40190600	803831-00-1	Piston	Dacia / Nissan / Renault / Suzuki	76,00 mm
40190610	803831-50-1	Piston	Dacia / Nissan / Renault / Suzuki	76,50 mm
40218600	802023-00-1	Piston	Alfa/Fiat/Lancia/Opel/Saab/Suzuki/Vauxhall	82,00 mm
40218620	802023-40-1	Piston	Alfa/Fiat/Lancia/Opel/Saab/Suzuki/Vauxhall	82,40 mm
40219600	803829-00-1	Piston	Nissan / Renault	69,00 mm
40219610	803829-50-1	Piston	Nissan / Renault	69,50 mm
40234600	803613-00-1	Piston	Perkins	105,00 mm
40247600	805057-00-1	Piston	Audi / Seat / Skoda / VW	82,51 mm
40247610	805057-25-1	Piston	Audi / Seat / Skoda / VW	82,76 mm
40247620	805057-50-1	Piston	Audi / Seat / Skoda / VW	83,01 mm
40251600	805060-00-1	Piston	Audi / Seat / Skoda / VW	82,51 mm
40251610	805060-25-1	Piston	Audi / Seat / Skoda / VW	82,76 mm
40251620	805060-50-1	Piston	Audi / Seat / Skoda / VW	83,01 mm
40262600	803825-00-1	Piston	Renault	84,00 mm
40262620	803825-50-1	Piston	Renault	84,00 mm
40263600	803927-00-1	Piston	Scania	115,00 mm
40263960	813927-2	Assembly	Scania	115,00 mm
40265600	805140-00-1	Piston	Volvo	131,01 mm
40265960	815140-2	Assembly	Volvo	131,00 mm
40276600	805143-00-1	Piston	Volvo	120,00 mm
40276960	815143-2	Assembly	Volvo	120,00 mm
40278600	801554-00-1	Piston	KHD	108,00 mm
40305600	805142-00-1	Piston	KHD / RVI / Volvo	108,00 mm
40305960	815142-2	Assembly	KHD / RVI / Volvo	108,00 mm
40308600	805157-00-1	Piston	Volvo	107,00 mm
40308960	815157-2	Assembly	Volvo	107,00 mm
40310600	801087-00-1	Piston	Mercedes Benz	130,00 mm
40310960	811088-2	Assembly	Mercedes Benz	130,00 mm
40315600	802111-00-1	Piston	Ford	87,51 mm
40317600	802031-00-1	Piston	Fiat / Iveco	115,00 mm
40330600	800805-00-1	Piston	Cummins	114,00 mm
40338600	805141-00-1	Piston	Volvo	131,01 mm
40338960	815141-2	assembly	Volvo	131,00 mm
40339600	802030-00-1	Piston	Fiat / Iveco	125,00 mm
40339960	812030-1	Assembly	Fiat / Iveco	125,00 mm
40340600	802032-00-1	Piston	Fiat / Iveco	135,00 mm
40349600	803908-00-1	Piston	Scania	130,00 mm
40349960	813925-2	Assembly	Scania	130,00 mm
40349961	813924-2	Assembly	Scania	130,00 mm
40349964	813924-2	Assembly	Scania	130,00 mm
40353600	805026-00-1	Piston	Audi / Seat / Skoda / VW	81,01 mm
40353620	805026-50-1	Piston	Audi / Seat / Skoda / VW	81,51 mm
40356600	805028-00-1	Piston	Audi / Mitsubishi / Seat / Skoda / VW	81,01 mm

**VERGLEICHNUMMERN  
CROSS-REFERENCE  
KS- SM**

Cross ref.	SM ref.:	Product Category	Manufacturer Type	Bore dia.
40368600	803918-00-1	Piston	Scania	127,00 mm
40368960	813920-2	Assembly	Scania	127,00 mm
40368962	813922-2	Assembly	Scania	127,00 mm
40382600	803517-00-1	Piston	Opel / Vauxhall	72,50 mm
40384600	803518-00-1	Piston	Opel / Suzuki / Vauxhall	73,40 mm
40385600	803519-00-1	Piston	Opel / Vauxhall	73,40 mm
40386600	803520-00-1	Piston	Opel / Vauxhall	73,40 mm
40387600	805029-00-1	Piston	Audi / Mitsubishi / Seat / Skoda / VW	81,01 mm
40387620	805029-50-1	Piston	Audi / Mitsubishi / Seat / Skoda / VW	81,51 mm
40388600	803514-00-1	Piston	Opel / Vauxhall	79,00 mm
40390600	803521-00-1	Piston	Opel / Vauxhall	79,00 mm
40392600	803524-00-1	Piston	Opel / Vauxhall	79,00 mm
40408600	805052-00-1	Piston	Audi / Jeep / Mitsubishi / Seat / Skoda	81,01 mm
40409600	805053-00-1	Piston	Audi / Jeep / Mitsubishi / Seat / Skoda	81,01 mm
40421600	805044-00-1	Piston	Audi / Seat / Skoda / VW	79,51 mm
40422600	805045-00-1	Piston	Audi / Seat / Skoda / VW	79,51 mm
40422620	805045-50-1	Piston	Audi / Seat / Skoda / VW	80,01 mm
40440600	801528-00-1	Piston	Deutz/ Volvo	98,00 mm
40448601	801088-00-1	Piston	Mercedes Benz	130,00 mm
40448961	811097-2	Assembly	Mercedes Benz	130,00 mm
40448963	811099-2	Assembly	Mercedes Benz	130,00 mm
40448964	811098-2	Assembly	Mercedes Benz	130,00 mm
40465600	803830-00-1	Piston	Dacia / Nissan / Renault / Suzuki	76,00 mm
40465610	803830-50-1	Piston	Dacia / Nissan / Renault / Suzuki	76,50 mm
40469600	803711-00-1	Piston	Citroen / Ford / Peugeot / Toyota	73,70 mm
40477600	805037-00-1	Piston	Audi / Seat / Skoda / VW	76,51 mm
40477620	805037-50-1	Piston	Audi / Seat / Skoda / VW	77,01 mm
40483600	801519-00-1	Piston	KHD	102,00 mm
40483960	811519-1	Assembly	KHD	102,00 mm
40528600	803102-00-1	Piston	MAN / Neoplan	126,00 mm
40528961	813102-2	Assembly	MAN / Neoplan	126,00 mm
40550600	801310-00-1	Piston	DAF	130,00 mm
40558600	805027-00-1	Piston	Audi / Seat / Skoda / VW	81,01 mm
40558620	805027-50-1	Piston	Audi / Seat / Skoda / VW	81,51 mm
40595600	803148-00-1	Piston	MAN	120,00 mm
40595601	803148-00-1	Piston	MAN	120,00 mm
40595960	813148-2	Assembly	MAN	120,00 mm
40595961	813148-2	Assembly	MAN	120,00 mm
40610600	805165-00-1	Piston	Volvo	144,00 mm
40610960	815165-1	Assembly	Volvo	144,00 mm
40644600	803909-00-1	Piston	Scania	130,00 mm
40652600	802028-00-1	Piston	Fiat / New Holland	104,00 mm
40659600	802041-00-1	Piston	Alfa Romeo / Fiat / Lancia / Opel / Vauxhall	69,60 mm
40659610	802041-40-1	Piston	Alfa Romeo / Fiat / Lancia / Opel / Vauxhall	70,00 mm
40660600	803523-00-1	Piston	Alfa Romeo / Fiat / Lancia / Saab / Opel/Vauxhall	82,00 mm
40666600	801085-00-1	Piston	Mercedes Benz	128,00 mm
40666960	811082-2	Assembly	Mercedes Benz	128,00 mm
40670600	803919-00-1	Piston	Scania	127,00 mm
40670960	813919-2	Assembly	Scania	127,00 mm
40715600	805056-00-1	Piston	Volkswagen	81,01 mm
40726600	801021-00-1	Piston	Mercedes Benz	128,00 mm
40739600	802119-00-1	Piston	Ford	89,90 mm
40743600	801522-00-1	Piston	KHD	94,00 mm
40759600	805058-00-1	Piston	Audi / Seat / Skoda / VW	82,51 mm
40759610	805058-25-1	Piston	Audi / Seat / Skoda / VW	82,76 mm
40759620	805058-50-1	Piston	Audi / Seat / Skoda / VW	83,01 mm
40761600	805059-00-1	Piston	Audi / Seat / Skoda / VW	82,51 mm
40761610	805059-25-1	Piston	Audi / Seat / Skoda / VW	82,76 mm
40761620	805059-50-1	Piston	Audi / Seat / Skoda / VW	83,01 mm
40773600	801521-00-1	Piston	KHD	94,00 mm
40776600	801012-00-1	Piston	Mercedes Benz	83,00 mm
40776610	801012-25-1	Piston	Mercedes Benz	83,25 mm
40776620	801012-50-1	Piston	Mercedes Benz	83,50 mm
40809600	801011-00-1	Piston	Jeep / Mercedes Benz	83,00 mm
40810600	805164-00-1	Piston	Volvo	144,00 mm
40810960	815164-1	Assembly	Volvo	144,00 mm
40830600	802117-00-1	Piston	Ford	89,90 mm
40834600	805119-00-1	Piston	RVI / Volvo	131,01 mm

**VERGLEICHNUMMERN  
CROSS-REFERENCE  
KS- SM**

Cross ref.	SM ref.:	Product Category	Manufacturer Type	Bore dia.
40834601	805119-00-1	Piston	RVI / Volvo	131,01 mm
40834961	815119-2	Assembly	Volvo	131,00 mm
40836600	803152-00-1	Piston	MAN	120,00 mm
40836960	813152-2	Assembly	MAN	120,00 mm
40839600	805032-00-1	Piston	Seat / Skoda / VW	76,51 mm
40846600	805055-00-1	Piston	Audi / Seat / Skoda / VW	76,51 mm
40846620	805055-50-1	Piston	Audi / Seat / Skoda / VW	77,01 mm
40853600	801017-00-1	Piston	Mercedes Benz	83,00 mm
40856600	801016-00-1	Piston	Mercedes Benz	83,00 mm
40862600	801006-00-1	Piston	Mercedes- Benz	83,00 mm
40892600	803803-00-1	Piston	Fiat/Mercedes Benz/Nissan/Opel/Renault/Vauxhall	80,019 mm
40892620	803803-50-1	Piston	Fiat/Mercedes Benz/Nissan/Opel/Renault/Vauxhall	80,519mm
40902600	802045-00-1	Piston	Iveco	128,00 mm
40908600	801524-00-1	Piston	KHD	108,00 mm
40910600	803153-00-1	Piston	MAN	108,00 mm
40922600	802045-00-1	Piston	Iveco	128,00 mm
40997600	803833-00-1	Piston	Renault	80,00 mm
40997620	803833-50-1	Piston	Renault	80,50 mm
41006600	803505-00-1	Piston	Chevrolet / Opel / Vauxhall	73,40 mm
41007600	803510-00-1	Piston	Chevrolet / Opel / Vauxhall	73,40 mm
41068600	803802-00-1	Piston	Dacia / Nissan / Renault	76,00 mm
41068620	803802-50-1	Piston	Dacia / Nissan / Renault	76,50 mm
41071600	803522-00-1	Piston	Opel / Vauxhall	79,00 mm
41072600	802126-00-1	Piston	Citroen / Fiat / Ford / Jaguar / Peugeot	86,00 mm
41072620	802126-50-1	Piston	Citroen / Fiat / Ford / Jaguar / Peugeot	86,50 mm
41088600	805118-00-1	Piston	Volvo	131,00 mm
41088960	815118-2	Assembly	Volvo	131,01 mm
41088960	815118-1	Assembly	Volvo	131,01 mm
41091600	805050-00-1	Piston	Volkswagen	81,01 mm
41092600	805051-00-1	Piston	Volkswagen	81,01 mm
41095600	805011-00-1	Piston	Audi / Seat / Skoda / VW	79,50 mm
41108600	805088-00-1	Piston	Audi / VW	74,51 mm
41120600	803104-00-1	Piston	MAN	126,00 mm
41120960	813104-2	Assembly	MAN	126,00 mm
41165600	800602-00-1	Piston	Jaguar / Land Rover	83,00 mm
41197600	805059-00-1	Piston	Audi / Seat / Skoda / VW	82,51 mm
41198600	805058-00-1	Piston	Audi / Seat / Skoda / VW	82,51 mm
41198620	805058-50-1	Piston	Audi / Seat / Skoda / VW	83,01 mm
41251600	803742-00-1	Piston	Citroen / DS / Peugeot	85,00 mm
41252600	802124-00-1	Piston	Ford	86,00 mm
41252620	802124-50-1	Piston	Ford	86,50 mm
41253600	803752-00-1	Piston	Citroen / Peugeot	75,00 mm
41253610	803752-50-1	Piston	Citroen / Peugeot	75,50 mm
41257600	805062-00-1	Piston	Audi / Seat / Skoda / VW	71,01 mm
41257620	805062-50-1	Piston	Audi / Seat / Skoda / VW	71,51 mm
41266600	809106-00-1	Piston	Nissan	89,00 mm
41267600	800702-00-1	Piston	BMW / Citroen / Mini / Peugeot	77,00 mm
41270600	805092-00-1	Piston	Audi / Seat / Skoda / VW	81,01 mm
41288600	802044-00-1	Piston	Alfa Romeo / Fiat / Lancia / Opel / Vauxhall	69,60 mm
41288610	802044-40-1	Piston	Alfa Romeo / Fiat / Lancia / Opel / Vauxhall	70,00 mm
41289600	802021-00-1	Piston	Chevrolet / Fiat / Lancia / Opel / Suzuki/Vauxhall	69,60 mm
41289610	802021-40-1	Piston	Chevrolet / Fiat / Lancia / Opel / Suzuki/Vauxhall	70,00 mm
41494600	800701-00-1	Piston	BMW	84,00 mm
41494620	800701-50-1	Piston	BMW	84,50 mm
41501600	805067-00-1	Piston	Audi / Seat / Skoda / VW	82,51 mm
41501620	805067-50-1	Piston	Audi / Seat / Skoda / VW	83,01 mm
41504600	801554-00-1	Piston	KHD	108,00 mm
41505600	801554-00-1	Piston	KHD	108,00 mm
41506600	801524-00-1	Piston	KHD	108,00 mm
41509600	805069-00-1	Piston	Audi / Seat / Skoda / VW	82,51 mm
41509620	805069-50-1	Piston	Audi / Seat / Skoda / VW	83,01 mm
41518600	803926-00-1	Piston	Scania	127,00 mm
41518961	813926-2	Assembly	Scania	127,00 mm
41533600	805068-00-1	Piston	Audi / Seat / Skoda / VW	82,51 mm
41533620	805068-50-1	Piston	Audi / Seat / Skoda / VW	83,01 mm
41647600	805093-00-1	Piston	Audi / Skoda / VW	81,01 mm
41661600	805073-00-1	Piston	Volkswagen / Audi / Skoda / Seat	81,01 mm
41661620	805073-50-1	Piston	Volkswagen / Audi / Skoda / Seat	81,51 mm

**VERGLEICHNUMMERN  
CROSS-REFERENCE  
KS- SM**

Cross ref.	SM ref.:	Product Category	Manufacturer Type	Bore dia.
41705600	803739-00-1	Piston	Citroen / Mini / Peugeot	77,00 mm
41715600	800801-00-1	Piston	Cummins/Ford/Foton/GAZ/Huanghai/Joylong 4 Cyl.	94,00 mm
41725600	801003-00-1	Piston	Mercedes Benz	82,00 mm
41765600	802125-00-1	Piston	Citroen / Ford / Peugeot	86,00 mm
41765600	802112-00-1	Piston	Ford	86,01 mm
41765620	802125-50-1	Piston	Citroen / Ford / Peugeot	86,50 mm
41784600	803527-00-1	Piston	Chevrolet / Opel / Vauxhall	72,50 mm
41785600	805091-00-1	Piston	Volkswagen / MAN	81,51 mm
41829600	801007-00-1	Piston	Mercedes-Benz	82,00 mm
41949600	802128-00-1	Piston	Ford	71,91 mm
41949620	802128-50-1	Piston	Ford	72,41 mm
50000552	791518-00-1	Piston ring set	KHD 1 Cyl.	95,00 mm
50000732	795112-00-4	Piston ring set	Volvo 4 Cyl.	88,90 mm
50000733	795112-40-4	Piston ring set	Volvo 4 Cyl.	89,291 mm
50002771	921045-1	Cylinder liner seal set	Mercedes Benz	125,00 mm
50002792	923904-1	Cylinder liner seal set	Scania	127,00 mm
50006608	925105-1	Cylinder liner seal set	Volvo	104,775 mm
50006609	925112-1	Cylinder liner seal set	Volvo	120,65 mm
50006610	925115-1	Cylinder liner seal set	Volvo	130,18 mm
50006620	925102-1	Cylinder liner seal set	Volvo	98,43 mm
50006622	921046-1	Cylinder liner seal set	Mercedes Benz	128,00 mm
50006623	925121-1	Cylinder liner seal set	Volvo	130,18 mm
50006624	921049-1	Cylinder liner seal set	Mercedes Benz	125,00 mm
50006626	925110-1	Cylinder liner seal set	Volvo	120,65 mm
50006634	925104-1	Cylinder liner seal set	Volvo	104,775 mm
50006635	925103-1	Cylinder liner seal set	Volvo	98,43 mm
50006636	925114-1	Cylinder liner seal set	Volvo	130,18 mm
50006637	923901-1	Cylinder liner seal set	Scania	127,00 mm
50006638	923102-1	Cylinder liner seal set	MAN	125,00 mm
50006650	923401-1	Cylinder liner seal set	John Deere	106,50 mm
50006657	923101-1	Cylinder liner seal set	MAN	128,00 mm
50006658	923820-1	Cylinder liner seal set	RVI	120,00 mm
50006659	923904-1	Cylinder liner seal set	Scania	127,00 mm
50006660	923903-1	Cylinder liner seal set	Scania	127,00 mm
50006665	923810-1	Cylinder liner seal set	RVI	120,00 mm
50006666	921048-1	Cylinder liner seal set	Mercedes Benz	130,00 mm
50006667	925133-1	Cylinder liner seal set	Volvo	131,00 mm
5000734	795112-70-4	Piston ring set	Volvo 4 Cyl.	89,672mm
50007889	923802-1	Cylinder liner seal set	RVI	123,00 mm
50007892	925109-1	Cylinder liner seal set	Volvo	120,00 mm
50007896	921553-1	Cylinder liner seal set	KHD	112,00 mm
50011833	791519-00-1	Piston ring set	KHD 1 Cyl.	102,00 mm
800000240000	795034-00-4	Piston ring set	Audi / VW 4 Cyl.	69,50 mm
800000240050	795034-50-4	Piston ring set	Audi / VW 4 Cyl.	70,00 mm
800000410000	795002-00-4	Piston ring set	Audi / VW 4 Cyl.	75,00 mm
800000440000	795002-00-4	Piston ring set	Audi / VW 4 Cyl.	75,00 mm
800000610000	795060-00-2	Piston ring set	Audi / VW 2 Cyl.	76,50 mm
800000610050	795060-50-2	Piston ring set	Audi / VW 2 Cyl.	77,00 mm
800000611000	795032-00-1	Piston ring set	VW / Volvo 1 Cyl.	76,50 mm
800000611050	795018-50-4	Piston ring set	VW 4 Cyl.	77,01 mm
800000611100	795018-10-4	Piston ring set	VW 4 Cyl.	77,51 mm
800000641000	795018-00-4	Piston ring set	VW 4 Cyl.	76,50 mm
800000641050	795018-50-4	Piston ring set	VW 4 Cyl.	77,01 mm
800000641100	795018-10-4	Piston ring set	VW 4 Cyl.	77,51 mm
800000810000	795078-00-1	Piston ring set	Audi / VW 1 Cyl.	79,50 mm
800001011000	795036-00-4	Piston ring set	Audi / VW 4 Cyl.	81,00 mm
800001011050	795036-50-4	Piston ring set	Audi / VW 4 Cyl.	81,50 mm
800001011100	795036-10-4	Piston ring set	Audi / VW 4 Cyl.	82,00 mm
800001012000	795036-00-4	Piston ring set	Audi / VW 4 Cyl.	81,00 mm
800001012050	795036-50-4	Piston ring set	Audi / VW 4 Cyl.	81,50 mm
800001013000	795037-00-4	Piston ring set	Audi / Ford / Mercedes Benz / Seat / VW 4 Cyl.	81,00 mm
800001013050	795037-50-4	Piston ring set	Audi / Ford / Mercedes Benz / Seat / VW 4 Cyl.	81,50 mm
800001042000	795036-00-4	Piston ring set	Audi / VW 4 Cyl.	81,00 mm
800001042050	795036-50-4	Piston ring set	Audi / VW 4 Cyl.	81,50 mm
800001043000	795037-00-4	Piston ring set	Audi / Ford / Mercedes Benz / Seat / VW 4 Cyl.	81,00 mm
800001043050	795037-50-4	Piston ring set	Audi / Ford / Mercedes Benz / Seat / VW 4 Cyl.	81,50 mm
800001110000	795009-00-5	Piston ring set	Audi / Volvo / Volkswagen 5 Cyl.	81,00 mm
800001110050	795009-50-5	Piston ring set	Audi / Volvo / Volkswagen 5 Cyl.	81,50 mm

**VERGLEICHNUMMERN  
CROSS-REFERENCE  
KS- SM**

Cross ref.	SM ref.:	Product Category	Manufacturer Type	Bore dia.
800001150000	795041-00-5	Piston ring set	Audi / VW / Volvo / Seat / Skoda 5 Cyl.	81,00 mm
800001150050	795041-50-5	Piston ring set	Audi / VW / Volvo / Seat / Skoda 5 Cyl.	81,50 mm
800001210000	795057-00-2	Piston ring set	Audi / Seat / Skoda / Volkswagen 2 Cyl.	82,50 mm
800001210000	795052-00-2	Piston ring set	Audi / Seat / Skoda / VW 2 Cyl.	82,50 mm
800001220000	795052-00-2	Piston ring set	Audi / Seat / Skoda / VW 2 Cyl.	82,50 mm
800001310000	795053-00-4	Piston ring set	Audi / VW 4 Cyl.	82,50 mm
800001310050	795053-50-4	Piston ring set	Audi / VW 4 Cyl.	83,00 mm
800001440000	795027-00-4	Piston ring set	VW 4 Cyl.	86,50 mm
800001611000	790737-00-6	Piston ring set	BMW 6 Cyl.	80,00 mm
800001611000	790710-00-6	Piston ring set	BMW 6 Cyl.	80,00 mm
800001661000	790737-00-6	Piston ring set	BMW 6 Cyl.	80,00 mm
800001661000	790710-00-6	Piston ring set	BMW 6 Cyl.	80,00 mm
800001760000	790713-00-6	Piston ring set	BMW 6 Cyl.	80,00 mm
800001810000	790721-00-6	Piston ring set	BMW 6 Cyl.	84,00 mm
800001810000	790703-00-4	Piston ring set	BMW 4 Cyl.	84,00 mm
800001820000	790721-00-6	Piston ring set	BMW 6 Cyl.	84,00 mm
800001820000	790703-00-4	Piston ring set	BMW 4 Cyl.	84,00 mm
800001840000	790703-00-4	Piston ring set	BMW 4 Cyl.	84,00 mm
800001921000	790717-00-6	Piston ring set	BMW 6 Cyl.	84,00 mm
800001921000	790716-00-4	Piston ring set	BMW 4 Cyl.	84,00 mm
800002141000	790711-00-4	Piston ring set	BMW 4 Cyl.	84,00 mm
800002421000	790706-00-4	Piston ring set	BMW 4 Cyl.	89,00 mm
800002511000	790715-00-6	Piston ring set	BMW 6 Cyl.	92,00 mm
800002641000	793703-00-4	Piston ring set	Peugeot / Citroen 4 Cyl.	70,00 mm
800002911000	793738-00-4	Piston ring set	Citroen / Peugeot / Talbot 4 Cyl.	75,00 mm
800002941000	793738-00-4	Piston ring set	Citroen / Peugeot / Talbot 4 Cyl.	75,00 mm
800003040000	794102-00-4	Piston ring set	Citroen / Peugeot / Renault / Talbot 4 Cyl.	75,00 mm
800003040000	793817-00-4	Piston ring set	Citroen / Peugeot / Renault / Talbot 4 Cyl.	75,00 mm
800003141000	793705-00-4	Piston ring set	Peugeot 4 Cyl.	75,00 mm
800003240050	793722-50-4	Piston ring set	Citroen / Peugeot 4 Cyl.	80,50 mm
800003310000	793727-00-4	Piston ring set	Citroen / Peugeot / Rover 4 Cyl.	80,00 mm
800003340000	793727-00-4	Piston ring set	Citroen / Peugeot / Rover 4 Cyl.	80,00 mm
800003441000	793765-00-4	Piston ring set	Citroen / Fiat / Peugeot	83,00 mm
800003540000	793724-00-4	Piston ring set	Citroen / Peugeot 4 Cyl.	83,00 mm
800003541000	793724-00-4	Piston ring set	Citroen / Peugeot 4 Cyl.	83,00 mm
800003640000	793717-00-4	Piston ring set	Citroen / Peugeot 4 Cyl.	83,00 mm
800003710000	793723-00-4	Piston ring set	Citroen/Fiat/Lada/Peugeot/Rover/Suzuki 4 Cyl.	83,00 mm
800003740000	793723-00-4	Piston ring set	Citroen/Fiat/Lada/Peugeot/Rover/Suzuki 4 Cyl.	83,00 mm
800003740050	793723-50-4	Piston ring set	Citroen/Fiat/Lada/Peugeot/Rover/Suzuki 4 Cyl.	83,50 mm
800003811000	793707-00-2	Piston ring set	Citroen / Fiat /Peugeot / Renault / Talbot 2 Cyl.	88,00 mm
800003841000	793707-00-2	Piston ring set	Citroen / Fiat /Peugeot / Renault / Talbot 2 Cyl.	88,00 mm
800003910000	793777-00-4	Piston ring set	Citroen / Peugeot / Renault 4 Cyl.	88,00 mm
800003940000	793777-00-4	Piston ring set	Citroen / Peugeot / Renault 4 Cyl.	88,00 mm
800004140000	793714-00-4	Piston ring set	Aro/Citroen/DAF/Ford /Peugeot/Ssangyong 4 Cyl.	94,00 mm
800004140040	793714-40-4	Piston ring set	Peugeot 4 Cyl.	94,40 mm
800004210000	793806-00-4	Piston ring set	Dacia / Renault / Volvo 4 Cyl.	70,00 mm
800004240000	793806-00-4	Piston ring set	Dacia / Renault / Volvo 4 Cyl.	70,00 mm
800004341000	793826-00-4	Piston ring set	Renault 4 Cyl.	73,00 mm
800004341000	793807-00-4	Piston ring set	Dacia / DAF / Renault / Volvo 4 Cyl.	73,00 mm
800004510000	791310-00-2	Piston ring set	DAF 2 Cyl.	104,17 mm
800004611000	791311-00-2	Piston ring set	DAF 2 Cyl.	104,17 mm
800004711000	791303-00-1	Piston ring set	DAF 1 Cyl.	118,00 mm
800004810000	791313-00-2	Piston ring set	DAF 2 Cyl.	118,00 mm
800004910000	791304-00-1	Piston ring set	DAF 1 Cyl.	130,00 mm
800005010000	791312-00-1	Piston ring set	DAF 1 Cyl.	130,00 mm
800005011000	791312-00-1	Piston ring set	DAF 1 Cyl.	130,00 mm
800005410000	790015-00-1	Piston ring set	FAP - Famos 1 Cyl.	125,00 mm
800005641000	792005-00-4	Piston ring set	Fiat 4 Cyl.	65,00 mm
800005840000	792056-00-4	Piston ring set	Fiat 4 Cyl.	76,00 mm
800005840060	792056-60-4	Piston ring set	Fiat 4 Cyl.	76,60 mm
800006141000	792022-00-4	Piston ring set	Fiat / Seat 4 Cyl.	80,00 mm
800006340000	792004-00-4	Piston ring set	Fiat 4 Cyl.	82,60 mm
800006541000	793712-00-4	Piston ring set	Alfa/Citroen/Fiat/Lancia/Peugeot/Seat 4 Cyl.	84,00 mm
800006541000	792024-00-4	Piston ring set	Alfa / Fiat / Lancia / Seat 4 Cyl.	84,00 mm
800006610000	793712-00-4	Piston ring set	Alfa/Citroen/Fiat/Lancia/Peugeot/Seat 4 Cyl.	84,00 mm
800006640000	793712-00-4	Piston ring set	Alfa/Citroen/Fiat/Lancia/Peugeot/Seat 4 Cyl.	84,00 mm
800006640000	792024-00-4	Piston ring set	Alfa / Fiat / Lancia / Seat 4 Cyl.	84,00 mm
800006810000	790255-00-4	Piston ring set	New Holland 4 Cyl.	93,00 mm

**VERGLEICHNUMMERN  
CROSS-REFERENCE  
KS- SM**

Cross ref.	SM ref.:	Product Category	Manufacturer Type	Bore dia.
800006840000	792001-00-4	Piston ring set	Alfa / Fiat / Lancia / Renault / RVI 4 Cyl.	93,00 mm
800006940000	792002-00-4	Piston ring set	Alfa / Fiat / Opel / Renault 4 Cyl.	93,00 mm
800006940040	792002-40-4	Piston ring set	Fiat 4 Cyl.	93,40 mm
800007040000	792052-00-4	Piston ring set	Alfa / Fiat / Iveco / Renault / RVI / Seat 4 Cyl.	93,00 mm
800007111000	791519-00-1	Piston ring set	KHD 1 Cyl.	102,00 mm
800007210000	791565-00-1	Piston ring set	KHD 1 Cyl.	102,00 mm
800007310000	791534-00-1	Piston ring set	KHD 1 Cyl.	102,00 mm
800007510000	792020-00-1	Piston ring set	Fiat 1 Cyl.	104,00 mm
800007510040	792020-40-1	Piston ring set	Fiat 1 Cyl.	104,40 mm
800007710000	792023-00-2	Piston ring set	Fiat / Iveco 2 Cyl.	115,00 mm
800007811000	791523-00-1	Piston ring set	KHD 1 Cyl.	125,00 mm
800007811050	791523-50-1	Piston ring set	KHD 1 Cyl.	125,50 mm
800007811100	791523-10-1	Piston ring set	KHD 1 Cyl.	126,00 mm
800008341000	792118-00-4	Piston ring set	Ford 4 Cyl.	80,00 mm
800008410000	793722-00-4	Piston ring set	Citroen / Peugeot 4 Cyl.	80,00 mm
800008410000	793530-00-4	Piston ring set	Bedford / Ford / Opel / Vauxhall 4 Cyl.	80,00 mm
800008410000	792119-00-4	Piston ring set	Ford 4 Cyl.	80,00 mm
800008410050	793722-50-4	Piston ring set	Citroen / Peugeot 4 Cyl.	80,50 mm
800008410050	793530-50-4	Piston ring set	Bedford / Ford / Opel / Vauxhall 4 Cyl.	80,50 mm
800008410050	792119-50-4	Piston ring set	Ford 4 Cyl.	80,50 mm
800008440000	793530-00-4	Piston ring set	Bedford / Ford / Opel / Vauxhall 4 Cyl.	75,50 mm
800008440050	793530-50-4	Piston ring set	Bedford / Ford / Opel / Vauxhall 4 Cyl.	80,00 mm
800008640000	792124-00-4	Piston ring set	Ford 4 Cyl.	81,30 mm
800008741000	792132-00-4	Piston ring set	Ford 4 Cyl.	82,50 mm
800008940000	792126-00-4	Piston ring set	Ford 4 Cyl.	86,20 mm
800009241000	793715-00-4	Piston ring set	Ford / Peugeot 4 Cyl.	88,00 mm
800009321000	793708-00-2	Piston ring set	Aro /Ford /Opel /Peugeot /Renault /RVI/Volo 2 Cyl.	90,00 mm
800009440000	792125-00-4	Piston ring set	Ford 4 Cyl.	90,80 mm
800009540000	792114-00-4	Piston ring set	Ford 4 Cyl.	90,80 mm
800009910000	792134-00-4	Piston ring set	Ford 4 Cyl.	93,67 mm
800009940000	792134-00-4	Piston ring set	Ford 4 Cyl.	93,67 mm
800009940066	792134-65-4	Piston ring set	Ford 4 Cyl.	94,32 mm
800010311000	792209-00-2	Piston ring set	Fordson 2 Cyl.	111,76 mm
800010741000	791010-00-4	Piston ring set	Mercedes Benz 4 Cyl.	87,00 mm
800010741050	791010-50-4	Piston ring set	Mercedes Benz 4 Cyl.	87,50 mm
800010810000	791030-00-1	Piston ring set	Mercedes Benz / FAP-Famos 1 Cyl.	97,00 mm
800010810050	791030-50-1	Piston ring set	Mercedes Benz 1 Cyl.	97,50 mm
800010810100	791030-10-1	Piston ring set	Mercedes Benz 1 Cyl.	98,00 mm
800010910000	791017-00-1	Piston ring set	Mercedes Benz / FAP-Famos 1 Cyl.	97,00 mm
800010910050	791017-50-1	Piston ring set	Mercedes Benz / FAP-Famos 1 Cyl.	97,50 mm
800010910100	791017-10-1	Piston ring set	Mercedes Benz / FAP-Famos 1 Cyl.	98,00 mm
800011011000	791018-00-1	Piston ring set	Mercedes Benz 1 Cyl.	115,00 mm
800011210000	791019-00-1	Piston ring set	Mercedes Benz 1 Cyl.	125,00 mm
800011211000	791019-00-1	Piston ring set	Mercedes Benz 1 Cyl.	125,00 mm
800011222000	791019-00-1	Piston ring set	Mercedes Benz 1 Cyl.	125,00 mm
800011710000	792707-00-1	Piston ring set	IHC 1 Cyl.	98,43 mm
800011810000	792706-00-1	Piston ring set	IHC 1 Cyl.	98,43 mm
800012110000	793451-00-1	Piston ring set	John Deere 1 Cyl.	106,50 mm
800012210000	791512-00-1	Piston ring set	KHD 1 Cyl.	91,00 mm
800012210050	791512-50-1	Piston ring set	KHD 1 Cyl.	91,50 mm
800012310000	791522-00-1	Piston ring set	KHD 1 Cyl.	94,00 mm
800012320000	791522-00-1	Piston ring set	KHD 1 Cyl.	94,00 mm
800012410000	791539-00-1	Piston ring set	KHD 1 Cyl.	100,00 mm
800012510000	791506-00-1	Piston ring set	KHD 1 Cyl.	100,00 mm
800012512000	791506-00-1	Piston ring set	KHD 1 Cyl.	100,00 mm
800012512050	791506-50-1	Piston ring set	KHD 1 Cyl.	100,50 mm
800012512100	791506-10-1	Piston ring set	KHD 1 Cyl.	101,00 mm
800012711000	791535-00-1	Piston ring set	KHD 1 Cyl.	102,00 mm
800012911000	791509-00-1	Piston ring set	KHD 1 Cyl.	110,00 mm
800012911050	791509-50-1	Piston ring set	KHD 1 Cyl.	110,50 mm
800012911100	791509-10-1	Piston ring set	KHD 1 Cyl.	111,00 mm
800013011000	791526-00-1	Piston ring set	KHD 1 Cyl.	120,00 mm
800013011050	791526-50-1	Piston ring set	KHD 1 Cyl.	120,50 mm
800013011100	791526-10-1	Piston ring set	KHD 1 Cyl.	121,00 mm
800013210000	791515-00-1	Piston ring set	KHD 1 Cyl.	120,00 mm
800013410000	791558-00-1	Piston ring set	KHD 1 Cyl.	132,00 mm
800013510000	795419-00-1	Piston ring set	Knorr 1 Cyl.	88,00 mm
800013640000	792803-00-4	Piston ring set	Lada 4 Cyl.	79,00 mm



**VERGLEICHNUMMERN  
CROSS-REFERENCE  
KS- SM**

Cross ref.	SM ref.:	Product Category	Manufacturer Type	Bore dia.
800013640040	792803-40-4	Piston ring set	Lada 4 Cyl.	79,40 mm
800013640080	792803-80-4	Piston ring set	Lada 4 Cyl.	79,80 mm
800013641000	792803-00-4	Piston ring set	Lada 4 Cyl.	79,00 mm
800013641040	792803-40-4	Piston ring set	Lada 4 Cyl.	79,40 mm
800013641080	792803-80-4	Piston ring set	Lada 4 Cyl.	79,80 mm
800013740000	792802-00-4	Piston ring set	Lada 4 Cyl.	76,00 mm
800013740040	792802-40-4	Piston ring set	Lada 4 Cyl.	76,40 mm
800013740080	792802-80-4	Piston ring set	Lada 4 Cyl.	76,80 mm
800013741000	792802-00-4	Piston ring set	Lada 4 Cyl.	76,00 mm
800013741040	792802-40-4	Piston ring set	Lada 4 Cyl.	76,40 mm
800013741080	792802-80-4	Piston ring set	Lada 4 Cyl.	76,80 mm
800013841000	792804-00-4	Piston ring set	Lada 4 Cyl.	82,00 mm
800013841040	792804-40-4	Piston ring set	Lada 4 Cyl.	82,40 mm
800013841080	792804-80-4	Piston ring set	Lada 4 Cyl.	82,80 mm
800014210000	795403-00-1	Piston ring set	Westinghouse 1 Cyl.	90,00 mm
800014220000	795403-00-1	Piston ring set	Westinghouse 1 Cyl.	90,00 mm
800014610000	795509-00-1	Piston ring set	Steyr 1 Cyl.	108,00 mm
800014610000	793132-00-1	Piston ring set	MAN 1 Cyl.	108,00 mm
800014810000	793106-00-1	Piston ring set	MAN / RABA / RVI 1 Cyl.	121,00 mm
800014910000	793116-00-1	Piston ring set	MAN 1 Cyl.	123,00 mm
800015110000	793107-00-1	Piston ring set	MAN 1 Cyl.	125,00 mm
800015111000	793119-00-1	Piston ring set	MAN 1 Cyl.	125,00 mm
800015310000	793125-00-1	Piston ring set	MAN / MWM / Pegaso 1 Cyl.	125,00 mm
800015410000	793108-00-1	Piston ring set	MAN 1 Cyl.	125,00 mm
800015510000	793142-00-1	Piston ring set	MAN 1 Cyl.	128,00 mm
800015510000	793120-00-1	Piston ring set	MAN 1 Cyl.	128,00 mm
800015560000	793120-00-1	Piston ring set	MAN 1 Cyl.	128,00 mm
800015711000	793624-00-1	Piston ring set	Fap-Famos / Perkins 1 Cyl.	91,48 mm
800016110000	793610-00-2	Piston ring set	Perkins 2 Cyl.	98,48 mm
800016210000	793620-00-2	Piston ring set	Leyland / Perkins / RVI / Volvo 2 Cyl.	98,48 mm
800016211000	793610-00-2	Piston ring set	Perkins 2 Cyl.	98,48 mm
800016310000	793621-00-2	Piston ring set	Perkins 2 Cyl.	101,05 mm
800016340000	793621-00-2	Piston ring set	Perkins 2 Cyl.	98,48 mm
800016641000	791034-00-4	Piston ring set	Mercedes Benz 4 Cyl.	75,00 mm
800016711000	791001-00-1	Piston ring set	Mercedes Benz 1 Cyl.	77,00 mm
800016860000	791053-00-6	Piston ring set	Mercedes Benz 6 Cyl.	82,90 mm
800016860050	791053-50-6	Piston ring set	Mercedes Benz 6 Cyl.	83,40 mm
800017110000	791036-00-5	Piston ring set	Mercedes Benz 5 Cyl.	87,00 mm
800017110000	791035-00-4	Piston ring set	Mercedes Benz 4 Cyl.	87,00 mm
800017110050	791036-50-5	Piston ring set	Mercedes Benz 5 Cyl.	87,50 mm
800017110050	791035-50-4	Piston ring set	Mercedes Benz 4 Cyl.	87,50 mm
800017240000	791009-00-4	Piston ring set	Mercedes Benz / Seat 4 Cyl.	87,00 mm
800017240050	791009-50-4	Piston ring set	Mercedes Benz / Seat 4 Cyl.	87,50 mm
800017310000	791048-00-1	Piston ring set	Mercedes Benz 1 Cyl.	87,00 mm
800017311000	791048-00-1	Piston ring set	Mercedes Benz 1 Cyl.	87,00 mm
800017311050	791048-50-1	Piston ring set	Mercedes Benz 1 Cyl.	87,50 mm
800017440000	791010-00-4	Piston ring set	Mercedes Benz 4 Cyl.	87,00 mm
800017440050	791010-50-4	Piston ring set	Mercedes Benz 4 Cyl.	87,50 mm
800017660000	791049-00-6	Piston ring set	Mercedes Benz 6 Cyl.	88,50 mm
800017660050	791049-50-6	Piston ring set	Mercedes Benz 6 Cyl.	89,00 mm
800017711000	791038-00-4	Piston ring set	Mercedes Benz 4 Cyl.	89,00 mm
800017711050	791038-50-4	Piston ring set	Mercedes Benz 4 Cyl.	89,50 mm
800017711100	791038-10-4	Piston ring set	Mercedes Benz 4 Cyl.	90,00 mm
800017712000	791038-00-4	Piston ring set	Mercedes Benz 4 Cyl.	89,00 mm
800017712050	791038-50-4	Piston ring set	Mercedes Benz 4 Cyl.	89,50 mm
800017741000	791038-00-4	Piston ring set	Mercedes Benz 4 Cyl.	89,00 mm
800017741050	791038-50-4	Piston ring set	Mercedes Benz 4 Cyl.	89,50 mm
800017741100	791038-10-4	Piston ring set	Mercedes Benz 4 Cyl.	90,00 mm
800017742000	791038-00-4	Piston ring set	Mercedes Benz 4 Cyl.	89,00 mm
800017742050	791038-50-4	Piston ring set	Mercedes Benz 4 Cyl.	89,50 mm
800017742100	791038-10-4	Piston ring set	Mercedes Benz 4 Cyl.	90,00 mm
800017810000	791059-00-4	Piston ring set	Mercedes Benz / Ssang Yong 4 Cyl.	89,00 mm
800017810000	791059-00-1	Piston ring set	Mercedes Benz / Ssang Yong 1 Cyl.	89,00 mm
800017810000	791016-00-5	Piston ring set	Mercedes Benz / Ssang Yong 5 Cyl.	89,00 mm
800017810050	791059-50-4	Piston ring set	Mercedes Benz / Ssang Yong 4 Cyl.	89,50 mm
800017810050	791059-50-1	Piston ring set	Mercedes Benz / Ssang Yong 1 Cyl.	89,50 mm
800017810050	791016-50-5	Piston ring set	Mercedes Benz / Ssang Yong 5 Cyl.	89,50 mm
800017810100	791059-70-4	Piston ring set	Mercedes Benz / Ssang Yong 4 Cyl.	89,70 mm

**VERGLEICHNUMMERN  
CROSS-REFERENCE  
KS- SM**

Cross ref.	SM ref.:	Product Category	Manufacturer Type	Bore dia.
800017810100	791059-70-1	Piston ring set	Mercedes Benz / Ssang Yong 1 Cyl.	89,70 mm
800017810100	791016-70-5	Piston ring set	Mercedes Benz / Ssang Yong 5 Cyl.	89,70 mm
800017921000	791065-00-4	Piston ring set	Mercedes Benz / Ssang Yong 4 Cyl.	89,90 mm
800017921000	791050-00-6	Piston ring set	Mercedes Benz 6 Cyl.	89,90 mm
800018110000	795428-00-1	Piston ring set	Air Compressor 1 Cyl.	100,00 mm
800018211000	791047-00-1	Piston ring set	Mercedes Benz 1 Cyl.	90,00 mm
800018211000	791042-00-1	Piston ring set	Mercedes Benz 1 Cyl.	90,00 mm
800018211050	791047-50-1	Piston ring set	Mercedes Benz 1 Cyl.	90,50 mm
800018211050	791042-50-1	Piston ring set	Air Compressor 1 Cyl.	90,50 mm
800018212000	791047-00-1	Piston ring set	Mercedes Benz 1 Cyl.	90,00 mm
800018212000	791042-00-1	Piston ring set	Mercedes Benz 1 Cyl.	90,00 mm
800018310000	795403-00-1	Piston ring set	Westinghouse 1 Cyl.	90,00 mm
800018410000	791026-00-5	Piston ring set	Mercedes Benz 5 Cyl.	90,90 mm
800018410000	791025-00-4	Piston ring set	Mercedes Benz 4 Cyl.	90,90 mm
800018410010	791027-00-5	Piston ring set	Mercedes Benz 5 Cyl.	91,00 mm
800018410010	791013-00-4	Piston ring set	Mercedes Benz 4 Cyl.	91,00 mm
800018410010	791013-00-1	Piston ring set	Mercedes Benz 1 Cyl.	91,00 mm
800018410060	791026-50-5	Piston ring set	Mercedes Benz 5 Cyl.	91,50 mm
800018410060	791025-50-4	Piston ring set	Mercedes Benz 4 Cyl.	91,50 mm
800018410060	791013-50-4	Piston ring set	Mercedes Benz 4 Cyl.	91,50 mm
800018410060	791013-50-1	Piston ring set	Mercedes Benz 1 Cyl.	91,50 mm
800018411000	791026-00-5	Piston ring set	Mercedes Benz 5 Cyl.	90,90 mm
800018411000	791025-00-4	Piston ring set	Mercedes Benz 4 Cyl.	90,90 mm
800018411010	791027-00-5	Piston ring set	Mercedes Benz 5 Cyl.	91,00 mm
800018411010	791013-00-4	Piston ring set	Mercedes Benz 4 Cyl.	91,00 mm
800018411010	791013-00-1	Piston ring set	Mercedes Benz 1 Cyl.	91,00 mm
800018411060	791026-50-5	Piston ring set	Mercedes Benz 5 Cyl.	91,50 mm
800018411060	791025-50-4	Piston ring set	Mercedes Benz 4 Cyl.	91,50 mm
800018411060	791013-50-4	Piston ring set	Mercedes Benz 4 Cyl.	91,50 mm
800018411060	791013-50-1	Piston ring set	Mercedes Benz 1 Cyl.	91,50 mm
800018411080	791025-70-4	Piston ring set	Mercedes Benz 4 Cyl.	91,70 mm
800018580000	791056-00-4	Piston ring set	Mercedes Benz 4 Cyl.	92,00 mm
800018711000	791068-00-4	Piston ring set	Mercedes Benz 4 Cyl.	93,75 mm
800018711080	791068-80-4	Piston ring set	Mercedes Benz 4 Cyl.	94,55 mm
800018811000	791043-00-1	Piston ring set	Mercedes Benz 1 Cyl.	94,00 mm
800018910000	791040-00-4	Piston ring set	Mercedes Benz 4 Cyl.	95,50 mm
800018910050	791040-50-4	Piston ring set	Mercedes Benz 4 Cyl.	96,00 mm
800018940000	791040-00-4	Piston ring set	Mercedes Benz 4 Cyl.	95,50 mm
800018940050	791040-50-4	Piston ring set	Mercedes Benz 4 Cyl.	96,00 mm
800018940100	791040-10-4	Piston ring set	Mercedes Benz 4 Cyl.	96,50 mm
800019111000	791086-00-2	Piston ring set	Mercedes Benz 2 Cyl.	97,00 mm
800019111000	791031-00-1	Piston ring set	Mercedes Benz / FAP-Famos 1 Cyl.	97,00 mm
800019111050	791031-50-1	Piston ring set	Mercedes Benz 1 Cyl.	97,50 mm
800019111050	791044-50-1	Piston ring set	Mercedes Benz 1 Cyl.	98,00 mm
800019111100	791044-50-1	Piston ring set	Mercedes Benz 1 Cyl.	98,00 mm
800019111100	791031-10-1	Piston ring set	Mercedes Benz 1 Cyl.	98,00 mm
800019211000	791044-00-1	Piston ring set	Mercedes Benz / FAP-Famos 1 Cyl.	97,50 mm
800019212000	791044-00-1	Piston ring set	Mercedes Benz / FAP-Famos 1 Cyl.	97,50 mm
800019213000	791044-00-1	Piston ring set	Mercedes Benz / FAP-Famos 1 Cyl.	97,50 mm
800019311000	791087-00-2	Piston ring set	Mercedes Benz 2 Cyl.	125,00 mm
800019411000	791070-00-1	Piston ring set	Mercedes Benz 1 Cyl.	125,00 mm
800019411000	791022-00-1	Piston ring set	Mercedes Benz 1 Cyl.	125,00 mm
800019510000	791287-00-1	Piston ring set	Mercedes Benz 1 Cyl.	128,00 mm
800019510000	791033-00-1	Piston ring set	Mercedes Benz / FAP-Famos 1 Cyl.	128,00 mm
800019511000	791062-00-1	Piston ring set	Mercedes Benz 1 Cyl.	128,00 mm
800019512000	791062-00-1	Piston ring set	Mercedes Benz 1 Cyl.	128,00 mm
800019513000	791270-00-1	Piston ring set	Mercedes Benz 1 Cyl.	128,00 mm
800019611000	791020-00-1	Piston ring set	Mercedes Benz 1 Cyl.	128,00 mm
800019611050	791020-50-1	Piston ring set	Mercedes Benz 1 Cyl.	128,50 mm
800019611100	791020-10-1	Piston ring set	Mercedes Benz 1 Cyl.	129,00 mm
800019661000	791020-00-1	Piston ring set	Mercedes Benz 1 Cyl.	128,00 mm
800019661050	791020-50-1	Piston ring set	Mercedes Benz 1 Cyl.	128,50 mm
800019661100	791020-10-1	Piston ring set	Mercedes Benz 1 Cyl.	129,00 mm
800019710000	791060-00-1	Piston ring set	Mercedes Benz 1 Cyl.	130,00 mm
800019720000	791060-00-1	Piston ring set	Mercedes Benz 1 Cyl.	130,00 mm
800019910000	793203-00-1	Piston ring set	MWM 1 Cyl.	105,00 mm
800020240000	793502-00-4	Piston ring set	Opel 4 Cyl.	72,00 mm
800020310000	793528-00-4	Piston ring set	Bedford / Opel / Vauxhall 4 Cyl.	75,00 mm

**VERGLEICHNUMMERN**  
**CROSS-REFERENCE**  
**KS- SM**

Cross ref.	SM ref.:	Product Category	Manufacturer Type	Bore dia.
800020310050	793528-50-4	Piston ring set	Bedford / Opel / Vauxhall 4 Cyl.	75,50 mm
800020340000	793528-00-4	Piston ring set	Bedford / Opel / Vauxhall 4 Cyl.	78,10 mm
800020340050	793528-50-4	Piston ring set	Bedford / Opel / Vauxhall 4 Cyl.	75,00 mm
800020410000	793512-00-4	Piston ring set	Opel / Vauxhall 4 Cyl.	75,00 mm
800020440000	793512-00-4	Piston ring set	Opel / Vauxhall 4 Cyl.	72,00 mm
800020540000	793526-00-4	Piston ring set	Opel / Vauxhall 4 Cyl.	79,00 mm
800020540050	793526-50-4	Piston ring set	Opel / Vauxhall 4 Cyl.	77,60 mm
800020710000	793538-00-4	Piston ring set	Daewoo / Opel / Vauxhall / GM 4 Cyl.	79,00 mm
800020740000	793538-00-4	Piston ring set	Daewoo / Opel / Vauxhall / GM 4 Cyl.	92,00 mm
800020740050	793538-50-4	Piston ring set	Daewoo / Opel / Vauxhall / GM 4 Cyl.	80,00 mm
800020740100	793538-10-4	Piston ring set	Daewoo / Opel / Vauxhall / GM 4 Cyl.	79,00 mm
800021010000	793533-00-4	Piston ring set	Bedford / Opel / Vauxhall 4 Cyl.	82,50 mm
800021010050	793533-50-4	Piston ring set	Bedford / Opel / Vauxhall 4 Cyl.	83,00 mm
800021040000	793533-00-4	Piston ring set	Bedford / Opel / Vauxhall 4 Cyl.	80,50 mm
800021040050	793533-50-4	Piston ring set	Bedford / Opel / Vauxhall 4 Cyl.	82,50 mm
800021210000	793554-00-6	Piston ring set	Chrysler / Opel 6 Cyl.	86,00 mm
800021210000	793535-00-4	Piston ring set	Chevrolet/Daewoo/Isuzu/Opel/Saab/Vauxhall 4 Cyl.	86,00 mm
800021240000	793535-00-4	Piston ring set	Chevrolet/Daewoo/Isuzu/Opel/Saab/Vauxhall 4 Cyl.	83,00 mm
800021240000	793554-00-6	Piston ring set	Chrysler / Opel 6 Cyl.	84,00 mm
800021240050	793535-50-4	Piston ring set	Chevrolet/Daewoo/Isuzu/Opel/Saab/Vauxhall 4 Cyl.	86,00 mm
800021640000	793536-00-4	Piston ring set	Opel / Vauxhall 4 Cyl.	86,50 mm
800022041000	793706-00-4	Piston ring set	Citroen / Peugeot 4 Cyl.	72,00 mm
800022340000	793721-00-4	Piston ring set	Peugeot 4 Cyl.	78,00 mm
800022641000	793815-00-4	Piston ring set	Renault 4 Cyl.	58,00 mm
800022910000	793802-00-4	Piston ring set	Renault 4 Cyl.	75,80 mm
800022940000	793802-00-4	Piston ring set	Renault 4 Cyl.	75,80 mm
800023010000	793809-00-4	Piston ring set	ARO / Dacia / Peugeot / Renault / Volvo 4 Cyl.	76,00 mm
800023040000	793809-00-4	Piston ring set	ARO / Dacia / Peugeot / Renault / Volvo 4 Cyl.	76,00 mm
800023140000	793827-00-4	Piston ring set	Renault / Volvo 4 Cyl.	78,00 mm
800023210000	793829-00-4	Piston ring set	Dacia / Opel / Renault / Vauxhall 4 Cyl.	80,00 mm
800023240000	793829-00-4	Piston ring set	Dacia / Opel / Renault / Vauxhall 4 Cyl.	80,00 mm
800023240050	793829-50-4	Piston ring set	Dacia / Opel / Renault / Vauxhall 4 Cyl.	80,50 mm
800023340000	793828-00-4	Piston ring set	Renault / Volvo 4 Cyl.	81,00 mm
800023340050	793828-50-4	Piston ring set	Renault 4 Cyl.	81,50 mm
800023440000	793824-00-4	Piston ring set	Renault 4 Cyl.	86,00 mm
800023540000	793830-00-4	Piston ring set	Chrysler / Renault 4 Cyl.	86,00 mm
800023840000	790661-00-4	Piston ring set	Rover 4 Cyl.	90,50 mm
800024010000	790425-00-1	Piston ring set	RVI 1 Cyl.	135,00 mm
800024111000	795414-00-2	Piston ring set	Westinghouse 2 Cyl.	75,00 mm
800024121000	795414-00-2	Piston ring set	Westinghouse 2 Cyl.	75,00 mm
800024121050	795414-50-2	Piston ring set	Westinghouse 2 Cyl.	75,50 mm
800024210000	793909-00-2	Piston ring set	Scania 2 Cyl.	115,00 mm
800024310000	793912-00-1	Piston ring set	Scania 1 Cyl.	115,00 mm
800024410000	793913-00-2	Piston ring set	Scania 2 Cyl.	115,00 mm
800024410000	793913-00-1	Piston ring set	Scania 1 Cyl.	115,00 mm
800024510000	793904-00-1	Piston ring set	Scania 1 Cyl.	127,00 mm
800024610000	793907-00-2	Piston ring set	Scania 2 Cyl.	127,00 mm
800024610000	793907-00-1	Piston ring set	Scania 1 Cyl.	127,00 mm
800024611000	793907-00-2	Piston ring set	Scania 2 Cyl.	127,00 mm
800024611000	793907-00-1	Piston ring set	Scania 1 Cyl.	127,00 mm
800024612000	793907-00-2	Piston ring set	Scania 2 Cyl.	127,00 mm
800024612000	793907-00-1	Piston ring set	Scania 1 Cyl.	127,00 mm
800024660000	793907-00-2	Piston ring set	Scania 2 Cyl.	127,00 mm
800024660000	793907-00-1	Piston ring set	Scania 1 Cyl.	127,00 mm
800024662000	793907-00-2	Piston ring set	Scania 2 Cyl.	127,00 mm
800024662000	793907-00-1	Piston ring set	Scania 1 Cyl.	127,00 mm
800024710000	793914-00-1	Piston ring set	Scania 1 Cyl.	127,00 mm
800024810000	793925-00-1	Piston ring set	Scania 1 Cyl.	127,00 mm
800024812000	793925-00-1	Piston ring set	Scania 1 Cyl.	127,00 mm
800024820000	793925-00-2	Piston ring set	Scania 2 Cyl.	127,00 mm
800024940000	795001-00-4	Piston ring set	VW 4 Cyl.	75,00 mm
800024940050	795001-50-4	Piston ring set	VW 4 Cyl.	75,50 mm
800025040000	795035-00-4	Piston ring set	VW 4 Cyl.	75,00 mm
800025040050	795035-50-4	Piston ring set	VW 4 Cyl.	75,50 mm
800025041000	795035-00-4	Piston ring set	VW 4 Cyl.	75,00 mm
800025041050	795035-50-4	Piston ring set	VW 4 Cyl.	75,50 mm
800025140000	795044-00-4	Piston ring set	VW / Seat 4 Cyl.	75,00 mm
800025240000	794207-00-4	Piston ring set	Skoda 4 Cyl.	75,50 mm

**VERGLEICHNUMMERN  
CROSS-REFERENCE  
KS- SM**

Cross ref.	SM ref.:	Product Category	Manufacturer Type	Bore dia.
800025610000	795512-00-1	Piston ring set	Steyr 1 Cyl.	100,00 mm
800025810000	795501-00-1	Piston ring set	Steyr 1 Cyl.	110,00 mm
800026010000	795503-00-1	Piston ring set	Steyr 1 Cyl.	126,00 mm
800026110000	795077-00-4	Piston ring set	Audi / Seat / Skoda / VW 4 Cyl.	76,50 mm
800026140000	795077-00-4	Piston ring set	Audi / Seat / Skoda / VW 4 Cyl.	76,50 mm
800026140050	795077-50-4	Piston ring set	Audi / Seat / Skoda / VW 4 Cyl.	77,00 mm
800026410000	795080-00-4	Piston ring set	Audi / VW 4 Cyl.	81,00 mm
800026540000	795008-00-4	Piston ring set	VW 4 Cyl.	83,00 mm
800027541000	795126-00-4	Piston ring set	Volvo 4 Cyl.	96,00 mm
800027611000	795111-00-1	Piston ring set	Volvo 1 Cyl.	98,43 mm
800027710000	795106-00-2	Piston ring set	Volvo 2 Cyl.	104,77 mm
800027710000	795106-00-1	Piston ring set	Volvo 1 Cyl.	104,77 mm
800027811000	795119-00-1	Piston ring set	Volvo 1 Cyl.	104,77 mm
800027910000	795106-00-2	Piston ring set	Volvo 2 Cyl.	104,77 mm
800027910000	795106-00-1	Piston ring set	Volvo 1 Cyl.	104,77 mm
800028010000	795124-00-1	Piston ring set	Volvo 1 Cyl.	104,77 mm
800028110000	795107-00-2	Piston ring set	Volvo 2 Cyl.	120,65 mm
800028110000	795107-00-1	Piston ring set	Volvo 1 Cyl.	120,65 mm
800028111000	795107-00-2	Piston ring set	Volvo 2 Cyl.	120,65 mm
800028111000	795107-00-1	Piston ring set	Volvo 1 Cyl.	120,65 mm
800028112000	795107-00-2	Piston ring set	Volvo 2 Cyl.	120,65 mm
800028112000	795107-00-1	Piston ring set	Volvo 1 Cyl.	120,65 mm
800028160000	795107-00-2	Piston ring set	Volvo 2 Cyl.	120,65 mm
800028160000	795107-00-1	Piston ring set	Volvo 1 Cyl.	120,65 mm
800028210000	795120-00-1	Piston ring set	Volvo 1 Cyl.	120,65 mm
800028260000	795120-00-1	Piston ring set	Volvo 1 Cyl.	120,65 mm
800028312000	795113-00-1	Piston ring set	Volvo 1 Cyl.	130,18 mm
800028360000	795113-00-1	Piston ring set	Volvo 1 Cyl.	130,18 mm
800028362000	795113-00-1	Piston ring set	Volvo 1 Cyl.	130,18 mm
800028410000	795121-00-4	Piston ring set	Volvo 4 Cyl.	105,57 mm
800028520000	795409-00-2	Piston ring set	Westinghouse 2 Cyl.	63,50 mm
800028610000	795413-00-1	Piston ring set	Bosch / Scania 1 Cyl.	75,00 mm
800028610050	795413-50-1	Piston ring set	Bosch / Scania 1 Cyl.	75,50 mm
800028710000	795401-00-1	Piston ring set	Westinghouse 1 Cyl.	75,00 mm
800028910000	792652-00-1	Piston ring set	Lombardini 1 Cyl.	95,00 mm
800029110000	795805-00-1	Piston ring set	Zetor 1 Cyl.	102,00 mm
800029310000	795406-00-1	Piston ring set	Westinghouse 1 Cyl.	60,00 mm
800029410000	793218-00-1	Piston ring set	MWM 1 Cyl.	105,00 mm
800029810000	790080-00-1	Piston ring set	Guascor / Waukesha 1 Cyl.	152,00 mm
800029910000	792028-00-2	Piston ring set	Fiat 2 Cyl.	120,00 mm
800029910000	792028-00-2	Piston ring set	Fiat 2 Cyl.	120,00 mm
800030010000	793131-00-1	Piston ring set	MAN 1 Cyl.	128,00 mm
800030120000	790720-00-6	Piston ring set	BMW / Land Rover / Opel / Vauxhall 6 Cyl.	80,00 mm
800030120000	790701-00-2	Piston ring set	BMW / Land Rover / Opel / Vauxhall 2 Cyl.	80,00 mm
800030410000	795807-00-1	Piston ring set	Zetor 1 Cyl.	102,00 mm
800031610000	793614-00-2	Piston ring set	Chrysler / Perkins 2 Cyl.	100,00 mm
800031710000	795112-00-4	Piston ring set	Volvo 4 Cyl.	88,90 mm
800031710039	795112-40-4	Piston ring set	Volvo 4 Cyl.	89,291 mm
800031710077	795112-70-4	Piston ring set	Volvo 4 Cyl.	89,672 mm
800031840060	792009-00-4	Piston ring set	Citroen / Fiat / Lancia 4 Cyl.	86,40 mm
800032010000	793627-00-1	Piston ring set	Perkins 1 Cyl.	98,48 mm
800032210000	790407-00-1	Piston ring set	RVI 1 Cyl.	120,00 mm
800032310000	790418-00-2	Piston ring set	RVI 2 Cyl.	120,00 mm
800032310000	790418-00-1	Piston ring set	RVI 1 Cyl.	120,00 mm
800032410000	790411-00-1	Piston ring set	RVI 1 Cyl.	135,00 mm
800032510000	791532-00-1	Piston ring set	KHD 1 Cyl.	128,00 mm
800032610000	794702-00-1	Piston ring set	Tatra 1 Cyl.	120,00 mm
800032812000	791090-00-1	Piston ring set	Mercedes Benz 1 Cyl.	130,00 mm
800033010000	792018-00-2	Piston ring set	Fiat / Iveco 2 Cyl.	104,00 mm
800033020000	792018-00-2	Piston ring set	Fiat / Iveco 2 Cyl.	104,00 mm
800033140000	792062-00-4	Piston ring set	Fiat 4 Cyl.	70,00 mm
800033520000	790614-00-2	Piston ring set	BLMC 2 Cyl.	98,00 mm
800033710000	793697-00-1	Piston ring set	Perkins 1 Cyl.	98,48 mm
800033710000	793626-00-2	Piston ring set	Chrysler / Leyland / Perkins 2 Cyl.	98,48 mm
800033910000	793629-00-2	Piston ring set	Fiat / Iveco / Massey / Perkins 2 Cyl.	101,05 mm
800034010000	793218-00-1	Piston ring set	MWM 1 Cyl.	105,00 mm
800034410000	791553-00-1	Piston ring set	KHD / Volvo 1 Cyl.	108,00 mm
800034510000	790421-00-2	Piston ring set	RVI 2 Cyl.	120,00 mm

**VERGLEICHNUMMERN  
CROSS-REFERENCE  
KS- SM**

Cross ref.	SM ref.:	Product Category	Manufacturer Type	Bore dia.
800034510000	790421-00-1	Piston ring set	RVI 1 Cyl.	120,00 mm
800034610000	791562-00-1	Piston ring set	KHD 1 Cyl.	100,00 mm
800034710000	791564-00-2	Piston ring set	KHD 2 Cyl.	102,00 mm
800034810000	791524-00-1	Piston ring set	KHD 1 Cyl.	135,00 mm
800034940000	795127-00-4	Piston ring set	Volvo 4 Cyl.	96,00 mm
800034940030	795127-30-4	Piston ring set	Volvo 4 Cyl.	96,30 mm
800035010000	792123-00-4	Piston ring set	Ford 4 Cyl.	68,70 mm
800035210000	792051-00-1	Piston ring set	Fiat / UTB 1 Cyl.	95,00 mm
800035510000	793627-00-1	Piston ring set	Perkins 1 Cyl.	98,48 mm
800035610000	791532-00-1	Piston ring set	KHD 1 Cyl.	128,00 mm
800035810000	795178-00-1	Piston ring set	Volvo 1 Cyl.	144,00 mm
800036040000	793552-00-4	Piston ring set	Opel / Vauxhall 4 Cyl.	79,50 mm
800036110000	793843-00-4	Piston ring set	Nissan / Opel / Renault / Vauxhall 4 Cyl.	80,00 mm
800036140000	793843-00-4	Piston ring set	Nissan / Opel / Renault / Vauxhall 4 Cyl.	80,00 mm
800036210000	795132-00-2	Piston ring set	Volvo 2 Cyl.	130,18 mm
800036210000	795132-00-1	Piston ring set	Volvo 1 Cyl.	130,18 mm
800036310000	790418-00-2	Piston ring set	RVI 2 Cyl.	120,00 mm
800036310000	790418-00-1	Piston ring set	RVI 1 Cyl.	120,00 mm
800036410000	793923-00-2	Piston ring set	Scania 2 Cyl.	127,00 mm
800036410000	793923-00-1	Piston ring set	Scania 1 Cyl.	127,00 mm
800036541000	793726-00-4	Piston ring set	Citroen / Nissan / Peugeot / Rover 4 Cyl.	77,00 mm
800036641000	792066-00-4	Piston ring set	Fiat 4 Cyl.	82,60 mm
800036641060	792066-60-4	Piston ring set	Fiat 4 Cyl.	83,20 mm
800036642000	792066-00-4	Piston ring set	Fiat 4 Cyl.	82,60 mm
800036642060	792066-60-4	Piston ring set	Fiat 4 Cyl.	83,20 mm
800036940000	793501-00-4	Piston ring set	Opel / Vauxhall 4 Cyl.	72,00 mm
800037040000	792105-00-4	Piston ring set	Ford / Opel 4 Cyl.	82,50 mm
800037110000	791083-00-1	Piston ring set	Mercedes Benz 1 Cyl.	102,00 mm
800037210000	791081-00-3	Piston ring set	Mercedes Benz / Smart 3 Cyl.	63,50 mm
800037210025	791081-25-3	Piston ring set	Mercedes Benz / Smart 3 Cyl.	63,75 mm
800037210050	791081-50-3	Piston ring set	Mercedes Benz / Smart 3 Cyl.	64,00 mm
800037540000	793839-00-4	Piston ring set	Nissan / Renault 4 Cyl.	69,00 mm
800037840000	792090-00-4	Piston ring set	Fiat / Opel / Renault / Peugeot / RVI 4 Cyl.	94,40 mm
800038241000	792091-00-4	Piston ring set	Citroen/Fiat/Opel/Peugeot/Renault/RVI 4 Cyl.	94,40 mm
800038310000	792164-00-4	Piston ring set	Ford 4 Cyl.	74,00 mm
800038710000	790422-00-1	Piston ring set	RVI 1 Cyl.	135,00 mm
800038910000	793549-00-4	Piston ring set	Chevrolet /Daewoo /Opel / Saab / Vauxhall 4 Cyl.	80,50 mm
800038940000	793549-00-4	Piston ring set	Chevrolet /Daewoo /Opel / Saab / Vauxhall 4 Cyl.	77,00 mm
800038940000	792097-00-4	Piston ring set	Fiat 4 Cyl.	80,50 mm
800039010000	790736-00-4	Piston ring set	BMW 4 Cyl.	85,00 mm
800039040000	790736-00-4	Piston ring set	BMW 4 Cyl.	85,00 mm
800039110000	790418-00-2	Piston ring set	RVI 2 Cyl.	120,00 mm
800039110000	790418-00-1	Piston ring set	RVI 1 Cyl.	120,00 mm
800039210000	790413-00-1	Piston ring set	RVI 1 Cyl.	135,00 mm
800039340000	792112-00-4	Piston ring set	Ford 4 Cyl.	74,00 mm
800039340050	792112-50-4	Piston ring set	Ford 4 Cyl.	74,50 mm
800039410000	795075-00-4	Piston ring set	Audi / Seat / Skoda / VW 4 Cyl.	81,00 mm
800039440000	795075-00-4	Piston ring set	Audi / Seat / Skoda / VW 4 Cyl.	81,00 mm
800039440050	795075-50-4	Piston ring set	Audi / Seat / Skoda / VW 4 Cyl.	81,50 mm
800039510000	795129-00-1	Piston ring set	Volvo 1 Cyl.	120,65 mm
800039710000	793551-00-4	Piston ring set	Opel / Vauxhall 4 Cyl.	79,00 mm
800039740000	793551-00-4	Piston ring set	Opel / Vauxhall 4 Cyl.	80,50 mm
800039740050	793551-50-4	Piston ring set	Opel / Vauxhall 4 Cyl.	79,00 mm
800039910000	795123-00-2	Piston ring set	Volvo 2 Cyl.	120,65 mm
800039910000	795123-00-1	Piston ring set	Volvo 1 Cyl.	120,65 mm
800039911000	795123-00-2	Piston ring set	Volvo 2 Cyl.	120,65 mm
800039911000	795123-00-1	Piston ring set	Volvo 1 Cyl.	120,65 mm
800040320000	793541-00-2	Piston ring set	Daewoo / Opel / Vauxhall 2 Cyl.	79,50 mm
800040811000	795074-00-4	Piston ring set	Audi / Seat / Skoda / VW 4 Cyl.	81,00 mm
800040841000	795074-00-4	Piston ring set	Audi / Seat / Skoda / VW 4 Cyl.	81,00 mm
800042110000	795077-00-4	Piston ring set	Audi / Seat / Skoda / VW 4 Cyl.	76,50 mm
800042140000	795077-00-4	Piston ring set	Audi / Seat / Skoda / VW 4 Cyl.	76,50 mm
800042140050	795077-50-4	Piston ring set	Audi / Seat / Skoda / VW 4 Cyl.	77,00 mm
800042210000	795199-00-2	Piston ring set	Volvo 2 Cyl.	98,43 mm
800042310000	795601-00-2	Piston ring set	UTB 2 Cyl.	108,00 mm
800042310100	795601-10-2	Piston ring set	UTB 2 Cyl.	109,00 mm
800042410000	799714-00-4	Piston ring set	Toyota / VW 4 Cyl.	92,00 mm
800043411000	792012-00-1	Piston ring set	Fiat / New Holland 1 Cyl.	100,00 mm

**VERGLEICHNUMMERN  
CROSS-REFERENCE  
KS- SM**

Cross ref.	SM ref.:	Product Category	Manufacturer Type	Bore dia.
800043741000	792135-00-4	Piston ring set	Ford 4 Cyl.	76,00 mm
800043810000	793639-00-2	Piston ring set	Perkins 2 Cyl.	100,00 mm
800043940000	793755-00-4	Piston ring set	Citroen / Peugeot 4 Cyl.	75,00 mm
800044010000	790430-00-1	Piston ring set	RVI 1 Cyl.	123,00 mm
800044211000	791529-00-1	Piston ring set	KHD 1 Cyl.	100,00 mm
800044211050	791529-50-1	Piston ring set	KHD 1 Cyl.	100,50 mm
800044310000	793227-00-1	Piston ring set	MWM 1 Cyl.	93,00 mm
800044340000	795088-00-4	Piston ring set	VW 4 Cyl.	93,00 mm
800044410000	795142-00-1	Piston ring set	Volvo 1 Cyl.	131,00 mm
800044510000	793845-00-4	Piston ring set	Dacia / Nissan / Renault / Suzuki 4 Cyl.	76,00 mm
800044510050	793845-50-4	Piston ring set	Dacia / Nissan / Renault / Suzuki 4 Cyl.	76,50 mm
800044540000	793845-00-4	Piston ring set	Dacia / Nissan / Renault / Suzuki 4 Cyl.	76,00 mm
800044540050	793845-50-4	Piston ring set	Dacia / Nissan / Renault / Suzuki 4 Cyl.	76,50 mm
800044640050	793747-50-4	Piston ring set	Peugeot 4 Cyl.	92,50 mm
800044710000	795440-00-2	Piston ring set	Westinghouse 2 Cyl.	85,00 mm
800044710000	795440-00-1	Piston ring set	Westinghouse 1 Cyl.	85,00 mm
800044711000	795418-00-2	Piston ring set	Westinghouse 2 Cyl.	85,00 mm
800044711000	795418-00-1	Piston ring set	Westinghouse 1 Cyl.	85,00 mm
800044712000	795440-00-2	Piston ring set	Westinghouse 2 Cyl.	85,00 mm
800044712000	795440-00-1	Piston ring set	Westinghouse 1 Cyl.	85,00 mm
800044712100	795440-50-2	Piston ring set	Westinghouse 2 Cyl.	85,50 mm
800044810000	792162-00-4	Piston ring set	Ford / Mazda 4 Cyl.	83,00 mm
800044910000	792172-00-4	Piston ring set	Ford / Isuzu / Mazda / Volvo 4 Cyl.	87,50 mm
800044940000	792172-00-4	Piston ring set	Ford / Isuzu / Mazda / Volvo 4 Cyl.	87,50 mm
800045010000	795069-00-4	Piston ring set	Audi / Seat / Skoda / Volkswagen 4 Cyl.	81,00 mm
800045040000	795074-00-4	Piston ring set	Audi / Seat / Skoda / VW 4 Cyl.	81,00 mm
800045040050	795074-50-4	Piston ring set	Audi / VW 4 Cyl.	81,50 mm
800045110000	795150-00-1	Piston ring set	Volvo 1 Cyl.	104,77 mm
800045211000	795413-00-1	Piston ring set	Bosch / Scania 1 Cyl.	75,00 mm
800045211050	795413-50-1	Piston ring set	Bosch / Scania 1 Cyl.	75,50 mm
800045610000	795076-00-2	Piston ring set	Audi / VW 2 Cyl.	81,00 mm
800045620000	795076-00-2	Piston ring set	Audi / VW 2 Cyl.	81,00 mm
800045710000	795052-00-2	Piston ring set	Audi / Seat / Skoda / VW 2 Cyl.	82,50 mm
800045720000	795052-00-2	Piston ring set	Audi / Seat / Skoda / VW 2 Cyl.	82,50 mm
800045810000	791142-00-4	Piston ring set	Citroen / Peugeot / Fiat 4 Cyl.	82,20 mm
800045840000	791142-00-4	Piston ring set	Citroen / Peugeot / Fiat 4 Cyl.	82,20 mm
800045910000	793749-00-4	Piston ring set	Citroen/Fiat/Ford/Peugeot/Suzuki/Volvo 4 Cyl.	85,00 mm
800045910060	793749-60-4	Piston ring set	Citroen/Fiat/Ford/Peugeot/Suzuki/Volvo 4 Cyl.	85,60 mm
800046040000	793756-00-4	Piston ring set	Citroen / Ford / Peugeot / Toyota 4 Cyl.	73,70 mm
800046140000	799691-00-4	Piston ring set	Toyota 4 Cyl.	79,00 mm
800046210000	794012-00-2	Piston ring set	RVI 2 Cyl.	102,00 mm
800046410000	795140-00-2	Piston ring set	Volvo 2 Cyl.	120,65 mm
800046511000	793731-00-4	Piston ring set	Citroen / Fiat / Peugeot 4 Cyl.	86,00 mm
800047911000	798080-00-4	Piston ring set	Isuzu 4 Cyl.	95,40 mm
800048010000	791275-00-1	Piston ring set	Mercedes Benz 1 Cyl.	88,00 mm
800048010000	791089-00-1	Piston ring set	Mercedes Benz 1 Cyl.	88,00 mm
800048010000	791077-00-4	Piston ring set	Mercedes Benz 4 Cyl.	88,00 mm
800048010050	791089-50-1	Piston ring set	Mercedes Benz 1 Cyl.	88,50 mm
800048010050	791077-50-4	Piston ring set	Mercedes Benz 4 Cyl.	88,50 mm
800048910000	798529-00-4	Piston ring set	Mazda 4 Cyl.	86,00 mm
800048910050	798529-50-4	Piston ring set	Mazda 4 Cyl.	86,50 mm
800049110000	793562-00-4	Piston ring set	Citroen / Isuzu / Opel / Peugeot / Saab 4 Cyl.	86,00 mm
800049140000	793562-00-4	Piston ring set	Citroen / Isuzu / Opel / Peugeot / Saab 4 Cyl.	79,00 mm
800049240000	793548-00-4	Piston ring set	Daewoo / Opel 4 Cyl.	72,50 mm
800049240050	793548-50-4	Piston ring set	Daewoo / Opel 4 Cyl.	76,50 mm
800049811000	795085-00-4	Piston ring set	Audi / Seat / Skoda / VW 4 Cyl.	81,00 mm
800049910000	792091-00-4	Piston ring set	Citroen/Fiat/Opel/Peugeot/Renault/RVI 4 Cyl.	94,40 mm
800049940000	792091-00-4	Piston ring set	Citroen/Fiat/Opel/Peugeot/Renault/RVI 4 Cyl.	94,40 mm
800050110000	791512-00-1	Piston ring set	KHD 1 Cyl.	91,00 mm
800050210000	792098-00-4	Piston ring set	Fiat / Alfa / Lancia / Opel / Saab / Suzuki 4 Cyl.	82,00 mm
800050240000	792098-00-4	Piston ring set	Fiat / Alfa / Lancia / Opel / Saab / Suzuki 4 Cyl.	82,00 mm
800050410000	795130-00-1	Piston ring set	Volvo 1 Cyl.	104,77 mm
800050610000	793851-00-4	Piston ring set	Nissan / Opel / Renault / Vauxhall 4 Cyl.	89,00 mm
800050640000	793851-00-4	Piston ring set	Nissan / Opel / Renault / Vauxhall 4 Cyl.	89,00 mm
800050711000	795110-00-1	Piston ring set	Volvo 1 Cyl.	83,00 mm
800050741000	795110-00-1	Piston ring set	Volvo 1 Cyl.	83,00 mm
800050810000	790748-00-2	Piston ring set	BMW / VW 2 Cyl.	84,00 mm
800050840000	790748-00-2	Piston ring set	BMW / VW 2 Cyl.	84,00 mm

**VERGLEICHNUMMERN  
CROSS-REFERENCE  
KS- SM**

Cross ref.	SM ref.:	Product Category	Manufacturer Type	Bore dia.
800050940000	793752-00-4	Piston ring set	Citroen / Peugeot 4 Cyl.	78,50 mm
800051040000	793849-00-4	Piston ring set	Nissan / Opel / Renault / Vauxhall 4 Cyl.	87,00 mm
800051140000	792169-00-4	Piston ring set	Ford / BLMC / Rover 4 Cyl.	89,90 mm
800051210000	792084-00-4	Piston ring set	Fiat 4 Cyl.	70,80 mm
800051240000	792084-00-4	Piston ring set	Fiat 4 Cyl.	70,80 mm
800051310000	792083-00-4	Piston ring set	Fiat / Lancia 4 Cyl.	70,00 mm
800051340000	792083-00-4	Piston ring set	Fiat / Lancia 4 Cyl.	70,00 mm
800051410000	795096-00-4	Piston ring set	Seat / Skoda / VW 4 Cyl.	76,50 mm
800051440000	795096-00-4	Piston ring set	Seat / Skoda / VW 4 Cyl.	76,50 mm
800051520000	795086-00-6	Piston ring set	Audi / Skoda / VW 6 Cyl.	78,30 mm
800051540000	795086-00-6	Piston ring set	Audi / Skoda / VW 6 Cyl.	78,30 mm
800051610000	795078-00-1	Piston ring set	Audi / VW 1 Cyl.	79,50 mm
800051640000	795078-00-1	Piston ring set	Audi / VW 1 Cyl.	79,50 mm
800051710000	792075-00-2	Piston ring set	Fiat / Iveco 2 Cyl.	104,00 mm
800052010000	792153-00-4	Piston ring set	Ford 4 Cyl.	82,50 mm
800052040000	792153-00-4	Piston ring set	Ford 4 Cyl.	82,50 mm
800052140000	792103-00-4	Piston ring set	Ford 4 Cyl.	86,00 mm
800052310000	795403-00-1	Piston ring set	Westinghouse 1 Cyl.	90,00 mm
800052410000	793133-00-2	Piston ring set	MAN 2 Cyl.	108,00 mm
800052711000	791263-00-2	Piston ring set	Mercedes Benz 2 Cyl.	106,00 mm
800052810000	791270-00-1	Piston ring set	Mercedes Benz 1 Cyl.	128,00 mm
800052940000	793753-00-4	Piston ring set	Citroen / Peugeot 4 Cyl.	92,00 mm
800053010000	793841-00-4	Piston ring set	Dacia / Nissan / Renault 4 Cyl.	79,50 mm
800053010050	793841-50-4	Piston ring set	Dacia / Nissan / Renault 4 Cyl.	80,00 mm
800053040000	793841-00-4	Piston ring set	Dacia / Nissan / Renault 4 Cyl.	79,50 mm
800053140000	793844-00-4	Piston ring set	Renault 4 Cyl.	87,00 mm
800053740000	795079-00-4	Piston ring set	VW 4 Cyl.	67,10 mm
800053940000	795004-00-4	Piston ring set	VW 4 Cyl.	76,50 mm
800053940050	795004-50-4	Piston ring set	VW 4 Cyl.	77,00 mm
800054110000	795077-00-4	Piston ring set	Audi / Seat / Skoda / VW 4 Cyl.	76,50 mm
800054110050	795077-50-4	Piston ring set	Audi / Seat / Skoda / VW 4 Cyl.	77,00 mm
800054210000	792150-00-4	Piston ring set	Ford 4 Cyl.	76,00 mm
800054240000	792150-00-4	Piston ring set	Ford 4 Cyl.	76,00 mm
800054310000	793916-00-1	Piston ring set	Scania 1 Cyl.	127,00 mm
800054410000	791314-00-2	Piston ring set	DAF 2 Cyl.	102,00 mm
800054410000	790803-00-1	Piston ring set	Cummins 1 Cyl.	102,00 mm
800054510000	790816-00-1	Piston ring set	Cummins 1 Cyl.	114,00 mm
800054610000	795420-00-1	Piston ring set	Knorr 1 Cyl.	88,00 mm
800054710000	791257-00-4	Piston ring set	Mercedes Benz 4 Cyl.	83,00 mm
800054710000	791257-00-1	Piston ring set	Mercedes Benz 1 Cyl.	83,00 mm
800054810000	795429-00-1	Piston ring set	Air Compressor 1 Cyl.	100,00 mm
800054910000	793758-00-4	Piston ring set	Citroen/Fiat/Mazda/Mini/Peugeot/Suzuki/Volvo 4 Cyl	75,00 mm
800054940000	793758-00-4	Piston ring set	Citroen/Fiat/Mazda/Mini/Peugeot/Suzuki/Volvo 4 Cyl	75,00 mm
800055010000	790739-00-2	Piston ring set	BMW 2 Cyl.	82,00 mm
800055010000	790739-00-1	Piston ring set	BMW 1 Cyl.	82,00 mm
800055020000	790739-00-2	Piston ring set	BMW 2 Cyl.	82,00 mm
800055020000	790739-00-1	Piston ring set	BMW 1 Cyl.	82,00 mm
800055040000	790739-00-2	Piston ring set	BMW 2 Cyl.	82,00 mm
800055040000	790739-00-1	Piston ring set	BMW 1 Cyl.	82,00 mm
800055110000	792153-00-4	Piston ring set	Ford 4 Cyl.	82,50 mm
800055140000	792153-00-4	Piston ring set	Ford 4 Cyl.	82,50 mm
800055210000	791554-00-2	Piston ring set	KHD 2 Cyl.	98,00 mm
800055410000	793926-00-2	Piston ring set	Scania 2 Cyl.	115,00 mm
800055510000	791550-00-1	Piston ring set	KHD 1 Cyl.	102,00 mm
800055610000	792025-00-1	Piston ring set	Fiat 1 Cyl.	115,00 mm
800055810000	791256-00-2	Piston ring set	Mercedes Benz 2 Cyl.	83,00 mm
800055820000	791256-00-2	Piston ring set	Mercedes Benz 2 Cyl.	83,00 mm
800055910000	791271-00-2	Piston ring set	Mercedes Benz 2 Cyl.	102,00 mm
800056210000	792096-00-4	Piston ring set	Alfa Romeo /Fiat / Opel / Suzuki / Vauxhall 4 Cyl.	69,60 mm
800056210040	792096-40-4	Piston ring set	Alfa Romeo /Fiat / Opel / Suzuki / Vauxhall 4 Cyl.	70,00 mm
800056240000	792096-00-4	Piston ring set	Alfa Romeo /Fiat / Opel / Suzuki / Vauxhall 4 Cyl.	69,60 mm
800056310000	795420-00-1	Piston ring set	Knorr 1 Cyl.	88,00 mm
800056510000	793601-00-1	Piston ring set	Perkins 1Cyl.	86,00 mm
800056640000	790736-00-4	Piston ring set	BMW 4 Cyl.	85,00 mm
800056710000	793823-00-4	Piston ring set	Nissan / Renault 4 Cyl.	69,00 mm
800056740000	793823-00-4	Piston ring set	Nissan / Renault 4 Cyl.	69,00 mm
800056810000	791270-00-1	Piston ring set	Mercedes Benz 1 Cyl.	128,00 mm
800057110000	793854-00-4	Piston ring set	Nissan / Opel / Renault / Vauxhall 4 Cyl.	84,00 mm

**VERGLEICHNUMMERN  
CROSS-REFERENCE  
KS- SM**

Cross ref.	SM ref.:	Product Category	Manufacturer Type	Bore dia.
800057140000	793854-00-4	Piston ring set	Nissan / Opel / Renault / Vauxhall 4 Cyl.	84,00 mm
800057310000	791569-00-2	Piston ring set	KHD 2 Cyl.	101,00 mm
800057710000	794207-00-4	Piston ring set	Skoda 4 Cyl.	75,50 mm
800057740000	794207-00-4	Piston ring set	Skoda 4 Cyl.	75,50 mm
800057810000	792007-00-4	Piston ring set	Fiat / Mitsubishi / Peugeot 4 Cyl.	95,80 mm
800057910000	795152-00-1	Piston ring set	Volvo 1 Cyl.	83,00 mm
800058610000	795159-00-1	Piston ring set	Volvo 1 Cyl.	120,00 mm
800058910000	791322-00-1	Piston ring set	DAF 1 Cyl.	118,00 mm
800059210000	793751-00-4	Piston ring set	Citroen / Peugeot 4 Cyl.	85,00 mm
800059510000	793222-00-1	Piston ring set	MWM 1 Cyl.	132,00 mm
800070310000	792031-00-1	Piston ring set	Fiat 1 Cyl.	125,00 mm
800070410000	792034-00-1	Piston ring set	Iveco 1 Cyl.	135,00 mm
800070510000	795080-00-4	Piston ring set	Audi / VW 4 Cyl.	81,00 mm
800070540000	795080-00-4	Piston ring set	Audi / VW 4 Cyl.	81,00 mm
800070610000	795158-00-2	Piston ring set	Volvo 2 Cyl.	107,00 mm
800070710000	792008-00-4	Piston ring set	Fiat 4 Cyl.	88,00 mm
800070910000	793547-00-1	Piston ring set	Opel 1 Cyl.	81,60 mm
800071010000	793556-00-1	Piston ring set	Daewoo / Opel / Suzuki / Vauxhall 1 Cyl.	86,00 mm
800071110000	791314-00-2	Piston ring set	DAF 2 Cyl.	102,00 mm
800071110000	790803-00-1	Piston ring set	Cummins 1 Cyl.	102,00 mm
800071210000	791531-00-1	Piston ring set	KHD / RVI / Volvo 1 Cyl.	108,00 mm
800071520000	792068-00-4	Piston ring set	Citroen / Fiat / Ford / Jaguar / Peugeot 4 Cyl.	86,00 mm
800071540000	792068-00-4	Piston ring set	Citroen / Fiat / Ford / Jaguar / Peugeot 4 Cyl.	86,00 mm
800071610000	793147-00-1	Piston ring set	MAN 1 Cyl.	120,00 mm
800071710000	793145-00-1	Piston ring set	MAN 1 Cyl.	128,00 mm
800071810000	793517-00-4	Piston ring set	Chervolet / Opel / Vauxhall 4 Cyl.	75,00 mm
800072010000	793559-00-4	Piston ring set	Opel / Vauxhall 4 Cyl.	73,40 mm
800072210000	791285-00-1	Piston ring set	Mercedes Benz 1 Cyl.	130,00 mm
800072510000	795020-00-4	Piston ring set	Audi / Seat / Skoda / Volkswagen 4 Cyl.	79,50 mm
800072610000	792098-00-4	Piston ring set	Fiat / Alfa / Lancia / Opel / Saab / Suzuki 4 Cyl.	82,00 mm
800072710000	795098-00-4	Piston ring set	Audi / Mitsubishi / Seat / Skoda / VW 4 Cyl.	81,00 mm
800072710025	795098-25-4	Piston ring set	Audi / Mitsubishi / Seat / Skoda / VW 4 Cyl.	81,25 mm
800072710050	795098-50-4	Piston ring set	Audi / Mitsubishi / Seat / Skoda / VW 4 Cyl.	81,50 mm
800072810000	793141-00-1	Piston ring set	MAN 1 Cyl.	126,00 mm
800072910000	795177-00-1	Piston ring set	Volvo 1 Cyl.	144,00 mm
800073210000	791560-00-1	Piston ring set	KHD 1 Cyl.	94,00 mm
800073310000	795096-00-4	Piston ring set	Seat / Skoda / VW 4 Cyl.	76,50 mm
800073410000	791275-00-1	Piston ring set	Mercedes Benz 1 Cyl.	88,00 mm
800073510000	790748-00-2	Piston ring set	BMW / VW 2 Cyl.	84,00 mm
800073520000	790748-00-2	Piston ring set	BMW / VW 2 Cyl.	84,00 mm
800073610000	790745-00-4	Piston ring set	BMW 4 Cyl.	77,00 mm
800073810000	795057-00-2	Piston ring set	Audi / Seat / Skoda / Volkswagen 2 Cyl.	82,50 mm
800073810025	795057-25-2	Piston ring set	Audi / Seat / Skoda / Volkswagen 2 Cyl.	82,75 mm
800073810050	795057-50-2	Piston ring set	Audi / Seat / Skoda / Volkswagen 2 Cyl.	83,00 mm
800073910000	795009-00-5	Piston ring set	Audi / Volvo /Volkswagen 5 Cyl.	81,00 mm
800074010000	792021-00-2	Piston ring set	Fiat 2 Cyl.	104,00 mm
800074210000	792525-00-1	Piston ring set	Hatz 1 Cyl.	90,00 mm
800074510000	791143-00-4	Piston ring set	Citroen/Nissan/Opel/Peugeot/Renault/Vauxhall 4 Cyl	82,70 mm
800074610000	791277-00-4	Piston ring set	Mercedes Benz 4 Cyl.	83,00 mm
800074810000	793804-00-4	Piston ring set	Opel / Renault / Vauxhall 4 Cyl.	85,00 mm
800074810050	793804-50-4	Piston ring set	Opel / Renault / Vauxhall 4 Cyl.	85,50 mm
800075110000	793133-00-2	Piston ring set	MAN 2 Cyl.	108,00 mm
800075210000	792068-00-4	Piston ring set	Citroen / Fiat / Ford / Jaguar / Peugeot 4 Cyl.	86,00 mm
800075710000	795161-00-1	Piston ring set	RVI / Volvo 1 Cyl.	131,00 mm
800076010000	790815-00-2	Piston ring set	Cummins / DAF / Ford 2 Cyl.	107,00 mm
800076010050	790815-50-2	Piston ring set	Cummins / DAF / Ford 2 Cyl.	107,50 mm
800077510000	795059-00-4	Piston ring set	Audi / Seat / Skoda / Volkswagen 4 Cyl.	82,50 mm
800077510050	795059-50-4	Piston ring set	Audi / Seat / Skoda / Volkswagen 4 Cyl.	83,00 mm
800077610000	791527-00-1	Piston ring set	KHD 1 Cyl.	94,00 mm
800077810000	792037-00-1	Piston ring set	Fiat / Iveco 1 Cyl.	135,00 mm
800077910000	792019-00-1	Piston ring set	Fiat 1 Cyl.	125,00 mm
800078010000	792189-00-1	Piston ring set	Ford 1 Cyl.	111,80 mm
800078610000	793639-00-2	Piston ring set	Perkins 2 Cyl.	100,00 mm
800079010000	795003-00-4	Piston ring set	VW 4 Cyl.	76,50 mm
800079010050	795003-50-4	Piston ring set	VW 4 Cyl.	77,00 mm
800079310000	793128-00-1	Piston ring set	MAN 1 Cyl.	120,00 mm
800101710000	791316-00-1	Piston ring set	DAF 1 Cyl.	130,00 mm
800108310000	793928-00-1	Piston ring set	Scania 1 Cyl.	130,00 mm



**VERGLEICHNUMMERN  
CROSS-REFERENCE  
KS- SM**

Cross ref.	SM ref.:	Product Category	Manufacturer Type	Bore dia.
800108510000	791014-00-1	Piston ring set	Mercedes Benz 1 Cyl.	125,00 mm
800108810000	791278-00-1	Piston ring set	Detroit Diesel / Mercedes Benz 1 Cyl.	132,00 mm
800108910000	790419-00-1	Piston ring set	RVI / Volvo 1 Cyl.	123,00 mm
800109010000	793770-00-4	Piston ring set	Citroen / Ford / Peugeot / Toyota / Volvo 4 Cyl.	75,00 mm
800109210000	791323-00-1	Piston ring set	DAF / Tatra / VDL 1 Cyl.	130,00 mm
800109410000	793148-00-1	Piston ring set	MAN 1 Cyl.	126,00 mm
800110010000	793145-00-1	Piston ring set	MAN 1 Cyl.	128,00 mm
800110110000	790756-00-4	Piston ring set	BMW 4 Cyl.	84,00 mm
800110110050	790756-50-4	Piston ring set	BMW 4 Cyl.	84,50 mm
800110410000	799191-00-4	Piston ring set	Nissan 4 Cyl.	89,00 mm
800110510000	793771-00-4	Piston ring set	Fiat / Citroen / Peugeot 4 Cyl.	85,00 mm
800111010000	798960-00-4	Piston ring set	Nissan 4 Cyl.	96,00 mm
800111610000	795021-00-4	Piston ring set	Audi / Seat / Skoda / Volkswagen 4 Cyl.	81,00 mm
800111611000	795021-00-4	Piston ring set	Audi / Seat / Skoda / Volkswagen 4 Cyl.	81,00 mm
800112010000	792071-00-4	Piston ring set	Alfa Romeo/Citroen/Daewoo/Fiat/Lancia/Opel 4 Cyl.	69,60 mm
800112510000	791402-00-4	Piston ring set	Daewoo / Chevrolet / Renault 4 Cyl.	68,50 mm
800112510000	791402-00-3	Piston ring set	Daewoo / Chevrolet / Renault 3 Cyl.	68,50 mm
800112610000	791401-00-3	Piston ring set	Chevrolet / Daewoo 3 Cyl.	68,50 mm
800112710000	795370-00-4	Piston ring set	Hyundai / Kia 4 Cyl.	67,00 mm
800113810000	795065-00-4	Piston ring set	Audi / Seat / Skoda / VW 4 Cyl.	82,50 mm
800113810050	795065-50-4	Piston ring set	Audi / Seat / Skoda / VW 4 Cyl.	83,00 mm
800114110000	795012-00-4	Piston ring set	Audi / Seat / Skoda / VW 4 Cyl.	71,00 mm
800114110050	795012-50-4	Piston ring set	Audi / Seat / Skoda / VW 4 Cyl.	71,50 mm
800114111000	795012-00-4	Piston ring set	Audi / Seat / Skoda / VW 4 Cyl.	71,00 mm
800114111050	795012-50-4	Piston ring set	Audi / Seat / Skoda / VW 4 Cyl.	71,50 mm
800114210000	791284-00-4	Piston ring set	Mercedes Benz 4 Cyl.	83,00 mm
800115310000	795022-00-4	Piston ring set	Audi / Seat / Skoda / Volkswagen 4 Cyl.	79,50 mm
800115410000	792086-00-4	Piston ring set	Fiat / Iveco 4 Cyl.	88,00 mm
800115510000	790812-00-4	Piston ring set	Cummins/Ford/Foton/GAZ/Huanghai/Joylong 4 Cyl.	94,00 mm
800115810000	790759-00-2	Piston ring set	BMW 2 Cyl.	84,00 mm
800115910000	793775-00-4	Piston ring set	Citroen / Peugeot 4 Cyl.	77,00 mm
800115910000	790755-00-4	Piston ring set	BMW / Mini 4 Cyl.	77,00 mm
800116010000	793822-00-4	Piston ring set	Fiat/Mercedes/Nissan/Opel/Renault/Vauxhall 4 Cyl.	80,00 mm
800116010050	793822-50-4	Piston ring set	Fiat/Mercedes/Nissan/Opel/Renault/Vauxhall 4 Cyl.	80,50 mm
800116210000	795101-00-5	Piston ring set	Volvo 5 Cyl.	81,00 mm
800116410000	795109-00-5	Piston ring set	Volvo 5 Cyl.	81,00 mm
800116510000	795050-00-4	Piston ring set	VW / Seat / Skoda 4 Cyl.	76,50 mm
800116710000	791413-00-4	Piston ring set	Chevrolet / Opel / Vauxhall 4 Cyl.	72,50 mm
800117110000	792610-00-3	Piston ring set	Hyundai 3 Cyl.	83,00 mm
800117110000	792610-00-1	Piston ring set	Hyundai / Kia 1 Cyl.	83,00 mm
800117110050	792610-50-1	Piston ring set	Hyundai / Kia 1 Cyl.	83,50 mm
800117810000	791120-00-4	Piston ring set	Citroen/ Ford/ Jaguar/ Mitsubishi/ Peugeot 4 Cyl.	85,00 mm
800118010000	792481-00-4	Piston ring set	Hyundai / Kia 4 Cyl.	91,00 mm
800118110000	792036-00-1	Piston ring set	Iveco 1 Cyl.	128,00 mm
800118410000	790752-00-2	Piston ring set	BMW 2 Cyl.	84,00 mm
800118510000	790432-00-1	Piston ring set	RVI 1 Cyl.	123,00 mm
800118710000	792115-00-4	Piston ring set	Citroen / Ford / Opel / Peugeot / Vauxhall 4 Cyl.	75,00 mm
800118911000	792470-00-4	Piston ring set	Hyundai 4 Cyl.	77,00 mm
800119010000	795063-00-4	Piston ring set	Audi / Seat / Skoda / VW 4 Cyl.	74,50 mm
80011921000	795061-00-4	Piston ring set	Audi / Seat / Skoda / Volkswagen 4 Cyl.	74,50 mm
800120910000	791098-00-4	Piston ring set	Mercedes Benz 4 Cyl.	82,00 mm
800121010000	791272-00-4	Piston ring set	Mercedes Benz 4 Cyl.	82,00 mm
800121310000	792177-00-3	Piston ring set	Ford 3 Cyl.	71,90 mm
800121410000	790739-00-2	Piston ring set	BMW 2 Cyl.	82,00 mm
800121410000	790739-00-1	Piston ring set	BMW 1 Cyl.	82,00 mm
800121610000	791258-00-2	Piston ring set	Mercedes Benz 2 Cyl.	82,00 mm
800122310000	790751-00-4	Piston ring set	BMW 4 Cyl.	89,00 mm
800122710000	792181-00-4	Piston ring set	Ford 4 Cyl.	79,00 mm
800123410000	795028-00-2	Piston ring set	Audi / VW 2 Cyl.	83,00 mm
800133610000	793825-00-1	Piston ring set	Dacia/Mercedes Benz/Nissan/Renault/Smart 1 Cyl.	72,20 mm
800141310000	792493-00-4	Piston ring set	Hyundai / Kia 4 Cyl.	71,00 mm
88031110	953821-1	Cylinder liner	RVI	135,00 mm
88034110	953815-1	Cylinder liner	RVI	120,00 mm
88100110	951518-4	Cylinder liner	KHD	95,00 mm
88319190	952002-4	Cylinder liner	Fiat	semi mm
88355190	953604-1	Cylinder liner	Perkins	semi mm
88356110	953603-1	Cylinder liner	Perkins	98,48 mm
88363190	953606-1	Cylinder liner	Perkins	semi mm

**VERGLEICHNUMMERN**  
**CROSS-REFERENCE**  
**KS- SM**

Cross ref.	SM ref.:	Product Category	Manufacturer Type	Bore dia.
88384110	953842-4	Cylinder liner	DAF / Renault / Volvo	70,00 mm
88402110	953902-1	Cylinder liner	Scania	115,00 mm
88414110	953905-2	Cylinder liner with seal set	Scania	127,00 mm
88414110	953905-1	Cylinder liner	Scania	127,00 mm
88476110	955112-1	Cylinder liner	Volvo	120,65 mm
88492110	952701-4	Cylinder liner	IHC	88,90 mm
88510110	953708-1	Cylinder liner	Peugeot	90,00 mm
88524110	953715-4	Cylinder liner	Peugeot	88,00 mm
88526190	951025-4	Cylinder liner	Mercedes Benz	semi mm
88530190	951063-4	Cylinder liner	Mercedes Benz	semi mm
88544110	953843-4	Cylinder liner	Dacia / DAF / Renault / Volvo	73,00 mm
88547110	951301-1	Cylinder liner	DAF	104,17 mm
88553110	955601-1	Cylinder liner	UTB	108,00 mm
88562110	951507-1	Cylinder liner	KHD (145)	120,00 mm
88568110	953912-1	Cylinder liner	Scania	127,00 mm
88587190	953608-1	Cylinder liner	Fiat / Iveco / Massey-Ferguson / Perkins	semi mm
88588190	951026-4	Cylinder liner	Mercedes Benz	semi mm
88589110	953724-4	Cylinder liner	Caterpillar / Citroen / Fiat / Iveco / Peugeot	88,00 mm
88593190	952015-1	Cylinder liner	Fiat	semi mm
88600110	952068-1	Cylinder liner	Fiat / Iveco	137,00 mm
88602110	955144-2	Cylinder liner with seal set	Volvo	105,57 mm
88602110	955144-1	Cylinder liner	Volvo	105,57 mm
88605110	954008-1	Cylinder liner	RVI	98,00 mm
88624110	951302-1	Cylinder liner	DAF	118,00 mm
88631190	952003-1	Cylinder liner	Fiat	semi mm
88634110	953725-4	Cylinder liner	Citroen / Fiat / Iveco / Peugeot	84,00 mm
88635190	953301-1	Cylinder liner	MWM	semi mm
88640110	951303-1	Cylinder liner	DAF	130,00 mm
88669110	955094-1	Cylinder liner	Volkswagen	94,00 mm
88681190	951061-4	Cylinder liner	Mercedes Benz	semi mm
88684110	951503-1	Cylinder liner	KHD	102,00 mm
88827110	952067-1	Cylinder liner	Fiat / Iveco	110,00 mm
88853110	953101-1	Cylinder liner	MAN	121,00 mm
88865110	953138-1	Cylinder liner	MAN / RVI	108,00 mm
88868110	955105-2	Cylinder liner with seal set	Volvo	104,775 mm
88868110	955105-1	Cylinder liner	Volvo	104,775 mm
88869190	951035-1	Cylinder liner	Mercedes Benz	semi mm
88871110	953123-1	Cylinder liner	MAN / RVI	semi mm
88888110	953845-4	Cylinder liner	Renault	79,00 mm
88891150	952702-1	Cylinder liner	IHC	98,425mm
88892150	952703-1	Cylinder liner	IHC	98,425mm
89002190	952121-1	Cylinder liner	Ford / Fordson / New Holland	semi mm
89005110	951502-1	Cylinder liner	KHD	100,00 mm
89016110	955102-2	Cylinder liner with seal set	Volvo	98,43 mm
89016110	955102-1	Cylinder liner	Volvo	98,43 mm
89022190	953602-1	Cylinder liner	Perkins	semi mm
89024110	952053-1	Cylinder liner	Fiat/ Iveco	115,00 mm
89027110	953723-4	Cylinder liner	Peugeot	78,00 mm
89030110	951505-1	Cylinder liner	KHD (150)	125,00 mm
89033190	953703-4	Cylinder liner	Peugeot	semi mm
89048190	953511-4	Cylinder liner	Opel	semi mm
89049190	955070-4	Cylinder liner	Volkswagen	semi mm
89054110	953129-2	Cylinder liner with seal set	MAN	125,00 mm
89054110	953129-1	Cylinder liner	MAN	125,00 mm
89056110	953125-2	Cylinder liner with seal set	MAN	125,00 mm
89056110	953125-1	Cylinder liner	MAN	125,00 mm
89060110	953844-4	Cylinder liner	Renault / Volvo	76,00 mm
89069190	951067-10-1	Cylinder liner	Mercedes Benz	semi mm
89070110	953818-1	Cylinder liner	RVI	98,00 mm
89073190	953710-4	Cylinder liner	Citroen / Fiat / Iveco / Peugeot / Talbot	semi mm
89077110	953819-2	Cylinder liner with seal set	RVI	120,00 mm
89077110	953819-1	Cylinder liner	RVI	120,00 mm
89078110	954010-2	Cylinder liner with seal set	RVI	120,00 mm
89078110	954010-1	Cylinder liner	RVI	120,00 mm
89080190	952011-1	Cylinder liner	Fiat / Iveco	semi mm
89084110	955113-1	Cylinder liner	Volvo	130,18 mm
89085110	953811-1	Cylinder liner	RVI	135,00 mm
89087110	955116-2	Cylinder liner with seal set	Volvo	120,64 mm

**VERGLEICHSNUMMERN  
CROSS-REFERENCE  
KS- SM**

Cross ref.	SM ref.:	Product Category	Manufacturer Type	Bore dia.
89087110	955116-1	Cylinder liner	Volvo	120,64 mm
89088110	953901-2	Cylinder liner with seal set	Scania	115,00 mm
89088110	953901-1	Cylinder liner	Scania	115,00 mm
89092110	953136-1	Cylinder liner	MAN	128,00 mm
89161190	953510-4	Cylinder liner	Bedford / Opel / Vauxhall	semi mm
89163190	955010-4	Cylinder liner	Volkswagen	semi mm
89173110	953816-1	Cylinder liner	RVI	102,00 mm
89177190	951067-1	Cylinder liner	Mercedes Benz	semi mm
89178190	951030-1	Cylinder liner	Mercedes Benz	semi mm
89180110	951046-2	Cylinder liner with seal set	Mercedes Benz	128,00 mm
89180110	951046-1	Cylinder liner	Mercedes Benz	128,00 mm
89181110	951043-2	Cylinder liner with seal set	Mercedes Benz	125,00 mm
89181110	951043-1	Cylinder liner	Mercedes Benz	125,00 mm
89182110	955502-1	Cylinder liner	Steyr	100,00 mm
89183190	952001-1	Cylinder liner	Fiat	semi mm
89184190	953702-4	Cylinder liner	Citroen / Peugeot	semi mm
89186110	953130-2	Cylinder liner with seal set	MAN	128,00 mm
89186110	953130-1	Cylinder liner	MAN	128,00 mm
89192110	951056-2	Cylinder liner with seal set	Mercedes Benz	125,00 mm
89192110	951056-1	Cylinder liner	Mercedes Benz	125,00 mm
89193190	951040-4	Cylinder liner	Mercedes Benz	semi mm
89194110	953712-4	Cylinder liner	Peugeot	72,00 mm
89196110	951038-1	Cylinder liner	Mercedes Benz / MAN	90,00 mm
89197110	953303-1	Cylinder liner	MWM	105,00 mm
89301110	953717-4	Cylinder liner	Peugeot	83,00 mm
89303110	950912-1	Cylinder liner	Caterpillar	120,65 mm
89307110	950916-1	Cylinder liner	Caterpillar	146,05 mm
89309110	953809-4	Cylinder liner	Renault	86,00 mm
89316190	953701-4	Cylinder liner	Citroen / Peugeot	semi mm
89317190	952014-1	Cylinder liner	Fiat / Iveco	semi mm
89318190	953804-4	Cylinder liner	Renault	semi mm
89326190	952004-1	Cylinder liner	Fiat	semi mm
89328110	955121-2	Cylinder liner with seal set	Volvo	130,18 mm
89328110	955121-1	Cylinder liner	Volvo	130,18 mm
89334110	953807-4	Cylinder liner	Renault	88,00 mm
89335110	953302-2	Cylinder liner with seal set	MWM / Fendt	105,00 mm
89335110	953302-1	Cylinder liner	MWM / Fendt	105,00 mm
89342190	951022-4	Cylinder liner	Mercedes Benz	semi
89352110	955103-2	Cylinder liner with seal set	Volvo	98,43 mm
89352110	955103-1	Cylinder liner	Volvo	98,43 mm
89367110	953910-1	Cylinder liner	Scania	127,00 mm
89370110	955104-2	Cylinder liner with seal set	Volvo	104,775 mm
89370110	955104-1	Cylinder liner	Volvo	104,775 mm
89380110	951045-2	Cylinder liner with seal set	Mercedes Benz	125,00 mm
89380110	951045-1	Cylinder liner	Mercedes Benz	125,00 mm
89384110	951506-1	Cylinder liner	KHD (154)	125,00 mm
89385110	953903-2	Cylinder liner with seal set	Scania	115,00 mm
89385110	953903-1	Cylinder liner	Scania	115,00 mm
89387110	955501-1	Cylinder liner	Steyr / Sinotruk / Weichai	126,00 mm
89389110	951044-2	Cylinder liner with seal set	Mercedes Benz	128,00 mm
89389110	951044-1	Cylinder liner	Mercedes Benz	128,00 mm
89390110	951092-2	Cylinder liner with seal set	Mercedes Benz	128,00 mm
89390110	951092-1	Cylinder liner	Mercedes Benz	128,00 mm
89396110	951062-2	Cylinder liner with seal set	Mercedes Benz	130,00 mm
89396110	951062-1	Cylinder liner	Mercedes Benz	130,00 mm
89399110	955114-1	Cylinder liner	Volvo	130,18 mm
89403110	951010-1	Cylinder liner	Kompressor / Mercedes Benz	94,00 mm
89409110	951553-2	Cylinder liner with seal set	KHD	108,00 mm
89409110	951553-1	Cylinder liner	KHD	108,00 mm
89411110	953913-2	Cylinder liner with seal set	Scania	127,00 mm
89411110	953913-1	Cylinder liner	Scania	127,00 mm
89417110	952013-1	Cylinder liner	Fiat / Iveco	120,00 mm
89420110	953810-1	Cylinder liner	RVI	120,00 mm
89423110	951511-1	Cylinder liner	KHD	91,00 mm
89427110	955110-2	Cylinder liner with seal set	Volvo	120,65 mm
89427110	955110-1	Cylinder liner	Volvo	120,65 mm
89429190	951070-4	Cylinder liner	Mercedes Benz	semi mm
89431110	955118-1	Cylinder liner	Volvo	120,65 mm

**VERGLEICHSNUMMERN  
CROSS-REFERENCE  
KS- SM**

Cross ref.	SM ref.:	Product Category	Manufacturer Type	Bore dia.
89432190	953509-4	Cylinder liner	Opel	semi mm
89433190	951033-1	Cylinder liner	Mercedes Benz	semi mm
89434190	955008-4	Cylinder liner	Volkswagen	semi mm
89438110	953727-4	Cylinder liner	Citroen / Peugeot	70,00 mm
89439110	953914-1	Cylinder liner	Scania	127,00 mm
89440110	951037-1	Cylinder liner	Mercedes Benz / MAN	90,00 mm
89441110	954009-1	Cylinder liner	RVI	102,00 mm
89443110	951560-1	Cylinder liner	KHD	132,00 mm
89447110	951512-1	Cylinder liner	KHD	94,00 mm
89448110	953846-4	Cylinder liner	Renault	75,80 mm
89449190	959001-1	Cylinder liner	Ford / Nissan	semi mm
89451110	953812-1	Cylinder liner	RVI	135,00 mm
89452110	951036-1	Cylinder liner	Mercedes Benz / MAN	100,00 mm
89456190	951071-4	Cylinder liner	Mercedes Benz	semi mm
89460110	955133-1	Cylinder liner	Volvo	131,00 mm
89464110	954012-2	Cylinder liner with seal set	RVI	102,00 mm
89464110	954012-1	Cylinder liner	RVI	102,00 mm
89464110	954012-1	Cylinder liner	RVI	102,00 mm
89465110	953111-1	Cylinder liner	MAN	121,00 mm
89470110	953137-1	Cylinder liner	MAN	108,00 mm
89473110	951093-1	Cylinder liner	Mercedes Benz	130,00 mm
89494110	951509-1	Cylinder liner	KHD	102,00 mm
89495110	951508-1	Cylinder liner	KHD	100,00 mm
89496110	951504-1	Cylinder liner	KHD	102,00 mm
89497110	953915-2	Cylinder liner with seal set	Scania	127,00 mm
89497110	953915-1	Cylinder liner	Scania	127,00 mm
89501110	951305-1	Cylinder liner	DAF	118,00 mm
89513190	951096-1	Cylinder liner	Mercedes Benz	semi mm
89527190	953612-1	Cylinder liner	Perkins	semi mm
89529110	951090-1	Cylinder liner	Kompressor MAN / Mercedes Benz	100,00 mm
89530110	951094-1	Cylinder Liner	Mercedes Benz	130,00 mm
89532110	955163-2	Cylinder liner	Volvo	120,64 mm
89532110	955163-1	Cylinder liner	Volvo	120,64 mm
89537110	951091-1	Cylinder liner	Kompressor MAN / Mercedes Benz	100,00 mm
89540110	953907-2	Cylinder liner with seal set	Scania	127,00 mm
89540110	953907-1	Cylinder liner	Scania	127,00 mm
89541110	953916-2	Cylinder liner with seal set	Scania	127,00 mm
89541110	953916-1	Cylinder liner	Scania	127,00 mm
89549110	955124-1	Cylinder liner	Volvo	130,18 mm
89561110	955109-2	Cylinder liner with seal set	Volvo	104,775 mm
89561110	955109-1	Cylinder liner	Volvo	104,775 mm
89563110	951064-2	Cylinder liner with seal set	Mercedes Benz	128,00 mm
89563110	951064-1	Cylinder liner	Mercedes Benz	128,00 mm
89564110	955135-2	Cylinder liner with seal set	Volvo	104,775 mm
89564110	955135-1	Cylinder liner	Volvo	104,775 mm
89568110	953814-2	Cylinder liner with seal set	RVI	120,00 mm
89568110	953814-1	Cylinder liner	RVI	120,00 mm
89570110	955111-2	Cylinder liner with seal set	Volvo	104,775 mm
89570110	955111-1	Cylinder Liner	Volvo	104,775 mm
89584110	953705-4	Cylinder liner	Peugeot / Citroen	75,00 mm
89585110	955132-2	Cylinder liner with seal set	Volvo	104,775 mm
89585110	955132-1	Cylinder liner	Volvo	104,775 mm
89588110	953817-1	Cylinder liner	RVI	123,00 mm
89591110	952069-1	Cylinder liner	Fiat / Iveco	137,00 mm
89592190	953707-4	Cylinder liner	Citroen / Fiat / Iveco / Peugeot	semi mm
89593110	955134-1	Cylinder liner	Volvo	131,00 mm
89594110	951095-2	Cylinder liner with seal set	Mercedes Benz	130,00 mm
89594110	951095-1	Cylinder liner	Mercedes Benz	130,00 mm
89595110	953132-2	Cylinder liner with seal set	MAN	128,00 mm
89595110	953132-1	Cylinder liner	MAN	128,00 mm
89608190	952017-1	Cylinder liner	Fiat	semi mm
89735110	950801-2	Cylinder liner with seal set	Cummins	114,00 mm
89735110	950801-1	Cylinder liner	Cummins	114,00 mm
89816110	953147-2	Cylinder liner with seal set	MAN	120,00 mm
89816110	953147-1	Cylinder liner	MAN	120,00 mm
89820110	955106-1	Cylinder liner	Volvo	98,43 mm
89826110	955143-1	Cylinder liner	Volvo	120,00 mm
89831110	952008-1	Cylinder liner	Fiat / Iveco	135,00 mm

**VERGLEICHNUMMERN  
CROSS-REFERENCE  
KS- SM**

Cross ref.	SM ref.:	Product Category	Manufacturer Type	Bore dia.
89832110	952009-1	Cylinder liner	Fiat / Iveco	115,00 mm
89833110	950832-1	Cylinder liner	Cummins	139,70 mm
89834110	952010-1	Cylinder liner	Fiat / Iveco	125,00 mm
89839110	955165-2	Cylinder liner	Volvo	107,00 mm
89839110	955165-1	Cylinder liner	Volvo	107,00 mm
89844110	953911-2	Cylinder liner with seal set	Scania	115,00 mm
89844110	953911-1	Cylinder liner	Scania	115,00 mm
89846110	951097-1	Cylinder liner	Mercedes Benz	130,00 mm
89856111	953103-2	Cylinder liner with seal set	MAN / Neoplan	126,00 mm
89856111	953103-1	Cylinder liners	MAN / Neoplan	126,00 mm
89861110	951304-2	Cylinder liner with seal set	DAF	130,00 mm
89861110	951304-1	Cylinder liner	DAF	130,00 mm
89862110	955142-2	Cylinder liner with seal set	KHD / RVI / Volvo	108,00 mm
89862110	955142-1	Cylinder liner	KHD / RVI / Volvo	108,00 mm
89866190	951059-4	Cylinder liner	Mercedes Benz	semi mm
89867110	951098-2	Cylinder liner with seal set	Mercedes-Benz	128,00 mm
89867110	951098-1	Cylinder liner	Mercedes-Benz	128,00 mm
89868110	955164-1	Cylinder liner	Volvo	144,00 mm
89869110	953150-1	Cylinder liner	MAN / Neoplan	128,00 mm
89878110	951094-1	Cylinder Liner	Mercedes Benz	130,00 mm
89879110	951095-1	Cylinder liner	Mercedes Benz	130,00 mm
89881110	953906-1	Cylinder liner	Scania	127,00 mm
89886110	955162-2	Cylinder liner with seal set	Volvo / Renault	131,00 mm
89886110	955162-1	Cylinder liner	Volvo / Renault	131,00 mm
89891110	951528-1	Cylinder liner	KHD/ Volvo	98,00 mm
89893110	953920-1	Cylinder liner	Scania	127,00 mm
89897110	953401-2	Cylinder liner with seal set	John Deere	106,50 mm
89897110	953401-1	Cylinder liner	John Deere	106,50 mm
89900110	952008-1	Cylinder liner	Fiat / Iveco	135,00 mm
89902110	951553-2	Cylinder liner with seal set	KHD	108,00 mm
89908110	953919-2	Cylinder liner with seal set	Scania	130,00 mm
89908110	953919-1	Cylinder liner	Scania	130,00 mm
89911110	953918-2	Cylinder liner with seal set	Scania	130,00 mm
89911110	953918-1	Cylinder liner	Scania	130,00 mm
89916110	951001-2	Cylinder liner with seal set	Mercedes Benz	132,00 mm
89916110	951001-1	Cylinder liner	Mercedes Benz	132,00 mm
89920110	953104-1	Cylinder liners	MAN	126,00 mm
89923110	951003-1	Cylinder liner	Mercedes Benz	125,00 mm
89924110	951306-1	Cylinder liner	DAF	130,00 mm
89925110	951307-1	Cylinder liner	DAF	130,00 mm
89929110	952016-1	Cylinder liner	Iveco	128,00 mm
89939110	953918-2	Cylinder liner with seal set	Scania	130,00 mm
89939110	953918-1	Cylinder liner	Scania	130,00 mm
89953110	951002-2	Cylinder liner with seal set	Mercedes Benz	132,00 mm
89953110	951002-1	Cylinder liner	Mercedes Benz	132,00 mm
90004620	805085-50-1	Piston	Audi / VW	83,01 mm
90016600	801042-00-1	Piston	Mercedes Benz	87,00 mm
90016620	801042-50-1	Piston	Mercedes Benz	87,50 mm
90048600	803140-00-1	Piston	MAN	108,00 mm
90048961	813137-1	Assembly	MAN	108,00 mm
90081600	805120-00-1	Piston	Volvo	130,18 mm
90093600	803302-00-1	Piston	MWM	105,00 mm
90093960	813302-2	Assembly	MWM	105,00 mm
90095600	802503-00-1	Piston	Hatz	102,00 mm
90112600	801302-00-1	Piston	DAF	118,00 mm
90112960	811302-1	Assembly	DAF	118,00 mm
90158700	802015-00-1	Piston	Fiat	104,00 mm
90220602	801048-00-1	Piston	Mercedes Benz	128,00 mm
90220960	811086-2	Assembly	Mercedes Benz	128,00 mm
90220962	811048-2	Assembly	Mercedes Benz	128,00 mm
90221600	803903-00-1	Piston	Scania	115,00 mm
90221962	813903-2	Assembly	Scania	115,00 mm
90224600	803902-00-1	Piston	Scania	115,00 mm
90224961	813902-2	Assembly	Scania	115,00 mm
90257960	815130-2	Assembly	Volvo	130,18 mm
90274750	801032-50-1	Piston	Mercedes Benz	98,50 mm
90274800	801031-00-1	Piston	Mercedes Benz	97,00 mm
90274830	801031-50-1	Piston	Mercedes Benz	97,50 mm

**VERGLEICHNUMMERN  
CROSS-REFERENCE  
KS- SM**

Cross ref.	SM ref.:	Product Category	Manufacturer Type	Bore dia.
90274840	801032-00-1	Piston	Mercedes Benz	98,00 mm
90278600	801063-00-1	Piston	Mercedes Benz	75,00 mm
90278610	801063-50-1	Piston	Mercedes Benz	75,50 mm
90278630	801063-10-1	Piston	Mercedes Benz	76,00 mm
90278640	801063-15-1	Piston	Mercedes Benz	76,50 mm
90334600	803130-00-1	Piston	MAN	128,00 mm
90334960	813130-2	Assembly	MAN	128,00 mm
90336600	803131-00-1	Piston	MAN	128,00 mm
90337600	803132-00-1	Piston	MAN	128,00 mm
90354600	803701-00-1	Piston	Citroen / Peugeot / Rover	80,00 mm
90358600	801518-00-1	Piston	KHD	95,00 mm
90358960	811518-4	Assembly	KHD	95,00 mm
90382700	803753-00-1	Piston	Citroen/ Peugeot	83,00 mm
90382970	813753-4	Assembly	Citroen / Peugeot	83,00 mm
90429600	800724-00-1	Piston	BMW	84,00 mm
90436600	803809-00-1	Piston	Renault	86,00 mm
90436960	813809-1	Assembly	Renault	86,00 mm
90451700	802001-00-1	Piston	Fiat / Zastava	65,00 mm
90451720	802001-40-1	Piston	Fiat / Zastava	65,40 mm
90451720	802001-40-1	Piston	Fiat / Zastava	65,40 mm
90451730	802001-60-1	Piston	Fiat / Zastava	65,60 mm
90468800	803806-00-1	Piston	Renault	78,00 mm
90468820	803806-50-1	Piston	Renault	78,50 mm
90555605	803511-00-1	Piston	Opel	79,00 mm
90559600	802502-00-1	Piston	Hatz	100,00 mm
90578600	803138-00-1	Piston	MAN	128,00 mm
90578960	813139-2	Assembly	MAN	128,00 mm
90583600	803134-00-1	Piston	MAN	128,00 mm
90583960	813134-2	Assembly	MAN	128,00 mm
90593600	801092-00-1	Piston	Mercedes Benz	128,00 mm
90593962	811092-2	Assembly	Mercedes Benz	128,00 mm
90613600	802037-00-1	Piston	Fiat	82,60 mm
90614600	801062-00-1	Piston	Mercedes Benz	130,00 mm
90614960	811062-2	Assembly	Mercedes Benz	130,00 mm
90628600	802501-00-1	Piston	Hatz	85,00 mm
90654600	802049-00-1	Piston	Fiat / Iveco	103,00 mm
90669600	801503-00-1	Piston	KHD	102,00 mm
90669610	801503-50-1	Piston	KHD	102,50 mm
90669960	811503-1	Assembly	KHD	102,00 mm
90669963	811510-1	Assembly	KHD	102,00 mm
90681600	802012-00-1	Piston	Fiat	93,00 mm
90694600	802047-00-1	Piston	Fiat / Iveco	137,00 mm
90712600	803914-00-1	Piston	Scania	127,00 mm
90712960	813916-2	Assembly	Scania	127,00 mm
90712961	813915-2	Assembly	Scania	127,00 mm
907326	805076-50-1	Piston	Volkswagen	77,01 mm
907326	805076-10-1	Piston	Volkswagen	77,51 mm
90732600	805076-00-1	Piston	Volkswagen	76,51 mm
90732610	805077-50-1	Piston	Volkswagen	77,01 mm
90732620	805077-10-1	Piston	Volkswagen	77,51 mm
90737600	803913-00-1	Piston	Scania	127,00 mm
90737961	813913-2	Assembly	Scania	127,00 mm
90738600	803904-00-1	Piston	Scania	115,00 mm
90738700	803904-00-1	Piston	Scania	115,00 mm
90738960	813905-2	Assembly	Scania	115,00 mm
90738971	813908-2	Assembly	Scania	115,00 mm
90741600	805104-00-1	Piston	Volvo	104,775 mm
90741961	815104-2	Assembly	Volvo	104,775 mm
90747600	803819-00-1	Piston	RVI	120,00 mm
90747960	813819-2	Assembly	RVI	120,00 mm
90759600	803910-00-1	Piston	Scania	127,00 mm
90759961	813910-2	Assembly	Scania	127,00 mm
90769600	802703-00-1	Piston	IHC	98,425mm
90769960	812703-2	Assembly	IHC	98,425mm
90843600	801037-00-1	Piston	Mercedes Benz	90,00 mm
90843960	811038-1	Assembly	Mercedes Benz / MAN	90,00 mm
90843961	811037-1	Assembly	Mercedes Benz / MAN	90,00 mm
90843962	811037-1	Assembly	Mercedes Benz / MAN	90,00 mm

**VERGLEICHNUMMERN  
CROSS-REFERENCE  
KS- SM**

Cross ref.	SM ref.:	Product Category	Manufacturer Type	Bore dia.
90858600	803509-00-1	Piston	Opel / Vauxhall	82,50 mm
90858610	803509-50-1	Piston	Opel / Vauxhall	83,00 mm
90864600	800726-00-1	Piston	BMW	84,00 mm
90864630	800726-50-1	Piston	BMW	84,50 mm
90870601	805147-00-1	Piston	Volvo	130,18 mm
90870960	815147-2	Assembly	Volvo	130,18 mm
90924600	805114-00-1	Piston	Volvo	130,18 mm
90924960	815114-2	Assembly	Volvo	130,18 mm
90924960	815114-1	Assembly	Volvo	130,18 mm
90937600	802040-00-1	Piston	Iveco	104,00 mm
90941600	802038-00-1	Piston	Iveco	104,00 mm
90946600	803917-00-1	Piston	Scania	127,00 mm
90946960	813917-2	Assembly	Scania	127,00 mm
90947700	800412-00-1	Piston	RVI	135,03 mm
90947971	813814-1	Assembly	RVI	135,00 mm
91017600	803720-00-1	Piston	Peugeot	83,00 mm
91017960	813720-4	Assembly	Peugeot	83,00 mm
91118600	803611-00-1	Piston	Perkins	98,48 mm
91130600	803606-00-1	Piston	Perkins	91,48 mm
91130700	803606-00-1	Piston	Perkins	91,48 mm
91229600	803905-00-1	Piston	Scania	127,00 mm
91229960	813914-2	Assembly	Scania	127,00 mm
91237600	801094-00-1	Piston	Mercedes Benz	128,00 mm
91237960	811094-2	Assembly	Mercedes Benz	128,00 mm
91260600	801511-00-1	Piston	KHD	91,00 mm
91260620	801511-50-1	Piston	KHD	91,50 mm
91313600	803707-00-1	Piston	Peugeot	92,00 mm
91313610	803707-50-1	Piston	Peugeot	92,50 mm
91313700	803707-00-1	Piston	Peugeot	92,00 mm
91353600	805105-00-1	Piston	Volvo	104,775 mm
91353960	815105-2	Assembly	Volvo	104,775 mm
91359600	805112-00-1	Piston	Volvo	120,65 mm
91359960	815112-2	Assembly	Volvo	120,65 mm
91367600	805405-00-1	Piston	Westinghouse	75,00 mm
91372600	801070-00-1	Piston	Mercedes Benz / Ssang Yong	89,00 mm
91372610	801070-70-1	Piston	Mercedes Benz / Ssang Yong	89,70 mm
91372620	801070-50-1	Piston	Mercedes Benz / Ssang Yong	89,50 mm
91386600	805009-00-1	Piston	Volkswagen	79,51 mm
91386620	805009-50-1	Piston	Volkswagen	80,01 mm
91386630	805009-10-1	Piston	Volkswagen	80,51 mm
91388600	803727-00-1	Piston	Citroen / Peugeot	70,00 mm
91388960	813727-4	Assembly	Citroen / Peugeot	70,00 mm
91395600	801501-00-1	Piston	KHD	100,00 mm
91395610	801501-50-1	Piston	KHD	100,50 mm
91395620	801501-10-1	Piston	KHD	101,00 mm
91395961	811501-1	Assembly	KHD	100,00 mm
91405600	803906-00-1	Piston	Scania	127,00 mm
91405960	813906-2	Assembly	Scania	127,00 mm
91415600	802701-00-1	Piston	IHC	88,90 mm
91429600	805008-00-1	Piston	Volkswagen	79,51 mm
91429620	805008-50-1	Piston	Volkswagen	80,01 mm
91429630	805008-10-1	Piston	Volkswagen	80,51 mm
91430600	801020-00-1	Piston	Mercedes Benz	87,00 mm
91430610	801020-50-1	Piston	Mercedes Benz	87,50 mm
91430630	801020-10-1	Piston	Mercedes Benz	88,00 mm
91467960	811095-2	Assembly	Mercedes Benz	128,00 mm
91476600	802043-00-1	Piston	Fiat / UTB	95,00 mm
91513600	805085-00-1	Piston	Audi / VW	82,51 mm
91532600	805087-00-1	Piston	Audi / VW	82,51 mm
91532620	805087-50-1	Piston	Audi / VW	83,01 mm
91550600	801068-00-1	Piston	Mercedes Benz	97,50 mm
91571600	801301-00-1	Piston	DAF	104,175 mm
91571960	811301-1	Assembly	DAF	104,17 mm
91587600	802007-00-1	Piston	Fiat / Iveco / Zastava	80,00 mm
91587610	802007-20-1	Piston	Fiat / Iveco / Zastava	80,20 mm
91587620	802007-40-1	Piston	Fiat / Iveco / Zastava	80,40 mm
91587630	802007-60-1	Piston	Fiat / Iveco / Zastava	80,60 mm
91587640	802007-80-1	Piston	Fiat / Iveco / Zastava	80,80 mm

**VERGLEICHNUMMERN  
CROSS-REFERENCE  
KS- SM**

Cross ref.	SM ref.:	Product Category	Manufacturer Type	Bore dia.
91587650	802007-10-1	Piston	Fiat / Iveco / Zastava	81,00 mm
91620600	801096-00-1	Piston	Mercedes Benz	130,00 mm
91620960	811096-2	Assembly	Mercedes Benz	130,00 mm
91639600	803916-00-1	Piston	Scania	127,00 mm
91639960	813918-2	Assembly	Scania	127,00 mm
91639961	813921-2	Assembly	Scania	127,00 mm
91650970	813843-4	Assembly	Dacia / DAF / Renault / Volvo	73,00 mm
91663960	815601-2	Assembly	UTB	108,00 mm
91683700	803810-00-1	Piston	RVI	120,00 mm
91683971	813813-2	Assembly	RVI	120,00 mm
91780600	802103-00-1	Piston	Ford	82,51 mm
91780610	802103-50-1	Piston	Ford	83,00 mm
91790600	802504-00-1	Piston	Hatz	102,00 mm
91820600	801022-00-1	Piston	Mercedes Benz	89,00 mm
91820610	801022-50-1	Piston	Mercedes Benz	89,50 mm
91820620	801022-10-1	Piston	Mercedes Benz	90,00 mm
91855600	801036-00-1	Piston	Mercedes Benz	87,00 mm
91912600	801025-00-1	Piston	Mercedes Benz	89,00 mm
91912610	801025-50-1	Piston	Mercedes Benz	89,50 mm
91912620	801025-10-1	Piston	Mercedes Benz	90,00 mm
92006600	803807-00-1	Piston	Renault	80,00 mm
92006620	803807-50-1	Piston	Renault	80,50 mm
92006800	803807-00-1	Piston	Renault	80,00 mm
92006820	803807-50-1	Piston	Renault	80,50 mm
92085600	803601-00-1	Piston	Perkins	98,48 mm
92085960	813601-1	Assembly	Perkins	98,48 mm
92144800	803604-00-1	Piston	Perkins	101,05 mm
92189600	802102-00-1	Piston	Ford	93,67 mm
92189610	802102-65-1	Piston	Ford	94,32 mm
92228600	805022-00-1	Piston	Volkswagen	75,01 mm
92228620	805022-50-1	Piston	Volkswagen	75,51 mm
92231600	802010-00-1	Piston	Fiat	82,60 mm
92237960	811504-1	Assembly	KHD	102,00 mm
92241601	801090-00-1	Piston	Mercedes Benz	89,91 mm
92241611	801090-25-1	Piston	Mercedes Benz	90,16 mm
92256600	801029-00-1	Piston	Mercedes Benz	89,91 mm
92256620	801029-50-1	Piston	Mercedes Benz	90,41 mm
92292600	802003-00-1	Piston	Fiat	80,50 mm
92306600	801044-00-1	Piston	Mercedes Benz	125,00 mm
92306963	811044-2	Assembly	Mercedes Benz	125,00 mm
92306965	811044-2	Assembly	Mercedes Benz	125,00 mm
92309600	802801-00-1	Piston	Lada	76,00 mm
92309610	802801-40-1	Piston	Lada	76,40 mm
92309630	802801-80-1	Piston	Lada	76,80 mm
92317600	802006-00-1	Piston	Citroen / Fiat	86,40 mm
92317700	802006-00-1	Piston	Citroen / Fiat	86,40 mm
92329970	802050-00-1	Piston	Iveco	137,00 mm
92334800	801509-00-1	Piston	KHD	120,00 mm
92334980	811570-1	Assembly	KHD	120,00 mm
92336960	813126-2	Assembly	MAN	125,00 mm
92396600	802105-00-1	Piston	Ford	73,97 mm
92396610	802105-50-1	Piston	Ford	74,50 mm
92396620	802105-10-1	Piston	Ford	75,00 mm
92409700	803725-00-1	Piston	Citroen / Fiat / Iveco / Peugeot	84,00 mm
92409970	813725-4	Assembly	Citroen / Fiat / Iveco / Peugeot	84,00 mm
92472600	802017-00-1	Piston	Fiat	80,00 mm
92488600	802067-00-1	Piston	Fiat / Iveco	110,00 mm
92499700	804009-00-1	Piston	RVI	102,00 mm
92499960	814009-1	Assembly	RVI	102,00 mm
92502600	803815-00-1	Piston	RVI	120,00 mm
92502960	813815-1	Assembly	RVI	120,00 mm
92525600	801069-00-1	Piston	Mercedes Benz	97,50 mm
92525700	801069-00-1	Piston	Mercedes Benz	97,50 mm
92533600	805124-00-1	Piston	Volvo	130,18 mm
92581600	801072-00-1	Piston	Mercedes Benz	97,00 mm
92581610	801072-50-1	Piston	Mercedes Benz	97,50 mm
92581620	801072-10-1	Piston	Mercedes Benz	98,00 mm
92582600	801049-00-1	Piston	Mercedes Benz	128,00 mm



**VERGLEICHNUMMERN  
CROSS-REFERENCE  
KS- SM**

Cross ref.	SM ref.:	Product Category	Manufacturer Type	Bore dia.
92582610	801049-50-1	Piston	Mercedes Benz	128,50 mm
92582620	801049-10-1	Piston	Mercedes Benz	129,00 mm
92598600	803704-00-1	Piston	Peugeot	94,00 mm
92598620	803704-40-1	Piston	Peugeot	94,40 mm
92598630	803704-10-1	Piston	Peugeot	95,00 mm
92598640	803704-60-1	Piston	Peugeot	94,60 mm
92628600	802014-00-1	Piston	Fiat	100,00 mm
92656600	803126-00-1	Piston	MAN	125,00 mm
92656960	813126-2	Assembly	MAN	125,00 mm
92658600	802505-00-1	Piston	Hatz	82,00 mm
92666600	803149-00-1	Piston	MAN	108,00 mm
92666960	813138-1	Assembly	MAN	108,00 mm
92721600	803708-00-1	Piston	Peugeot	90,00 mm
92721960	813708-1	Assembly	Peugeot	90,00 mm
92767600	803123-00-1	Piston	MAN	123,00 mm
92767960	813123-1	Assembly	MAN	123,00 mm
92774600	803603-00-1	Piston	Perkins	98,48 mm
92774962	813603-1	Assembly	Perkins	98,48 mm
92791600	803715-00-1	Piston	Peugeot	88,00 mm
92791960	813715-1	Assembly	Peugeot	88,00 mm
92792610	801036-50-1	Piston	Mercedes Benz	87,50 mm
92792630	801036-10-1	Piston	Mercedes Benz	88,00 mm
92800600	801074-00-1	Piston	Mercedes Benz	91,00 mm
92800620	801027-50-1	Piston	Mercedes Benz	91,50 mm
92800630	801027-00-1	Piston	Mercedes Benz	90,90 mm
92800640	801027-70-1	Piston	Mercedes Benz	91,70 mm
92815600	801502-00-1	Piston	KHD	100,00 mm
92815960	811502-1	Assembly	KHD	100,00 mm
92824600	803127-00-1	Piston	MAN	125,00 mm
92824960	813127-2	Assembly	MAN	125,00 mm
92827600	805108-00-1	Piston	Volvo	104,775 mm
92827960	815108-2	Assembly	Volvo	104,775 mm
92835604	802104-00-1	Piston	Ford	73,97 mm
92863600	800411-00-1	Piston	RVI	135,00 mm
928639600	810411-1	Assembly	RVI	135,00 mm
92935700	804011-00-1	Piston	RVI	102,00 mm
92952600	802702-00-1	Piston	IHC	98,425mm
92952960	812702-2	Assembly	IHC	98,425mm
92985600	800720-00-1	Piston	BMW	80,00 mm
92985630	800720-50-1	Piston	BMW	80,50 mm
92986600	803121-00-1	Piston	MAN	121,00 mm
92986960	813121-1	Assembly	MAN	121,00 mm
92989600	803151-00-1	Piston	MAN / RABA / Saviem	121,00 mm
93028600	801303-00-1	Piston	DAF	118,00 mm
93028960	811303-1	Assembly	DAF	118,00 mm
93045600	803301-00-1	Piston	MWM	105,00 mm
93052600	801304-00-1	Piston	DAF	130,00 mm
93052960	811304-1	Assembly	DAF	130,00 mm
93061600	803303-00-1	Piston	MWM	105,00 mm
93085600	805070-00-1	Piston	Volkswagen	76,51 mm
93085610	805070-50-1	Piston	Volkswagen	77,01 mm
93085620	805070-10-1	Piston	Volkswagen	77,51 mm
93098600	805002-00-1	Piston	Volkswagen	76,51 mm
93152600	803901-00-1	Piston	Scania	115,00 mm
93152961	813901-2	Assembly	Scania	115,00 mm
93166600	805106-00-1	Piston	Volvo	104,775 mm
93166960	815106-2	Assembly	Volvo	104,775 mm
93171600	801097-00-1	Piston	Mercedes Benz	128,00 mm
93173600	805144-00-1	Piston	Volvo	105,57 mm
93173960	815144-2	Assembly	Volvo	105,57 mm
93178600	800914-00-1	Piston	Caterpillar	120,65 mm
93178961	810914-1	Assembly	Caterpillar	120,65 mm
93179600	803128-00-1	Piston	MAN	125,00 mm
93179960	813128-2	Assembly	MAN	125,00 mm
93192600	805502-00-1	Piston	Steyr	100,00 mm
93224600	801507-00-1	Piston	KHD	125,00 mm
93224960	811511-1	Assembly	KHD	125,00 mm
93224961	811512-1	Assembly	KHD	125,00 mm

**VERGLEICHNUMMERN  
CROSS-REFERENCE  
KS- SM**

Cross ref.	SM ref.:	Product Category	Manufacturer Type	Bore dia.
93231600	801057-00-1	Piston	Mercedes Benz	125,00 mm
93231960	811057-2	Assembly	Mercedes Benz	125,00 mm
93239600	802803-00-1	Piston	Lada	79,00 mm
93239620	802803-40-1	Piston	Lada	79,40 mm
93239640	802803-80-1	Piston	Lada	79,80 mm
93249600	805115-00-1	Piston	Volvo	130,18 mm
93249960	815115-2	Assembly	Volvo	130,18 mm
93250600	805124-00-1	Piston	Volvo	130,18 mm
93250960	815124-2	Assembly	Volvo	130,18 mm
93260600	805010-00-1	Piston	Volkswagen	76,51 mm
93260610	805010-50-1	Piston	Volkswagen	77,01 mm
93260620	805010-10-1	Piston	Volkswagen	77,51 mm
93267600	803610-00-1	Piston	Perkins	100,00 mm
93272600	803723-00-1	Piston	Peugeot	78,00 mm
93272960	813723-4	Assembly	Peugeot	78,00 mm
93274600	803103-00-1	Piston	MAN	125,00 mm
93274960	813103-2	Assembly	MAN	125,00 mm
93279600	802004-00-1	Piston	Fiat	84,00 mm
93279620	802004-40-1	Piston	Fiat	84,40 mm
93279630	802004-60-1	Piston	Fiat	84,60 mm
93285610	801018-50-1	Piston	Mercedes Benz	85,50 mm
93298600	801058-00-1	Piston	Mercedes Benz	125,00 mm
93298962	811058-2	Assembly	Mercedes Benz	125,00 mm
93313600	800916-00-1	Piston	Caterpillar	146,05 mm
93313961	810916-2	Assembly	Caterpillar	146,05 mm
93316600	803728-00-1	Piston	Citroen / Fiat / Peugeot	88,00 mm
93316700	803724-00-1	Piston	Citroen / Fiat / Peugeot	88,00 mm
93316960	813728-4	Assembly	Citroen / Fiat / Peugeot	88,00 mm
93316970	813728-4	Assembly	Citroen / Fiat / Peugeot	88,00 mm
93332600	801045-00-1	Piston	Mercedes Benz	125,00 mm
93332962	811083-2	Assembly	Mercedes Benz	125,00 mm
93332962	811045-2	Assembly	Mercedes Benz	125,00 mm
93334600	805116-00-1	Piston	Volvo	120,64 mm
93334960	815116-2	Assembly	Volvo	120,65 mm
93334961	815129-2	Assembly	Volvo	120,65 mm
93337600	801506-00-1	Piston	KHD	125,00 mm
93337960	811506-1	Assembly	KHD	125,00 mm
93343600	801026-00-1	Piston	Mercedes Benz	87,00 mm
93343620	801026-50-1	Piston	Mercedes Benz	87,50 mm
93369700	805113-00-1	Piston	Volvo	130,18 mm
93369970	815113-2	Assembly	Volvo	130,18 mm
93369971	815121-2	Assembly	Volvo	130,18 mm
93378600	802052-00-1	Piston	Fiat	93,00 mm
93394600	804010-00-1	Piston	RVI	120,00mm
93394700	804010-00-1	Piston	RVI	120,00mm
93394960	814010-2	Assembly	RVI	120,00 mm
93394970	814010-2	Assembly	RVI	120,00 mm
93398600	803911-00-1	Piston	Scania	127,00 mm
93398961	813911-2	Assembly	Scania	127,00 mm
93399600	803907-00-1	Piston	Scania	127,00 mm
93435600	800722-00-1	Piston	BMW	80,00 mm
93435630	800722-50-1	Piston	BMW	80,50 mm
93444600	801061-00-1	Piston	Mercedes Benz	90,90 mm
93444620	801061-50-1	Piston	Mercedes Benz	91,50 mm
93444630	801061-70-1	Piston	Mercedes Benz	91,70 mm
93471600	805122-00-1	Piston	Volvo	92,00 mm
93472600	801514-00-1	Piston	KHD	100,00 mm
93474600	805102-00-1	Piston	Volvo	98,43 mm
93474700	805102-00-1	Piston	Volvo	98,43 mm
93474960	815102-2	Assembly	Volvo	98,43 mm
93474961	815103-2	Assembly	Volvo	98,43 mm
93484602	801046-00-1	Piston	Mercedes Benz	128,00 mm
93484962	811046-2	Assembly	Mercedes Benz	128,00 mm
93484964	811084-2	Assembly	Mercedes Benz	128,00 mm
93485600	801047-00-1	Piston	Mercedes Benz	128,00 mm
93485962	811085-2	Assembly	Mercedes Benz	128,00 mm
93485964	811047-2	Assembly	Mercedes Benz	128,00 mm
93497600	802056-00-1	Piston	Fiat	76,00 mm

**VERGLEICHNUMMERN  
CROSS-REFERENCE  
KS- SM**

Cross ref.	SM ref.:	Product Category	Manufacturer Type	Bore dia.
93504700	803820-00-1	Piston	RVI	135,00 mm
93504970	813820-1	Assembly	RVI	135,00 mm
93504971	813821-1	Assembly	RVI	135,00 mm
93521600	804008-00-1	Piston	RVI	98,00 mm
93523700	803824-00-1	Piston	Renault	86,00 mm
93532600	805501-00-1	Piston	Steyr / Sinotruk / Weichai	126,00 mm
93535600	801520-00-1	Piston	KHD	100,00 mm
93535961	811520-1	Assembly	KHD	100,00 mm
93541630	805012-50-1	Piston	Volkswagen	77,01 mm
93541640	805012-10-1	Piston	Volkswagen	77,51 mm
93552600	803125-00-1	Piston	MAN	125,00 mm
93552960	813125-2	Assembly	MAN	125,00 mm
93568600	801035-00-1	Piston	Mercedes Benz	128,00 mm
93568620	801035-50-1	Piston	Mercedes Benz	128,50 mm
93568630	801035-10-1	Piston	Mercedes Benz	129,00 mm
93568700	801035-00-1	Piston	Mercedes Benz	128,00 mm
93568720	801035-50-1	Piston	Mercedes Benz	128,50 mm
93568730	801035-10-1	Piston	Mercedes Benz	129,00 mm
93578600	803501-00-1	Piston	Opel	80,00 mm
93578610	803501-50-1	Piston	Opel	80,50 mm
93578620	803501-10-1	Piston	Opel	81,00 mm
93585602	801056-00-1	Piston	Mercedes Benz	125,00 mm
93585962	811056-2	Assembly	Mercedes Benz	125,00 mm
93588600	802802-00-1	Piston	Lada	76,00 mm
93588630	802802-80-1	Piston	Lada	76,80 mm
93608600	803718-00-1	Piston	Peugeot	94,00 mm
93611600	800912-00-1	Piston	Caterpillar	120,65 mm
93611961	810912-1	Assembly	Caterpillar	120,65 mm
93613700	801023-00-1	Piston	Mercedes Benz	89,00 mm
93613710	801023-50-1	Piston	Mercedes Benz	89,50 mm
93613720	801023-10-1	Piston	Mercedes Benz	90,00 mm
93625600	803706-00-1	Piston	Peugeot	94,00 mm
93625620	803706-40-1	Piston	Peugeot	94,40 mm
93648600	803703-00-1	Piston	Citroen / Peugeot	83,00 mm
93648700	803703-00-1	Piston	Citroen / Peugeot	83,00 mm
93648710	803703-50-1	Piston	Citroen / Peugeot	83,50 mm
93648720	803703-80-1	Piston	Citroen / Peugeot	83,80 mm
93660600	805117-00-1	Piston	Volvo	120,65 mm
93660961	815117-2	Assembly	Volvo	120,65 mm
93672600	802804-00-1	Piston	Lada	82,00 mm
93672610	802804-40-1	Piston	Lada	82,40 mm
93672630	802804-80-1	Piston	Lada	82,80 mm
93673600	801024-00-1	Piston	Mercedes Benz	89,00 mm
93673610	801024-50-1	Piston	Mercedes Benz	89,50 mm
93677600	801081-00-1	Piston	Mercedes Benz	89,00 mm
93695700	803842-00-1	Piston	DAF / Renault / Volvo	70,00 mm
93695970	813842-4	Assembly	DAF / Renault / Volvo	70,00 mm
93696600	803844-00-1	Piston	Renault / Volvo	76,00 mm
93696700	803844-00-1	Piston	Renault / Volvo	76,00 mm
93696960	813844-4	Assembly	Renault / Volvo	76,00 mm
93696970	813844-4	Assembly	Renault / Volvo	76,00 mm
93697600	803845-00-1	Piston	Renault	79,00 mm
93697960	813845-4	Assembly	Renault	79,00 mm
93734600	805110-00-1	Piston	Volvo	120,65 mm
93734961	815110-2	Assembly	Volvo	120,65 mm
93741600	801505-00-1	Piston	KHD	102,00 mm
93741610	801505-50-1	Piston	KHD	102,50 mm
93741960	811504-1	Assembly	KHD	102,00 mm
93741961	811509-1	Assembly	KHD	102,00 mm
93750600	801033-00-1	Piston	Mercedes Benz	97,00 mm
93750610	801033-50-1	Piston	Mercedes Benz	97,50 mm
93750620	801033-10-1	Piston	Mercedes Benz	98,00 mm
93751600	805107-00-1	Piston	Volvo	104,775 mm
93751960	815107-2	Assembly	Volvo	104,775 mm
93783800	803805-00-1	Piston	Renault	78,00 mm
93783820	803805-50-1	Piston	Renault	78,50 mm
93783980	813805-4	Assembly	Renault	78,00 mm
93784700	803702-00-1	Piston	Citroen / Peugeot	80,00 mm

**VERGLEICHNUMMERN  
CROSS-REFERENCE  
KS- SM**

Cross ref.	SM ref.:	Product Category	Manufacturer Type	Bore dia.
93784720	803702-50-1	Piston	Citroen / Peugeot	80,50 mm
93784730	803702-80-1	Piston	Citroen / Peugeot	80,80 mm
93801600	803602-00-1	Piston	Perkins	98,48 mm
93801962	813602-1	Assembly	Perkins	98,48 mm
93810600	801013-00-1	Piston	Mercedes Benz	88,50 mm
93810610	801013-50-1	Piston	Mercedes Benz	89,00 mm
93813600	802114-00-1	Piston	Ford	111,76 mm
93825600	805084-00-1	Piston	Audi / VW	81,01 mm
93825620	805084-50-1	Piston	Audi / VW	81,51 mm
93828604	802107-00-1	Piston	Ford	77,25 mm
93828620	802107-50-1	Piston	Ford	77,75 mm
93831600	801066-00-1	Piston	Mercedes Benz	97,50 mm
93831606	801066-00-1	Piston	Mercedes Benz	97,50 mm
93831610	801066-50-1	Piston	Mercedes Benz	98,00 mm
93844700	803716-00-1	Piston	Citroen / Fiat / Peugeot / Talbot	93,00 mm
93844700	803716-50-1	Piston	Citroen / Fiat / Peugeot / Talbot	93,50 mm
93845600	801082-00-1	Piston	Mercedes Benz	89,00 mm
93858600	802209-00-1	Piston	Fordson / New Holland	111,76 mm
93868600	803504-00-1	Piston	Opel	75,00 mm
93868610	803504-50-1	Piston	Opel	75,50 mm
93872600	805082-00-1	Piston	Audi / VW	81,01 mm
93872620	805082-50-1	Piston	Audi / VW	81,51 mm
93875600	805081-00-1	Piston	Audi / VW	81,01 mm
93876600	805081-00-1	Piston	Audi / VW	81,01 mm
93876620	805081-50-1	Piston	Audi / VW	81,51 mm
93882600	801075-00-1	Piston	Mercedes Benz	97,00 mm
93882630	801075-50-1	Piston	Mercedes Benz	97,50 mm
93882640	801075-10-1	Piston	Mercedes Benz	98,00 mm
93883600	802011-00-1	Piston	Fiat	93,00 mm
93896600	805023-00-1	Piston	Volkswagen	75,01 mm
93896620	805023-50-1	Piston	Volkswagen	75,51 mm
93921600	805007-00-1	Piston	Volkswagen	79,51 mm
93921620	805007-50-1	Piston	Volkswagen	80,01 mm
93921630	805007-10-1	Piston	Volkswagen	80,51 mm
93928600	805080-00-1	Piston	Audi / VW	81,01 mm
93928620	805080-50-1	Piston	Audi / VW	81,51 mm
93932700	803814-00-1	Piston	RVI	120,00 mm
93938600	803912-00-1	Piston	Scania	127,00 mm
93938960	813912-2	Assembly	Scania	127,00 mm
93951600	801078-00-1	Piston	Mercedes Benz	97,50 mm
93951610	801078-50-1	Piston	Mercedes Benz	98,00 mm
93956600	803502-00-1	Piston	Opel	92,00 mm
93956610	803502-50-1	Piston	Opel	92,50 mm
93956620	803502-10-1	Piston	Opel	93,00 mm
93987700	803813-00-1	Piston	RVI	135,00 mm
93987961	813810-1	Assembly	RVI	135,00 mm
93991960	811305-1	Assembly	DAF	130,00 mm
94037600	801010-00-1	Piston	Kompressor / Mercedes Benz	94,00 mm
94037960	811010-1	Assembly	Kompressor / Mercedes Benz	94,00 mm
94061600	805401-00-1	Piston	Air Compressor	75,00 mm
94061700	805401-00-1	Piston	Air Compressor	75,00 mm
94084600	805420-00-1	Piston	Knorr Bremssystem	88,00 mm
94285600	801018-00-1	Piston	Mercedes Benz	85,00 mm
94294600	801018-00-1	Piston	Mercedes Benz	85,00 mm
94294610	801018-50-1	Piston	Mercedes Benz	85,50 mm
94328600	801091-00-1	Piston	Mercedes Benz	89,90 mm
94328610	801091-25-1	Piston	Mercedes Benz	90,15 mm
94328620	801091-50-1	Piston	Mercedes Benz	90,40 mm
94330610	801073-50-1	Piston	Mercedes Benz	87,50 mm
94331600	801050-00-1	Piston	Mercedes Benz	128,00 mm
94331960	811050-2	Assembly	Mercedes Benz	128,00 mm
94333600	801076-00-1	Piston	Mercedes Benz	97,50 mm
94348600	802002-00-1	Piston	Fiat	70,00 mm
94348620	802002-40-1	Piston	Fiat	70,40 mm
94351600	803750-00-1	Piston	Citroen / Fiat / Peugeot	83,00 mm
94351700	803750-00-1	Piston	Citroen / Fiat / Peugeot	83,00 mm
94351960	813750-4	Assembly	Citroen / Peugeot	83,00 mm
94351970	813750-4	Assembly	Citroen / Peugeot	83,00 mm

**VERGLEICHNUMMERN  
CROSS-REFERENCE  
KS- SM**

Cross ref.	SM ref.:	Product Category	Manufacturer Type	Bore dia.
94353700	803731-00-1	Piston	Citroen / Fiat / Peugeot	86,00 mm
94356700	803740-00-1	Piston	Citroen / Peugeot	75,00 mm
94357600	803808-00-1	Piston	Renault	80,00 mm
94357620	803808-50-1	Piston	Renault	80,50 mm
94362611	801029-25-1	Piston	Mercedes Benz	90,16 mm
94382600	802013-00-1	Piston	Fiat	93,00 mm
94386611	801040-25-1	Piston	Mercedes Benz	90,16 mm
94412600	803139-00-1	Piston	MAN	108,00 mm
94416600	803141-00-1	Piston	MAN	108,00 mm
94427700	805013-00-1	Piston	Volkswagen	79,51 mm
94427720	805013-50-1	Piston	Volkswagen	80,01 mm
94428700	805014-00-1	Piston	Volkswagen	79,51 mm
94428720	805014-50-1	Piston	Volkswagen	80,01 mm
94429600	805020-00-1	Piston	Audi / Volvo	81,01 mm
94429620	805020-50-1	Piston	Audi / Volvo	81,51 mm
94429700	805020-00-1	Piston	Audi / Volvo	81,01 mm
94429720	805020-50-1	Piston	Audi / Volvo	81,51 mm
94430700	805021-00-1	Piston	Audi / Volvo	81,01 mm
94430720	805021-50-1	Piston	Audi / Volvo	81,51 mm
94448600	801308-00-1	Piston	DAF	130,00 mm
94450600	802039-00-1	Piston	Iveco	104,00 mm
94453600	800730-00-1	Piston	BMW	84,00 mm
94457600	803111-00-1	Piston	MAN	121,00 mm
94457961	813111-1	Assembly	MAN	121,00 mm
94483600	802005-00-1	Piston	Fiat	84,00 mm
94493600	800728-00-1	Piston	BMW	84,00 mm
94499600	805017-00-1	Piston	Volkswagen	79,51 mm
94499620	805017-50-1	Piston	Volkswagen	80,01 mm
94500600	805018-00-1	Piston	Volkswagen	79,51 mm
94500620	805018-50-1	Piston	Volkswagen	80,01 mm
94508601	801041-00-1	Piston	Mercedes Benz	89,91 mm
94508611	801041-25-1	Piston	Mercedes Benz	90,16 mm
94508621	801041-50-1	Piston	Mercedes Benz	90,41 mm
94511970	813811-1	Assembly	RVI	135,00 mm
94512960	811052-2	Assembly	Mercedes Benz	128,00 mm
94526600	802024-00-1	Piston	Fiat / Iveco / Opel / Renault / Vauxhall	94,40 mm
94528600	801513-00-1	Piston	KHD	100,00 mm
94531600	803847-00-1	Piston	Renault	75,80 mm
94531960	813847-4	Assembly	Renault	75,80 mm
94532600	803846-00-1	Piston	Renault	75,80 mm
94532960	813846-4	Assembly	Dacia / Renault	75,80 mm
94548600	801306-00-1	Piston	DAF	104,175 mm
94553600	805006-00-1	Piston	Volkswagen	76,51 mm
94573600	801553-00-1	Piston	KHD	108,00 mm
94573960	811553-2	Assembly	KHD	108,00 mm
94596600	803110-00-1	Piston	MAN	121,00 mm
94596961	813110-1	Assembly	MAN	121,00 mm
94597600	801001-00-1	Piston	Smart	65,50 mm
94637600	803515-00-1	Piston	Opel	79,00 mm
94637610	803515-50-1	Piston	Opel	79,50 mm
94642700	803726-00-1	Piston	Citroen / Nissan / Peugeot / Rover	77,00 mm
94643600	803717-00-1	Piston	Citroen / Fiat / Iveco / Lancia / Peugeot	85,00 mm
94653600	801517-00-1	Piston	KHD	100,00 mm
94653960	811517-1	Assembly	KHD	100,00 mm
94656600	801034-00-1	Piston	Mercedes Benz	125,00 mm
94664602	802109-00-1	Piston	Ford	82,51 mm
94664620	802109-50-1	Piston	Ford	83,00 mm
94664630	802109-10-1	Piston	Ford	83,50 mm
94673600	803741-00-1	Piston	Citroen/ Peugeot	86,00 mm
94680600	801516-00-1	Piston	KHD	102,00 mm
94681600	801054-00-1	Piston	Mercedes Benz	128,00 mm
94681960	811054-2	Assembly	Mercedes Benz	128,00 mm
94705600	801077-00-1	Piston	Mercedes Benz	102,00 mm
94724600	804012-00-1	Piston	RVI	102,00 mm
94724700	804012-00-1	Piston	RVI	102,00 mm
94724970	814012-2	Assembly	RVI	102,00 mm
94726600	802016-00-1	Piston	Fiat	94,40 mm
94751600	808805-00-1	Piston	Mitsubishi	91,12 mm

**VERGLEICHNUMMERN  
CROSS-REFERENCE  
KS- SM**

Cross ref.	SM ref.:	Product Category	Manufacturer Type	Bore dia.
94756600	809703-00-1	Piston	Toyota	92,00 mm
94786700	803719-00-1	Piston	Citroen / Fiat / Iveco / Lada / Peugeot / Suzuki	83,00 mm
94786710	803719-50-1	Piston	Citroen / Fiat / Iveco / Lada / Peugeot / Suzuki	83,50 mm
94798600	803512-00-1	Piston	Opel	77,60 mm
94798610	803512-50-1	Piston	Opel	78,10 mm
94819700	801005-00-1	Piston	Mercedes Benz	87,00 mm
94823700	801071-00-1	Piston	Mercedes Benz / Ssang Yong	89,00 mm
94823710	801071-50-1	Piston	Mercedes Benz / Ssang Yong	89,50 mm
94846600	803146-00-1	Piston	MAN	128,00 mm
94846960	813146-2	Assembly	MAN	128,00 mm
94850600	803145-00-1	Piston	MAN	128,00 mm
94850960	813145-2	Assembly	MAN	128,00 mm
94861600	803540-00-1	Piston	Opel	79,00 mm
94870700	802022-00-1	Piston	Fiat / Lancia	70,80 mm
94870710	802022-40-1	Piston	Fiat / Lancia	71,20 mm
94896600	801307-00-1	Piston	DAF	130,00 mm
94896960	811307-1	Assembly	DAF	130,00 mm
94900600	801512-00-1	Piston	KHD	94,00 mm
94908600	802051-00-1	Piston	Iveco	120,00 mm
94910603	802036-00-1	Piston	Fiat / Lancia	70,00 mm
94919600	801039-00-1	Piston	Mercedes Benz	100,00 mm
94919960	811039-1	Assembly	Mercedes Benz / MAN	100,00 mm
94919961	811090-1	Assembly	Kompressor MAN / Mercedes Benz	100,00 mm
94919962	811040-1	Assembly	Mercedes Benz/ MAN	100,00 mm
94922600	805015-00-1	Piston	Volkswagen	81,01 mm
94922620	805015-50-1	Piston	Volkswagen	81,51 mm
94923600	805016-00-1	Piston	Volkswagen	81,01 mm
94923620	805016-50-1	Piston	Volkswagen	81,51 mm
94931600	801089-00-1	Piston	Mercedes Benz	102,00 mm
94948600	803136-00-1	Piston	MAN	128,00 mm
94948960	813136-2	Assembly	MAN	128,00 mm
94971600	801080-00-1	Piston	Mercedes Benz	102,00 mm
97286600	803507-00-1	Piston	Opel	77,60 mm
97286610	803507-50-1	Piston	Opel	78,10 mm
97332600	803516-00-1	Piston	Opel	86,00 mm
97354600	802108-00-1	Piston	Ford / Mazda	71,91 mm
97409600	801014-00-1	Piston	Mercedes Benz	88,00 mm
97409610	801014-50-1	Piston	Mercedes Benz	88,50 mm
97460600	803143-00-1	Piston	MAN	108,00 mm
97482600	801015-00-1	Piston	Mercedes Benz	88,01 mm
97482610	801015-50-1	Piston	Mercedes Benz	88,51 mm
97504600	803848-00-1	Piston	Nissan / Opel / Renault / Vauxhall	85,01 mm
97504620	803848-50-1	Piston	Nissan / Opel / Renault / Vauxhall	85,51 mm
97505600	802101-00-1	Piston	Ford	111,76 mm
97730775	803521-00-1	Piston	Opel / Vauxhall	79,00 mm
99330600	803150-00-1	Piston	MAN	128,00 mm
99330960	813150-2	Assembly	MAN	128,00 mm
99339600	803142-00-1	Piston	MAN	108,00 mm
99339960	813142-1	Assembly	MAN	108,00 mm
99378600	801093-00-1	Piston	Mercedes Benz	130,00 mm
99378960	811093-2	Assembly	Mercedes Benz	130,00 mm
99378961	811097-2	Assembly	Mercedes Benz	130,00 mm
99408600	805126-00-1	Piston	Volvo	98,43 mm
99408960	815126-2	Assembly	Volvo	98,43 mm
99419600	802106-00-1	Piston	Ford	73,97 mm
99419610	802106-50-1	Piston	Ford	74,50 mm
99419620	802106-10-1	Piston	Ford	75,00 mm
99433600	803827-00-1	Piston	Renault	87,00 mm
99445700	802053-00-1	Piston	Fiat/ Iveco	115,00 mm
99452600	805036-00-1	Piston	Skoda / VW	76,51 mm
99455600	801083-00-1	Piston	Smart 599 ccm	63,50 mm
99455610	801083-25-1	Piston	Smart 599 ccm	63,75 mm
99455620	801083-50-1	Piston	Smart 599 ccm	64,00 mm
99471600	805035-00-1	Piston	Audi / Ford / Seat / Skoda / VW	79,51 mm
99483600	803607-00-1	Piston	Perkins	108,00 mm
99488600	805145-00-1	Piston	Volvo	130,18 mm
99506600	801309-00-1	Piston	DAF	130,00 mm
99534600	805095-00-1	Piston	Audi	78,31 mm

**VERGLEICHNUMMERN  
CROSS-REFERENCE  
KS- SM**

Cross ref.	SM ref.:	Product Category	Manufacturer Type	Bore dia.
99534630	805095-50-1	Piston	Audi	78,81 mm
99535600	805096-00-1	Piston	Audi	78,31 mm
99535630	805096-50-1	Piston	Audi	78,81 mm
99561600	803823-00-1	Piston	Nissan / Opel / Renault	80,00 mm
99561620	803823-50-1	Piston	Nissan / Opel / Renault	80,50 mm
99562600	805033-00-1	Piston	Audi / Seat / Skoda / VW	76,51 mm
99562620	805033-50-1	Piston	Audi / Seat / Skoda / VW	77,01 mm
99614600	803612-00-1	Piston	Perkins	91,48 mm
99646600	803817-00-1	Piston	Nissan / Renault	69,00 mm
99646610	803817-50-1	Piston	Nissan / Renault	69,50 mm
99677600	800802-00-1	Piston	Cummins	114,00 mm
99677951	810801-1	Assembly	Cummins	114,00 mm
99697600	803144-00-1	Piston	MAN	128,00 mm
99697960	813140-2	Assembly	MAN	128,00 mm
99700600	803744-00-1		Ford / Peugeot	85,00 mm
99701600	801525-00-1	Piston	KHD	102,00 mm
99742700	805015-00-1	Piston	Volkswagen	81,01 mm
99742720	805015-50-1	Piston	Volkswagen	81,51 mm
99743700	805016-00-1	Piston	Volkswagen	81,01 mm
99743720	805016-50-1	Piston	Volkswagen	81,51 mm
99746600	803832-00-1	Piston	Dacia / Nissan / Renault	79,51 mm
99748600	805109-00-1	Piston	Volvo	104,775 mm
99748961	815122-2	Assembly	Volvo	104,775 mm
99749600	805132-00-1	Piston	Volvo	104,775 mm
99749960	815133-2	Assembly	Volvo	104,775 mm
99749961	815132-2	Assembly	Volvo	104,775 mm
99750600	805146-00-1	Piston	Volvo	120,64 mm
99750960	815146-2	Assembly	Volvo	120,64 mm
9977600	805097-00-1	Piston	Audi	78,31 mm
99776630	805097-50-1	Piston	Audi	78,81 mm
99777600	805098-00-1	Piston	Audi	78,31 mm
99777630	805098-50-1	Piston	Audi	78,81 mm
99780600	803818-00-1	Piston	Nissan / Renault	80,00 mm
99780620	803818-50-1	Piston	Nissan / Renault	80,50 mm
99792600	805061-00-1	Piston	Audi / Seat / Skoda / VW	81,01 mm
99832600	805031-00-1	Piston	Volkswagen	81,01 mm
99833600	805030-00-1	Piston	Volkswagen	81,01 mm
99842600	805048-00-1	Piston	Audi / Ford / Seat / VW	79,51 mm
99849600	801043-00-1	Piston	Kompressor / MAN / Mercedes Benz	100,00 mm
99849962	811091-1	Assembly	Kompressor MAN / Mercedes Benz	100,00 mm
99850600	805046-00-1	Piston	Audi / Ford / Seat / Skoda / VW	79,51 mm
99851600	805047-00-1	Piston	Audi / Ford / Seat / Skoda / VW	79,51 mm
99865600	800803-00-1	Piston	Cummins	114,00 mm
99877600	803705-00-1	Piston	Peugeot	82,20 mm
99879601	803749-00-1	Piston	Citroen / Fiat / Ford / Lancia / Peugeot / Suzuki	85,00 mm
99909600	805043-00-1	Piston	Seat / Skoda / VW	76,51 mm
99913600	805038-00-1	Piston	Seat / Skoda / VW	76,51 mm
99927600	801084-00-1	Piston	Smart 698 ccm	66,50 mm
99927610	801084-25-1	Piston	Smart 698 ccm	66,75 mm
99927620	801084-50-1	Piston	Smart 698 ccm	67,00 mm
99933600	805019-00-1	Piston	Volkswagen	81,01 mm
99933620	805019-50-1	Piston	Volkswagen	81,51 mm
99940600	803801-00-1	Piston	Renault	80,00 mm
99943600	804015-00-1	Piston	RVI	120,00 mm
99948600	801064-00-1	Piston	Mercedes Benz	128,00 mm
99948961	811064-2	Assembly	Mercedes Benz	128,00 mm
99963600	802115-00-1	Piston	Ford	82,50 mm
99973600	801052-00-1	Piston	Mercedes Benz	128,00 mm
99984600	801309-00-1	Piston	DAF	130,00 mm
PMKS001	951502-1	Cylinder liner	KHD	100,00 mm
PMKS002	951508-1	Cylinder liner	KHD	100,00 mm
PMKS004	951509-1	Cylinder liner	KHD	102,00 mm





**Vergleichsnummern Liste  
Federal Mogul - SM**

**Cross reference list  
Federal Mogul - SM**

**Liste d'équivalences  
Federal Mogul - SM**

**Cruce de referencias  
Federal Mogul - SM**

**Кросс-номер  
Federal Mogul - SM**

**قوائم المقارنة  
Federal Mogul - SM**



**VERGLEICHNUMMERN  
CROSS-REFERENCE  
Federal Mogul- SM**

Cross ref.	SM ref.:	Product Category	Manufacturer Type	Bore dia.
06-101500-90	793843-00-4	Piston ring set	Nissan / Opel / Renault / Vauxhall 4 Cyl.	80,00 mm
06-109700-00	795036-00-4	Piston ring set	Audi / VW 4 Cyl.	81,00 mm
06-109707-00	795036-50-4	Piston ring set	Audi / VW 4 Cyl.	81,50 mm
06-114900-00	795020-00-4	Piston ring set	Audi / Seat / Skoda / Volkswagen 4 Cyl.	79,50 mm
06-123200-20	795142-00-1	Piston ring set	Volvo 1 Cyl.	131,00 mm
06-124500-20	793145-00-1	Piston ring set	MAN 1 Cyl.	128,00 mm
06-132000-20	790433-00-1	Piston ring set	RVI 1 Cyl.	120,00 mm
06-132100-20	790411-00-1	Piston ring set	RVI 1 Cyl.	135,00 mm
06-172900-10	791515-00-1	Piston ring set	KHD 1 Cyl.	120,00 mm
06-179700-00	791040-00-4	Piston ring set	Mercedes Benz 4 Cyl.	95,50 mm
06-179707-00	791040-50-4	Piston ring set	Mercedes Benz 4 Cyl.	96,00 mm
06-287500-00	791065-00-4	Piston ring set	Mercedes Benz / Ssang Yong 4 Cyl.	89,90 mm
06-307600-00	793540-00-4	Piston ring set	Isuzu / Opel / Vauxhall 4 Cyl.	79,00 mm
06-325400-30	795413-00-1	Piston ring set	Bosch / Scania 1 Cyl.	75,00 mm
06-325500-90	793729-00-4	Piston ring set	Citroen / Fiat / Peugeot / Suzuki 4 Cyl.	83,00 mm
06-337500-20	790421-00-1	Piston ring set	RVI 1 Cyl.	120,00 mm
06-425300-00	790748-00-2	Piston ring set	BMW / VW 2 Cyl.	84,00 mm
06-501800-00	795052-00-2	Piston ring set	Audi / Seat / Skoda / VW 2 Cyl.	82,50 mm
06-501807-00	795052-50-2	Piston ring set	Audi / Seat / Skoda / VW 2 Cyl.	83,00 mm
06-702300-20	790417-00-1	Piston ring set	RVI 1 Cyl.	135,00 mm
06-704500-00	790720-00-6	Piston ring set	BMW / Land Rover / Opel / Vauxhall 6 Cyl.	80,00 mm
06-704900-00	790719-00-6	Piston ring set	BMW 6 Cyl.	80,00 mm
06-704907-00	790719-50-6	Piston ring set	BMW 6 Cyl.	80,50 mm
06-705000-00	790702-00-6	Piston ring set	BMW 6 Cyl.	80,00 mm
06-741200-40	795440-00-1	Piston ring set	Westinghouse 1 Cyl.	85,00 mm
06-741200-40	795440-00-2	Piston ring set	Westinghouse 2 Cyl.	85,00 mm
06-741207-40	795440-50-2	Piston ring set	Westinghouse 2 Cyl.	85,50 mm
06-742600-30	795420-00-1	Piston ring set	Knorr 1 Cyl.	88,00 mm
06-743100-00	791059-00-1	Piston ring set	Mercedes Benz / Ssang Yong 1 Cyl.	89,00 mm
06-743107-00	791059-50-1	Piston ring set	Mercedes Benz / Ssang Yong 1 Cyl.	89,50 mm
06-743107-00	791059-50-4	Piston ring set	Mercedes Benz / Ssang Yong 4 Cyl.	89,50 mm
06-743400-80	791312-00-1	Piston ring set	DAF 1 Cyl.	130,00 mm
06-743600-00	791048-00-1	Piston ring set	Mercedes Benz 1 Cyl.	87,00 mm
06-743607-00	791048-50-1	Piston ring set	Mercedes Benz 1 Cyl.	87,50 mm
06-783000-00	792033-00-1	Piston ring set	Fiat 1 Cyl.	137,00 mm
06-811800-00	795439-00-1	Piston ring set	Kompressor Grasso 1 Cyl.	160,00 mm
06-816100-00	790793-00-6	Piston ring set	BMW 6 Cyl.	80,00 mm
06-817700-20	793141-00-1	Piston ring set	MAN 1 Cyl.	126,00 mm
06-824600-00	790901-00-1	Piston ring set	Caterpillar 1 Cyl.	137,16 mm
06-833500-20	795161-00-1	Piston ring set	RVI / Volvo 1 Cyl.	131,00 mm
06-837300-00	795424-00-1	Piston ring set	Air compressor / Ford / MAN 1Cyl.	92,00 mm
06-854900-20	792028-00-2	Piston ring set	Fiat 2 Cyl.	120,00 mm
06-856200-00	793454-00-1	Piston ring set	John Deere 1 Cyl.	115,90 mm
06-856900-90	793455-00-1	Piston ring set	John Deere 1 Cyl.	106,50 mm
06-859700-20	793128-00-1	Piston ring set	MAN 1 Cyl.	120,00 mm
06-865700-00	792180-00-2	Piston ring set	Citroen / Jaguar / Land Rover / Peugeot 2 Cyl.	84,00 mm
06-873900-20	793133-00-2	Piston ring set	MAN 2 Cyl.	108,00 mm
06-877100-20	795440-00-1	Piston ring set	Westinghouse 1 Cyl.	85,00 mm
06-877100-20	795440-00-2	Piston ring set	Westinghouse 2 Cyl.	85,00 mm
06-879800-50	793572-00-1	Piston ring set	Opel 1 Cyl.	74,00 mm
06-887600-20	795430-00-1	Piston ring set	Kompressor 1 Cyl.	78,00 mm
06-892600-20	793910-00-1	Piston ring set	Scania 1 Cyl.	127,00 mm
06-892900-20	793928-00-1	Piston ring set	Scania 1 Cyl.	130,00 mm
06-991000-00	795053-00-4	Piston ring set	Audi / VW 4 Cyl.	82,50 mm
06-991007-00	795053-50-4	Piston ring set	Audi / VW 4 Cyl.	83,00 mm
08-101000-00	793615-00-2	Piston ring set	Perkins 2 Cyl.	98,48 mm
08-101100-00	795177-00-1	Piston ring set	Volvo 1 Cyl.	144,00 mm
08-101200-00	791084-00-4	Piston ring set	Mercedes Benz 4 Cyl.	80,00 mm
08-101300-00	795079-00-4	Piston ring set	VW 4 Cyl.	67,10 mm
08-101500-00	793843-00-4	Piston ring set	Nissan / Opel / Renault / Vauxhall 4 Cyl.	80,00 mm
08-101600-00	793836-00-4	Piston ring set	Renault 4 Cyl.	87,00 mm
08-102200-00	792147-00-4	Piston ring set	Ford 4 Cyl.	71,90 mm
08-102300-00	792150-00-4	Piston ring set	Ford 4 Cyl.	76,00 mm
08-102400-00	795153-00-5	Piston ring set	Volvo 5 Cyl.	81,00 mm
08-102500-00	795152-00-1	Piston ring set	Volvo 1 Cyl.	83,00 mm
08-102700-00	793547-00-1	Piston ring set	Opel 1 Cyl.	72,50 mm
08-102707-00	793547-50-1	Piston ring set	Opel 1 Cyl.	73,00 mm

**VERGLEICHNUMMERN  
CROSS-REFERENCE  
Federal Mogul- SM**

Cross ref.	SM ref.:	Product Category	Manufacturer Type	Bore dia.
08-102800-00	793550-00-4	Piston ring set	Opel / Vauxhall 4 Cyl.	84,00 mm
08-102900-00	793552-00-4	Piston ring set	Opel / Vauxhall 4 Cyl.	84,00 mm
08-103000-00	795086-00-6	Piston ring set	Audi / Skoda / VW 6 Cyl.	78,30 mm
08-103100-00	795077-00-4	Piston ring set	Audi / Seat / Skoda / VW 4 Cyl.	76,50 mm
08-103800-00	793743-00-4	Piston ring set	Fiat / Peugeot 4 Cyl.	78,50 mm
08-103900-00	792075-00-2	Piston ring set	Fiat / Iveco 2 Cyl.	104,00 mm
08-104000-00	791142-00-4	Piston ring set	Citroen / Peugeot / Fiat 4 Cyl.	82,20 mm
08-104100-00	793839-00-4	Piston ring set	Nissan / Renault 4 Cyl.	69,00 mm
08-104200-00	793841-00-4	Piston ring set	Dacia / Nissan / Renault 4 Cyl.	79,50 mm
08-104300-00	793145-00-1	Piston ring set	MAN 1 Cyl.	128,00 mm
08-104300-20	793145-00-1	Piston ring set	MAN 1 Cyl.	128,00 mm
08-105100-00	793829-00-4	Piston ring set	Dacia / Opel / Renault / Vauxhall 4 Cyl.	80,00 mm
08-105107-00	793829-50-4	Piston ring set	Dacia / Opel / Renault / Vauxhall 4 Cyl.	80,50 mm
08-105200-00	793842-00-4	Piston ring set	Dacia / Renault 4 Cyl.	79,50 mm
08-105400-00	791071-00-4	Piston ring set	Mercedes Benz 4 Cyl.	80,00 mm
08-105500-00	793744-00-4	Piston ring set	Citroen / Fiat / Lada / Peugeot / Suzuki 4 Cyl.	83,00 mm
08-105507-00	793744-50-4	Piston ring set	Citroen / Fiat / Lada / Peugeot / Suzuki 4 Cyl.	83,50 mm
08-105900-00	795075-00-4	Piston ring set	Audi / Seat / Skoda / VW 4 Cyl.	81,00 mm
08-105907-00	795075-50-4	Piston ring set	Audi / Seat / Skoda / VW 4 Cyl.	81,50 mm
08-106500-00	790716-00-4	Piston ring set	BMW 4 Cyl.	84,00 mm
08-106900-00	790258-00-1	Piston ring set	New Holland 1 Cyl.	100,00 mm
08-106900-00	792012-00-1	Piston ring set	Fiat / New Holland 1 Cyl.	100,00 mm
08-107000-00	792153-00-4	Piston ring set	Ford 4 Cyl.	82,50 mm
08-107300-00	792151-00-4	Piston ring set	Ford 4 Cyl.	80,60 mm
08-107900-00	792094-00-4	Piston ring set	Alfa / Fiat 4 Cyl.	82,00 mm
08-108000-00	792089-00-4	Piston ring set	Fiat 4 Cyl.	82,00 mm
08-108200-00	792092-00-4	Piston ring set	Citroen / Fiat / Peugeot / Renault 4 Cyl.	94,40 mm
08-109200-00	793926-00-2	Piston ring set	Scania 2 Cyl.	115,00 mm
08-109400-10	795036-00-4	Piston ring set	Audi / VW 4 Cyl.	81,00 mm
08-109407-10	795036-50-4	Piston ring set	Audi / VW 4 Cyl.	81,50 mm
08-109500-00	795018-00-4	Piston ring set	VW 4 Cyl.	76,50 mm
08-109500-00	795032-00-1	Piston ring set	VW / Volvo 1 Cyl.	76,50 mm
08-109507-00	795018-50-4	Piston ring set	VW 4 Cyl.	77,01 mm
08-109511-00	795018-10-4	Piston ring set	VW 4 Cyl.	77,51 mm
08-109700-10	795037-00-4	Piston ring set	Audi / Ford / Mercedes Benz / Seat / VW 4 Cyl.	81,00 mm
08-109707-10	795037-50-4	Piston ring set	Audi / Ford / Mercedes Benz / Seat / VW 4 Cyl.	81,50 mm
08-109800-00	795060-00-2	Piston ring set	Audi / VW 2 Cyl.	76,50 mm
08-110100-00	793536-00-4	Piston ring set	Opel / Vauxhall 4 Cyl.	92,00 mm
08-110300-00	790105-00-4	Piston ring set	Alfa Romeo 4 Cyl.	87,00 mm
08-110700-00	790721-00-6	Piston ring set	BMW 6 Cyl.	84,00 mm
08-110900-00	792088-00-5	Piston ring set	Fiat 5 Cyl.	83,00 mm
08-111200-00	799164-00-2	Piston ring set	Nissan 2 Cyl.	96,00 mm
08-112700-00	792155-00-4	Piston ring set	Ford 4 Cyl.	86,00 mm
08-113500-00	792157-00-4	Piston ring set	Ford 4 Cyl.	89,90 mm
08-113700-00	793843-00-4	Piston ring set	Nissan / Opel / Renault / Vauxhall 4 Cyl.	80,00 mm
08-114400-00	790738-00-2	Piston ring set	BMW / BLMC 2 Cyl.	84,00 mm
08-114400-40	790753-00-2	Piston ring set	BMW 2 Cyl.	84,00 mm
08-114400-55	790741-00-2	Piston ring set	BMW 2 Cyl.	84,00 mm
08-114700-00	793749-00-4	Piston ring set	Citroen/Fiat/Ford/Peugeot/Suzuki/Volvo 4 Cyl.	85,00 mm
08-114900-00	795078-00-1	Piston ring set	Audi / VW 1 Cyl.	79,50 mm
08-115500-00	791420-00-1	Piston ring set	Daewoo 1 Cyl.	128,00 mm
08-115800-00	791033-00-1	Piston ring set	Mercedes Benz / FAP-Famos 1 Cyl.	128,00 mm
08-115900-00	795074-00-4	Piston ring set	Audi / Seat / Skoda / VW 4 Cyl.	81,00 mm
08-115907-00	795074-50-4	Piston ring set	Audi / VW 4 Cyl.	81,50 mm
08-116100-00	795077-00-4	Piston ring set	Audi / Seat / Skoda / VW 4 Cyl.	76,50 mm
08-116107-00	795077-50-4	Piston ring set	Audi / Seat / Skoda / VW 4 Cyl.	77,00 mm
08-117900-00	791077-00-4	Piston ring set	Mercedes Benz 4 Cyl.	88,00 mm
08-117900-00	791089-00-1	Piston ring set	Mercedes Benz 1 Cyl.	88,00 mm
08-117907-00	791077-50-4	Piston ring set	Mercedes Benz 4 Cyl.	88,50 mm
08-117907-00	791089-50-1	Piston ring set	Mercedes Benz 1 Cyl.	88,50 mm
08-118000-00	790123-00-4	Piston ring set	Alfa Romeo / Fiat 4 Cyl.	82,00 mm
08-118700-00	793833-00-4	Piston ring set	Renault 4 Cyl.	87,00 mm
08-118800-00	793844-00-4	Piston ring set	Renault 4 Cyl.	87,00 mm
08-118907-00	793747-50-4	Piston ring set	Peugeot 4 Cyl.	92,50 mm
08-121600-00	791313-00-2	Piston ring set	DAF 2 Cyl.	118,00 mm
08-121700-00	795429-00-1	Piston ring set	Air Compressor 1 Cyl.	100,00 mm
08-122000-00	792034-00-1	Piston ring set	Iveco 1 Cyl.	135,00 mm

**VERGLEICHNUMMERN**  
**CROSS-REFERENCE**  
Federal Mogul- SM

Cross ref.	SM ref.:	Product Category	Manufacturer Type	Bore dia.
08-122100-00	791562-00-1	Piston ring set	KHD 1 Cyl.	100,00 mm
08-122200-00	792091-00-4	Piston ring set	Citroen/Fiat/Opel/Peugeot/Renault/RVI 4 Cyl.	94,40 mm
08-123200-00	795142-00-1	Piston ring set	Volvo 1 Cyl.	131,00 mm
08-123400-00	793845-00-4	Piston ring set	Dacia / Nissan / Renault / Suzuki 4 Cyl.	76,00 mm
08-123407-00	793845-50-4	Piston ring set	Dacia / Nissan / Renault / Suzuki 4 Cyl.	76,50 mm
08-123700-00	792161-00-4	Piston ring set	Ford 4 Cyl.	93,67 mm
08-123800-00	791553-00-1	Piston ring set	KHD / Volvo 1 Cyl.	108,00 mm
08-123900-00	791558-00-1	Piston ring set	KHD 1 Cyl.	132,00 mm
08-124000-00	792098-00-4	Piston ring set	Fiat / Alfa / Lancia / Opel / Saab / Suzuki 4 Cyl.	82,00 mm
08-124500-00	793145-00-1	Piston ring set	MAN 1 Cyl.	128,00 mm
08-125600-00	793551-00-4	Piston ring set	Opel / Vauxhall 4 Cyl.	79,00 mm
08-126000-00	793555-00-4	Piston ring set	Opel / Saab / Vauxhall 4 Cyl.	84,00 mm
08-126600-00	793730-00-4	Piston ring set	Citroen / Fiat / Peugeot 4 Cyl.	85,00 mm
08-127400-00	793849-00-4	Piston ring set	Nissan / Opel / Renault / Vauxhall 4 Cyl.	87,00 mm
08-127800-00	791554-00-2	Piston ring set	KHD 2 Cyl.	98,00 mm
08-127900-00	791569-00-2	Piston ring set	KHD 2 Cyl.	101,00 mm
08-131300-00	790710-00-6	Piston ring set	BMW 6 Cyl.	80,00 mm
08-131500-10	790418-00-1	Piston ring set	RVI 1 Cyl.	120,00 mm
08-132000-10	790433-00-1	Piston ring set	RVI 1 Cyl.	120,00 mm
08-132100-10	790411-00-1	Piston ring set	RVI 1 Cyl.	135,00 mm
08-132900-00	790706-00-4	Piston ring set	BMW 4 Cyl.	89,00 mm
08-133900-00	790715-00-6	Piston ring set	BMW 6 Cyl.	92,00 mm
08-134800-00	791421-00-1	Piston ring set	Daewoo 1 Cyl.	128,00 mm
08-135000-00	791564-00-2	Piston ring set	KHD 2 Cyl.	102,00 mm
08-135300-00	793756-00-4	Piston ring set	Citroen / Ford / Peugeot / Toyota 4 Cyl.	73,70 mm
08-135500-00	790430-00-1	Piston ring set	RVI 1 Cyl.	123,00 mm
08-135600-00	791275-00-1	Piston ring set	Mercedes Benz 1 Cyl.	88,00 mm
08-135800-00	793753-00-4	Piston ring set	Citroen / Peugeot 4 Cyl.	92,00 mm
08-136200-00	795403-00-1	Piston ring set	Westinghouse 1 Cyl.	90,00 mm
08-136400-10	791275-00-1	Piston ring set	Mercedes Benz 1 Cyl.	88,00 mm
08-136407-00	791077-50-4	Piston ring set	Mercedes Benz 4 Cyl.	88,50 mm
08-136407-00	791089-50-1	Piston ring set	Mercedes Benz 1 Cyl.	88,50 mm
08-136700-00	791081-00-3	Piston ring set	Mercedes Benz / Smart 3 Cyl.	63,50 mm
08-136705-00	791081-25-3	Piston ring set	Mercedes Benz / Smart 3 Cyl.	63,75 mm
08-136707-00	791081-50-3	Piston ring set	Mercedes Benz / Smart 3 Cyl.	64,00 mm
08-136800-00	795140-00-2	Piston ring set	Volvo 2 Cyl.	120,65 mm
08-136900-00	791531-00-1	Piston ring set	KHD / RVI / Volvo 1 Cyl.	108,00 mm
08-137200-00	790736-00-4	Piston ring set	BMW 4 Cyl.	85,00 mm
08-137400-00	795094-00-6	Piston ring set	BMW / VW 6 Cyl.	84,00 mm
08-137500-00	793850-00-4	Piston ring set	Opel / Renault / Vauxhall 4 Cyl.	89,00 mm
08-137500-10	793851-00-4	Piston ring set	Nissan / Opel / Renault / Vauxhall 4 Cyl.	89,00 mm
08-137507-00	793850-50-4	Piston ring set	Opel / Renault / Vauxhall 4 Cyl.	89,50 mm
08-137507-10	793851-50-4	Piston ring set	Nissan / Opel / Renault / Vauxhall 4 Cyl.	89,50 mm
08-137600-00	792096-00-4	Piston ring set	Alfa Romeo /Fiat / Opel / Suzuki / Vauxhall 4 Cyl.	69,60 mm
08-138000-00	792008-00-4	Piston ring set	Fiat 4 Cyl.	88,00 mm
08-138400-00	792084-00-4	Piston ring set	Fiat 4 Cyl.	70,80 mm
08-138900-00	793755-00-4	Piston ring set	Citroen / Peugeot 4 Cyl.	75,00 mm
08-139400-00	793752-00-4	Piston ring set	Citroen / Peugeot 4 Cyl.	78,50 mm
08-139500-00	795019-00-4	Piston ring set	Audi /Mitsubishi /Seat /Skoda /Volkswagen 4 Cyl.	81,00 mm
08-139500-00	795098-00-4	Piston ring set	Audi / Mitsubishi / Seat / Skoda / VW 4 Cyl.	81,00 mm
08-139600-00	795095-00-4	Piston ring set	Audi / Volkswagen 4 Cyl.	84,50 mm
08-139800-00	795101-00-5	Piston ring set	Volvo 5 Cyl.	81,00 mm
08-140500-00	795428-00-1	Piston ring set	Air Compressor 1 Cyl.	100,00 mm
08-140800-00	792166-00-4	Piston ring set	Ford 4 Cyl.	86,00 mm
08-141300-00	792149-00-4	Piston ring set	Ford 4 Cyl.	79,00 mm
08-141800-00	791270-00-1	Piston ring set	Mercedes Benz 1 Cyl.	128,00 mm
08-142000-00	795159-00-1	Piston ring set	Volvo 1 Cyl.	120,00 mm
08-142200-00	790736-00-4	Piston ring set	BMW 4 Cyl.	85,00 mm
08-142300-00	792083-00-4	Piston ring set	Fiat / Lancia 4 Cyl.	70,00 mm
08-142400-00	792011-00-4	Piston ring set	Fiat 4 Cyl.	84,00 mm
08-142500-00	795199-00-2	Piston ring set	Volvo 2 Cyl.	98,43 mm
08-143000-00	795088-00-4	Piston ring set	VW 4 Cyl.	93,00 mm
08-143600-00	793923-00-1	Piston ring set	Scania 1 Cyl.	127,00 mm
08-143600-00	793923-00-2	Piston ring set	Scania 2 Cyl.	127,00 mm
08-143600-10	793927-00-1	Piston ring set	Scania 1 Cyl.	127,00 mm
08-143800-00	793145-00-1	Piston ring set	MAN 1 Cyl.	128,00 mm
08-144200-00	793557-00-4	Piston ring set	Opel / Vauxhall 4 Cyl.	77,60 mm

**VERGLEICHNUMMERN  
CROSS-REFERENCE  
Federal Mogul- SM**

Cross ref.	SM ref.:	Product Category	Manufacturer Type	Bore dia.
08-145000-00	791314-00-2	Piston ring set	DAF 2 Cyl.	102,00 mm
08-146100-00	792098-00-4	Piston ring set	Fiat / Alfa / Lancia / Opel / Saab / Suzuki 4 Cyl.	82,00 mm
08-146500-00	791527-00-1	Piston ring set	KHD 1 Cyl.	94,00 mm
08-148100-00	792169-00-4	Piston ring set	Ford / BLMC / Rover 4 Cyl.	89,90 mm
08-148300-00	795085-00-4	Piston ring set	Audi / Seat / Skoda / VW 4 Cyl.	81,00 mm
08-152000-00	793723-00-4	Piston ring set	Citroen/Fiat/Lada/Peugeot/Rover/Suzuki 4 Cyl.	83,00 mm
08-152007-00	793723-50-4	Piston ring set	Citroen/Fiat/Lada/Peugeot/Rover/Suzuki 4 Cyl.	83,50 mm
08-152700-00	793735-00-4	Piston ring set	Citroen / Fiat / Peugeot / Talbot 4 Cyl.	93,00 mm
08-154200-00	792062-00-4	Piston ring set	Fiat 4 Cyl.	70,00 mm
08-154300-00	793706-00-4	Piston ring set	Citroen / Peugeot 4 Cyl.	72,00 mm
08-154400-00	793738-00-4	Piston ring set	Citroen / Peugeot / Talbot 4 Cyl.	75,00 mm
08-154600-00	793731-00-4	Piston ring set	Citroen / Fiat / Peugeot 4 Cyl.	86,00 mm
08-155200-00	790803-00-1	Piston ring set	Cummins 1 Cyl.	102,00 mm
08-155200-00	790803-00-1	Piston ring set	Cummins 1 Cyl.	102,00 mm
08-155200-00	791314-00-2	Piston ring set	DAF 2 Cyl.	102,00 mm
08-155600-10	790816-00-1	Piston ring set	Cummins 1 Cyl.	114,00 mm
08-155600-10	790817-00-1	Piston ring set	Cummins 1 Cyl.	114,00 mm
08-164400-00	791501-00-1	Piston ring set	KHD 1 Cyl.	95,00 mm
08-165800-00	791001-00-1	Piston ring set	Mercedes Benz 1 Cyl.	77,00 mm
08-165800-08	791001-00-1	Piston ring set	Mercedes Benz 1 Cyl.	77,00 mm
08-166400-00	791518-00-1	Piston ring set	KHD 1 Cyl.	95,00 mm
08-166600-10	791017-00-1	Piston ring set	Mercedes Benz / FAP-Famos 1 Cyl.	97,00 mm
08-166607-10	791017-50-1	Piston ring set	Mercedes Benz / FAP-Famos 1 Cyl.	97,50 mm
08-166611-10	791017-10-1	Piston ring set	Mercedes Benz / FAP-Famos 1 Cyl.	98,00 mm
08-170600-10	791010-00-4	Piston ring set	Mercedes Benz 4 Cyl.	87,00 mm
08-170607-10	791010-50-4	Piston ring set	Mercedes Benz 4 Cyl.	87,50 mm
08-170700-10	791009-00-4	Piston ring set	Mercedes Benz / Seat 4 Cyl.	87,00 mm
08-170707-10	791009-50-4	Piston ring set	Mercedes Benz / Seat 4 Cyl.	87,50 mm
08-171200-10	791020-00-1	Piston ring set	Mercedes Benz 1 Cyl.	128,00 mm
08-171207-10	791020-50-1	Piston ring set	Mercedes Benz 1 Cyl.	128,50 mm
08-171211-10	791020-10-1	Piston ring set	Mercedes Benz 1 Cyl.	129,00 mm
08-172700-00	791019-00-1	Piston ring set	Mercedes Benz 1 Cyl.	125,00 mm
08-173500-10	791031-00-1	Piston ring set	Mercedes Benz / FAP-Famos 1 Cyl.	97,00 mm
08-173500-10	791086-00-2	Piston ring set	Mercedes Benz 2 Cyl.	97,00 mm
08-173507-10	791031-50-1	Piston ring set	Mercedes Benz 1 Cyl.	97,50 mm
08-173507-10	791044-00-1	Piston ring set	Mercedes Benz / FAP-Famos 1 Cyl.	97,50 mm
08-173800-00	791013-00-1	Piston ring set	Mercedes Benz 1 Cyl.	91,00 mm
08-173800-00	791013-00-4	Piston ring set	Mercedes Benz 4 Cyl.	91,00 mm
08-173800-00	791027-00-5	Piston ring set	Mercedes Benz 5 Cyl.	91,00 mm
08-173807-00	791013-50-1	Piston ring set	Mercedes Benz 1 Cyl.	91,50 mm
08-173807-00	791013-50-4	Piston ring set	Mercedes Benz 4 Cyl.	91,50 mm
08-174100-10	791304-00-1	Piston ring set	DAF 1 Cyl.	130,00 mm
08-174300-10	791017-00-1	Piston ring set	Mercedes Benz / FAP-Famos 1 Cyl.	97,00 mm
08-174300-70	791017-00-1	Piston ring set	Mercedes Benz / FAP-Famos 1 Cyl.	97,00 mm
08-174307-10	791017-50-1	Piston ring set	Mercedes Benz / FAP-Famos 1 Cyl.	97,50 mm
08-174311-10	791017-10-1	Piston ring set	Mercedes Benz / FAP-Famos 1 Cyl.	98,00 mm
08-175000-00	791517-00-1	Piston ring set	KHD 1 Cyl.	92,00 mm
08-175500-00	791005-00-4	Piston ring set	Mercedes Benz 4 Cyl.	87,00 mm
08-176000-00	791022-00-1	Piston ring set	Mercedes Benz 1 Cyl.	125,00 mm
08-176000-20	791070-00-1	Piston ring set	Mercedes Benz 1 Cyl.	125,00 mm
08-176300-00	791042-00-1	Piston ring set	Mercedes Benz 1 Cyl.	90,00 mm
08-176300-00	791047-00-1	Piston ring set	Mercedes Benz 1 Cyl.	90,00 mm
08-176307-00	791042-50-1	Piston ring set	Air Compressor 1 Cyl.	90,50 mm
08-176307-00	791047-50-1	Piston ring set	Mercedes Benz 1 Cyl.	90,50 mm
08-176311-00	791042-10-1	Piston ring set	Air Compressor 1 Cyl.	91,00 mm
08-176311-00	791047-10-1	Piston ring set	Mercedes Benz 1 Cyl.	91,00 mm
08-176700-00	791025-00-4	Piston ring set	Mercedes Benz 4 Cyl.	90,90 mm
08-176700-00	791026-00-5	Piston ring set	Mercedes Benz 5 Cyl.	90,90 mm
08-176700-10	791025-00-4	Piston ring set	Mercedes Benz 4 Cyl.	90,90 mm
08-176700-10	791026-00-5	Piston ring set	Mercedes Benz 5 Cyl.	90,90 mm
08-176707-00	791025-50-4	Piston ring set	Mercedes Benz 4 Cyl.	91,50 mm
08-176707-00	791026-50-5	Piston ring set	Mercedes Benz 5 Cyl.	91,50 mm
08-176707-10	791025-50-4	Piston ring set	Mercedes Benz 4 Cyl.	91,50 mm
08-176707-10	791026-50-5	Piston ring set	Mercedes Benz 5 Cyl.	91,50 mm
08-176800-10	791019-00-1	Piston ring set	Mercedes Benz 1 Cyl.	125,00 mm
08-176800-20	791019-00-1	Piston ring set	Mercedes Benz 1 Cyl.	125,00 mm
08-176900-10	791020-00-1	Piston ring set	Mercedes Benz 1 Cyl.	128,00 mm

**VERGLEICHNUMMERN  
CROSS-REFERENCE  
Federal Mogul- SM**

Cross ref.	SM ref.:	Product Category	Manufacturer Type	Bore dia.
08-176907-10	791020-50-1	Piston ring set	Mercedes Benz 1 Cyl.	128,50 mm
08-176911-10	791020-10-1	Piston ring set	Mercedes Benz 1 Cyl.	129,00 mm
08-177400-00	791043-00-1	Piston ring set	Mercedes Benz 1 Cyl.	94,00 mm
08-177800-00	791526-00-1	Piston ring set	KHD 1 Cyl.	120,00 mm
08-177807-00	791526-50-1	Piston ring set	KHD 1 Cyl.	120,50 mm
08-177811-00	791526-10-1	Piston ring set	KHD 1 Cyl.	121,00 mm
08-178200-00	791031-00-1	Piston ring set	Mercedes Benz / FAP-Famos 1 Cyl.	97,00 mm
08-178207-00	791044-00-1	Piston ring set	Mercedes Benz / FAP-Famos 1 Cyl.	97,50 mm
08-178800-10	791030-00-1	Piston ring set	Mercedes Benz / FAP-Famos 1 Cyl.	97,00 mm
08-178807-10	791030-10-1	Piston ring set	Mercedes Benz 1 Cyl.	98,00 mm
08-179300-10	791033-00-1	Piston ring set	Mercedes Benz / FAP-Famos 1 Cyl.	128,00 mm
08-179300-10	791287-00-1	Piston ring set	Mercedes Benz 1 Cyl.	128,00 mm
08-179300-20	791033-00-1	Piston ring set	Mercedes Benz / FAP-Famos 1 Cyl.	128,00 mm
08-179400-00	791506-00-1	Piston ring set	KHD 1 Cyl.	100,00 mm
08-179407-00	791506-50-1	Piston ring set	KHD 1 Cyl.	100,50 mm
08-179411-00	791506-10-1	Piston ring set	KHD 1 Cyl.	101,00 mm
08-179500-00	791038-00-4	Piston ring set	Mercedes Benz 4 Cyl.	89,00 mm
08-179500-10	791038-00-4	Piston ring set	Mercedes Benz 4 Cyl.	89,00 mm
08-179507-00	791038-50-4	Piston ring set	Mercedes Benz 4 Cyl.	89,50 mm
08-179507-10	791038-50-4	Piston ring set	Mercedes Benz 4 Cyl.	89,50 mm
08-179511-10	791038-10-4	Piston ring set	Mercedes Benz 4 Cyl.	90,00 mm
08-179700-00	791040-00-4	Piston ring set	Mercedes Benz 4 Cyl.	95,50 mm
08-179700-10	791040-00-4	Piston ring set	Mercedes Benz 4 Cyl.	95,50 mm
08-179707-00	791040-50-4	Piston ring set	Mercedes Benz 4 Cyl.	96,00 mm
08-179707-10	791040-50-4	Piston ring set	Mercedes Benz 4 Cyl.	96,00 mm
08-179711-10	791040-10-4	Piston ring set	Mercedes Benz 4 Cyl.	96,50 mm
08-181400-10	791038-00-4	Piston ring set	Mercedes Benz 4 Cyl.	89,00 mm
08-181407-10	791038-50-4	Piston ring set	Mercedes Benz 4 Cyl.	89,50 mm
08-181411-10	791038-10-4	Piston ring set	Mercedes Benz 4 Cyl.	90,00 mm
08-181700-00	791062-00-1	Piston ring set	Mercedes Benz 1 Cyl.	128,00 mm
08-182400-10	791094-00-4	Piston ring set	Mercedes Benz 4 Cyl.	95,50 mm
08-182407-10	791094-50-4	Piston ring set	Mercedes Benz 4 Cyl.	96,00 mm
08-182500-10	791303-00-1	Piston ring set	DAF 1 Cyl.	118,00 mm
08-183000-00	791049-00-6	Piston ring set	Mercedes Benz 6 Cyl.	88,50 mm
08-183007-00	791049-50-6	Piston ring set	Mercedes Benz 6 Cyl.	89,00 mm
08-183100-00	791053-00-6	Piston ring set	Mercedes Benz 6 Cyl.	82,90 mm
08-183200-00	791035-00-4	Piston ring set	Mercedes Benz 4 Cyl.	87,00 mm
08-183200-00	791036-00-5	Piston ring set	Mercedes Benz 5 Cyl.	87,00 mm
08-183207-00	791035-50-4	Piston ring set	Mercedes Benz 4 Cyl.	87,50 mm
08-183207-00	791036-50-5	Piston ring set	Mercedes Benz 5 Cyl.	87,50 mm
08-183300-00	791048-00-1	Piston ring set	Mercedes Benz 1 Cyl.	87,00 mm
08-183307-00	791048-50-1	Piston ring set	Mercedes Benz 1 Cyl.	87,50 mm
08-202400-10	792209-00-2	Piston ring set	Fordson 2 Cyl.	111,76 mm
08-206600-00	792114-00-4	Piston ring set	Ford 4 Cyl.	90,80 mm
08-206800-00	790257-00-1	Piston ring set	New Holland 1 Cyl.	100,00 mm
08-206800-00	792050-00-1	Piston ring set	Fiat / Iveco 1 Cyl.	100,00 mm
08-206800-40	790257-00-1	Piston ring set	New Holland 1 Cyl.	100,00 mm
08-207000-00	795411-00-1	Piston ring set	Fiat / Marelli 1 Cyl. Air-Komp	70,00 mm
08-207200-00	792051-00-1	Piston ring set	Fiat / UTB 1 Cyl.	95,00 mm
08-207500-00	792067-00-1	Piston ring set	Fiat 1 Cyl.	110,00 mm
08-207600-00	792024-00-4	Piston ring set	Alfa / Fiat / Lancia / Seat 4 Cyl.	84,00 mm
08-207600-00	793712-00-4	Piston ring set	Alfa/Citroen/Fiat/Lancia/Peugeot/Seat 4 Cyl.	84,00 mm
08-207800-10	792044-00-1	Piston ring set	Fiat / Iveco 1 Cyl.	137,00 mm
08-207800-30	790256-00-1	Piston ring set	New Holland 1 Cyl.	137,00 mm
08-207800-30	792065-00-1	Piston ring set	Fiat 1 Cyl.	137,00 mm
08-209200-00	795150-00-1	Piston ring set	Volvo 1 Cyl.	104,775 mm
08-209700-00	792045-00-4	Piston ring set	Fiat 4 Cyl.	86,40 mm
08-209708-00	792045-60-4	Piston ring set	Fiat 4 Cyl.	87,00 mm
08-209800-00	792005-00-4	Piston ring set	Fiat 4 Cyl.	65,00 mm
08-214100-00	792118-00-4	Piston ring set	Ford 4 Cyl.	80,00 mm
08-214400-10	792060-00-4	Piston ring set	Fiat / Alfa / Citroen / Peugeot / Seat 4 Cyl.	93,00 mm
08-214500-10	792052-00-4	Piston ring set	Alfa / Fiat / Iveco / Renault / RVI / Seat 4 Cyl.	93,00 mm
08-214500-10	794015-00-4	Piston ring set	RVI 4 Cyl.	93,00 mm
08-215200-10	792056-00-4	Piston ring set	Fiat 4 Cyl.	76,00 mm
08-215206-10	792056-60-4	Piston ring set	Fiat 4 Cyl.	76,60 mm
08-215300-10	792024-00-4	Piston ring set	Alfa / Fiat / Lancia / Seat 4 Cyl.	84,00 mm
08-215300-10	793712-00-4	Piston ring set	Alfa/Citroen/Fiat/Lancia/Peugeot/Seat 4 Cyl.	84,00 mm

**VERGLEICHNUMMERN  
CROSS-REFERENCE  
Federal Mogul- SM**

Cross ref.	SM ref.:	Product Category	Manufacturer Type	Bore dia.
08-215500-10	792119-00-4	Piston ring set	Ford 4 Cyl.	80,00 mm
08-215507-10	792119-50-4	Piston ring set	Ford 4 Cyl.	80,50 mm
08-227700-00	797642-00-4	Piston ring set	Honda 4 Cyl.	77,00 mm
08-241300-00	792703-00-1	Piston ring set	IHC-Case 1 Cyl.	87,31 mm
08-243600-00	792706-00-1	Piston ring set	IHC 1 Cyl.	98,43 mm
08-244500-00	792018-00-2	Piston ring set	Fiat / Iveco 2 Cyl.	104,00 mm
08-245200-00	790255-00-4	Piston ring set	New Holland 4 Cyl.	93,00 mm
08-245200-00	792001-00-4	Piston ring set	Alfa / Fiat / Lancia / Renault / RVI 4 Cyl.	93,00 mm
08-245300-00	796001-00-1	Piston ring set	IFA 1 Cyl.	120,00 mm
08-245500-00	792025-00-1	Piston ring set	Fiat 1 Cyl.	115,00 mm
08-247600-00	793523-00-4	Piston ring set	Bedford / Isuzu / Opel / Vauxhall 4 Cyl.	88,00 mm
08-247800-00	792020-00-1	Piston ring set	Fiat 1 Cyl.	104,00 mm
08-251000-00	795419-00-1	Piston ring set	Knorr 1 Cyl.	88,00 mm
08-267400-00	792650-00-1	Piston ring set	Lombardini 1 Cyl.	85,00 mm
08-267500-00	792652-00-1	Piston ring set	Lombardini 1 Cyl.	95,00 mm
08-267700-00	792655-00-1	Piston ring set	Lombardini 1 Cyl.	102,00 mm
08-269800-00	792803-00-4	Piston ring set	Lada 4 Cyl.	79,00 mm
08-269900-00	792804-00-4	Piston ring set	Lada 4 Cyl.	82,00 mm
08-269906-00	792804-40-4	Piston ring set	Lada 4 Cyl.	82,40 mm
08-269910-00	792804-80-4	Piston ring set	Lada 4 Cyl.	82,80 mm
08-270000-00	793723-00-4	Piston ring set	Citroen/Fiat/Lada/Peugeot/Rover/Suzuki 4 Cyl.	83,00 mm
08-270007-00	793723-50-4	Piston ring set	Citroen/Fiat/Lada/Peugeot/Rover/Suzuki 4 Cyl.	83,50 mm
08-275800-00	790007-00-1	Piston ring set	Malkotsis 1 Cyl.	92,00 mm
08-279300-00	793118-00-1	Piston ring set	MAN 1 Cyl.	125,00 mm
08-279600-00	793203-00-1	Piston ring set	MWM 1 Cyl.	105,00 mm
08-280200-00	793107-00-1	Piston ring set	MAN 1 Cyl.	125,00 mm
08-280400-10	793108-00-1	Piston ring set	MAN 1 Cyl.	125,00 mm
08-281500-00	793219-00-1	Piston ring set	MWM 1 Cyl.	102,00 mm
08-282100-00	793116-00-1	Piston ring set	MAN 1 Cyl.	123,00 mm
08-283100-00	793120-00-1	Piston ring set	MAN 1 Cyl.	128,00 mm
08-283300-00	793103-00-2	Piston ring set	MAN 2 Cyl.	102,00 mm
08-285900-00	793132-00-1	Piston ring set	MAN 1 Cyl.	108,00 mm
08-287100-00	792454-00-4	Piston ring set	Hyundai / Mitsubishi 4 Cyl.	91,10 mm
08-287500-00	791050-00-6	Piston ring set	Mercedes Benz 6 Cyl.	89,90 mm
08-287500-00	791065-00-4	Piston ring set	Mercedes Benz / Ssang Yong 4 Cyl.	89,90 mm
08-289300-00	791083-00-1	Piston ring set	Mercedes Benz 1 Cyl.	102,00 mm
08-289400-00	793142-00-1	Piston ring set	MAN 1 Cyl.	128,00 mm
08-289600-00	791090-00-1	Piston ring set	Mercedes Benz 1 Cyl.	130,00 mm
08-294900-00	799011-00-4	Piston ring set	Nissan 4 Cyl.	76,00 mm
08-305300-10	793523-00-4	Piston ring set	Bedford / Isuzu / Opel / Vauxhall 4 Cyl.	88,00 mm
08-305400-10	793527-00-4	Piston ring set	Bedford / Opel / Vauxhall 4 Cyl.	92,00 mm
08-305600-00	793529-00-4	Piston ring set	Opel / Vauxhall 4 Cyl.	80,00 mm
08-305900-10	793530-00-4	Piston ring set	Bedford / Ford / Opel / Vauxhall 4 Cyl.	80,00 mm
08-305907-10	793530-50-4	Piston ring set	Bedford / Ford / Opel / Vauxhall 4 Cyl.	80,50 mm
08-306300-00	793528-00-4	Piston ring set	Bedford / Opel / Vauxhall 4 Cyl.	75,00 mm
08-306307-00	793528-50-4	Piston ring set	Bedford / Opel / Vauxhall 4 Cyl.	75,50 mm
08-306700-00	793533-00-4	Piston ring set	Bedford / Opel / Vauxhall 4 Cyl.	82,50 mm
08-306707-00	793533-50-4	Piston ring set	Bedford / Opel / Vauxhall 4 Cyl.	83,00 mm
08-306800-00	793535-00-4	Piston ring set	Chevrolet/Daewoo/Isuzu/Opel/Saab/Vauxhall 4 Cyl.	86,00 mm
08-306900-00	793538-00-4	Piston ring set	Daewoo / Opel / Vauxhall / GM 4 Cyl.	79,00 mm
08-307000-00	793503-00-4	Piston ring set	Isuzu / Opel / Vauxhall 4 Cyl.	76,00 mm
08-307000-00	793503-00-4	Piston ring set	Isuzu / Opel / Vauxhall 4 Cyl.	76,00 mm
08-307100-00	793526-00-4	Piston ring set	Opel / Vauxhall 4 Cyl.	77,60 mm
08-307200-00	793534-00-4	Piston ring set	Daewoo / Opel / Vauxhall 4 Cyl.	84,80 mm
08-307500-00	793501-00-4	Piston ring set	Opel / Vauxhall 4 Cyl.	72,00 mm
08-307600-00	793540-00-4	Piston ring set	Isuzu / Opel / Vauxhall 4 Cyl.	79,00 mm
08-307607-00	793540-50-4	Piston ring set	Isuzu / Opel / Vauxhall 4 Cyl.	79,50 mm
08-307700-00	793541-00-2	Piston ring set	Daewoo / Opel / Vauxhall 2 Cyl.	81,60 mm
08-307800-00	793551-00-4	Piston ring set	Opel / Vauxhall 4 Cyl.	79,00 mm
08-313100-00	793606-00-1	Piston ring set	Perkins 1 Cyl.	91,48 mm
08-313800-10	793715-00-4	Piston ring set	Ford / Peugeot 4 Cyl.	88,00 mm
08-314600-00	793624-00-1	Piston ring set	Fap-Famos / Perkins 1 Cyl.	91,48 mm
08-314900-10	793708-00-2	Piston ring set	Aro /Ford /Opel /Peugeot /Renault /RVI/Volo 2 Cyl.	90,00 mm
08-315000-10	793620-00-2	Piston ring set	Leyland / Perkins / RVI / Volvo 2 Cyl.	98,48 mm
08-316900-00	793707-00-2	Piston ring set	Citroen / Fiat /Peugeot / Renault / Talbot 2 Cyl.	88,00 mm
08-317300-00	793701-00-4	Piston ring set	Citroen / Peugeot / Talbot 4 Cyl.	70,00 mm
08-318700-10	793714-00-4	Piston ring set	Aro/Citroen/DAF/Ford /Peugeot/Ssangyong 4 Cyl.	94,00 mm



**VERGLEICHNUMMERN  
CROSS-REFERENCE  
Federal Mogul- SM**

Cross ref.	SM ref.:	Product Category	Manufacturer Type	Bore dia.
08-318706-10	793714-40-4	Piston ring set	Peugeot 4 Cyl.	94,40 mm
08-318706-10	793714-40-4	Piston ring set	Peugeot 4 Cyl.	94,40 mm
08-318900-00	793697-00-1	Piston ring set	Perkins 1 Cyl.	98,48 mm
08-318900-10	793626-00-2	Piston ring set	Chrysler / Leyland / Perkins 2 Cyl.	98,48 mm
08-319000-10	793627-00-1	Piston ring set	Perkins 1 Cyl.	98,48 mm
08-319400-00	793709-00-4	Piston ring set	Citroen / Peugeot 4 Cyl.	72,00 mm
08-320200-10	793718-00-4	Piston ring set	DAF / Ford / Peugeot / Ssang Yong / Talbot 4 Cyl.	94,00 mm
08-320400-10	794413-00-1	Piston ring set	Porsche 1 Cyl.	100,00 mm
08-321500-00	793530-00-4	Piston ring set	Bedford / Ford / Opel / Vauxhall 4 Cyl.	80,00 mm
08-321500-00	793722-00-4	Piston ring set	Citroen / Peugeot 4 Cyl.	80,00 mm
08-321507-00	793530-50-4	Piston ring set	Bedford / Ford / Opel / Vauxhall 4 Cyl.	80,50 mm
08-321507-00	793722-50-4	Piston ring set	Citroen / Peugeot 4 Cyl.	80,50 mm
08-322400-00	793724-00-4	Piston ring set	Citroen / Peugeot 4 Cyl.	83,00 mm
08-322700-00	793629-00-2	Piston ring set	Fiat / Iveco / Massey / Perkins 2 Cyl.	101,05 mm
08-323400-00	793725-00-4	Piston ring set	Fiat / Citroen / Peugeot 4 Cyl.	83,00 mm
08-323400-00	793765-00-4	Piston ring set	Citroen / Fiat / Peugeot	83,00 mm
08-323600-00	793727-00-4	Piston ring set	Citroen / Peugeot / Rover 4 Cyl.	80,00 mm
08-323600-00	797603-00-4	Piston ring set	Honda 4 Cyl.	80,00 mm
08-323607-00	793727-50-4	Piston ring set	Citroen / Peugeot / Rover 4 Cyl.	80,50 mm
08-323700-00	795252-00-1	Piston ring set	Pegaso 1 Cyl.	120,00 mm
08-324300-00	793613-00-2	Piston ring set	Chrysler / Perkins 2 Cyl.	100,00 mm
08-325400-00	795413-00-1	Piston ring set	Bosch / Scania 1 Cyl.	75,00 mm
08-325407-00	795413-50-1	Piston ring set	Bosch / Scania 1 Cyl.	75,50 mm
08-325500-00	793729-00-4	Piston ring set	Citroen / Fiat / Peugeot / Suzuki 4 Cyl.	83,00 mm
08-325600-00	793614-00-2	Piston ring set	Chrysler / Perkins 2 Cyl.	100,00 mm
08-325700-00	793705-00-4	Piston ring set	Peugeot 4 Cyl.	75,00 mm
08-325800-00	793726-00-4	Piston ring set	Citroen / Nissan / Peugeot / Rover 4 Cyl.	77,00 mm
08-326300-00	793740-00-4	Piston ring set	Citroen / DAF / Fiat / Peugeot 4 Cyl.	92,00 mm
08-333400-10	793807-00-4	Piston ring set	Dacia / DAF / Renault / Volvo 4 Cyl.	73,00 mm
08-333400-10	793826-00-4	Piston ring set	Renault 4 Cyl.	73,00 mm
08-333500-00	793809-00-4	Piston ring set	ARO / Dacia / Peugeot / Renault / Volvo 4 Cyl.	76,00 mm
08-333500-10	793809-00-4	Piston ring set	ARO / Dacia / Peugeot / Renault / Volvo 4 Cyl.	76,00 mm
08-334200-00	793817-00-4	Piston ring set	Citroen / Peugeot / Renault / Talbot 4 Cyl.	75,00 mm
08-334300-00	793818-00-4	Piston ring set	Renault 4 Cyl.	79,00 mm
08-334400-00	793733-00-4	Piston ring set	Peugeot 4 Cyl.	88,00 mm
08-334600-00	793806-00-4	Piston ring set	Dacia / Renault / Volvo 4 Cyl.	70,00 mm
08-334600-10	793806-00-4	Piston ring set	Dacia / Renault / Volvo 4 Cyl.	70,00 mm
08-335000-10	793827-00-4	Piston ring set	Renault / Volvo 4 Cyl.	78,00 mm
08-335300-00	790413-00-1	Piston ring set	RVI 1 Cyl.	135,00 mm
08-335800-00	794009-00-2	Piston ring set	RVI 2 Cyl.	102,00 mm
08-335900-00	790422-00-1	Piston ring set	RVI 1 Cyl.	135,00 mm
08-336300-00	793811-00-4	Piston ring set	Renault 4 Cyl.	88,00 mm
08-336400-00	793802-00-4	Piston ring set	Renault 4 Cyl.	75,80 mm
08-336500-00	793829-00-4	Piston ring set	Dacia / Opel / Renault / Vauxhall 4 Cyl.	80,00 mm
08-336507-00	793829-50-4	Piston ring set	Dacia / Opel / Renault / Vauxhall 4 Cyl.	80,50 mm
08-337000-00	793831-00-4	Piston ring set	Chrysler / Renault 4 Cyl.	86,00 mm
08-337100-00	793808-00-4	Piston ring set	Chrysler / Renault 4 Cyl.	86,00 mm
08-337300-00	793832-00-4	Piston ring set	Renault 4 Cyl.	74,00 mm
08-337400-00	793840-00-4	Piston ring set	Renault / Volvo 4 Cyl.	82,70 mm
08-337500-00	790421-00-1	Piston ring set	RVI 1 Cyl.	120,00 mm
08-337700-00	793846-00-4	Piston ring set	Renault / Volvo 4 Cyl.	82,70 mm
08-343500-10	793903-00-1	Piston ring set	Scania 1 Cyl.	115,00 mm
08-347900-10	794011-00-1	Piston ring set	RVI 1 Cyl.	102,00 mm
08-349200-00	794601-00-4	Piston ring set	Seat 4 Cyl.	75,00 mm
08-361900-00	805502-00-1	Piston	Steyr	100,00 mm
08-361900-00	795504-00-1	Piston ring set	Steyr 1 Cyl.	100,00 mm
08-362000-00	795512-00-1	Piston ring set	Steyr 1 Cyl.	100,00 mm
08-373200-00	799627-00-4	Piston ring set	Toyota 4 Cyl.	81,00 mm
08-373800-00	790054-00-3	Piston ring set	Yanmar 3 Cyl.	92,00 mm
08-373800-00	799714-00-4	Piston ring set	Toyota / VW 4 Cyl.	92,00 mm
08-381100-00	795601-00-2	Piston ring set	UTB 2 Cyl.	108,00 mm
08-394800-00	795008-00-4	Piston ring set	VW 4 Cyl.	83,00 mm
08-399500-10	795108-00-1	Piston ring set	Volvo 1 Cyl.	130,18 mm
08-401000-00	795426-00-1	Piston ring set	Air Compressor 1 Cyl.	85,00 mm
08-403200-00	795406-00-1	Piston ring set	Westinghouse 1 Cyl.	60,00 mm
08-403600-00	795405-00-1	Piston ring set	Westinghouse 1 Cyl.	75,00 mm
08-404200-00	795002-00-4	Piston ring set	Audi / VW 4 Cyl.	75,00 mm

**VERGLEICHNUMMERN  
CROSS-REFERENCE  
Federal Mogul- SM**

Cross ref.	SM ref.:	Product Category	Manufacturer Type	Bore dia.
08-404500-00	795403-00-1	Piston ring set	Westinghouse 1 Cyl.	90,00 mm
08-405200-00	795018-00-4	Piston ring set	VW 4 Cyl.	76,50 mm
08-405200-00	795032-00-1	Piston ring set	VW / Volvo 1 Cyl.	76,50 mm
08-405207-00	795018-50-4	Piston ring set	VW 4 Cyl.	77,01 mm
08-405211-00	795018-10-4	Piston ring set	VW 4 Cyl.	77,51 mm
08-405600-10	795113-00-1	Piston ring set	Volvo 1 Cyl.	130,18 mm
08-405600-20	795113-00-1	Piston ring set	Volvo 1 Cyl.	130,18 mm
08-406200-00	795035-00-4	Piston ring set	VW 4 Cyl.	75,00 mm
08-407000-10	795106-00-1	Piston ring set	Volvo 1 Cyl.	104,775 mm
08-407100-00	795120-00-1	Piston ring set	Volvo 1 Cyl.	120,65 mm
08-407100-10	795120-00-1	Piston ring set	Volvo 1 Cyl.	120,65 mm
08-407700-10	795126-00-4	Piston ring set	Volvo 4 Cyl.	96,00 mm
08-408100-00	795127-00-4	Piston ring set	Volvo 4 Cyl.	96,00 mm
08-408400-00	795112-00-4	Piston ring set	Volvo 4 Cyl.	88,90 mm
08-408600-00	795408-00-2	Piston ring set	Westinghouse 2 Cyl.	63,50 mm
08-408700-00	795040-00-4	Piston ring set	VW 4 Cyl.	75,00 mm
08-420100-00	792040-00-1	Piston ring set	Fiat / Iveco 1 Cyl.	130,00 mm
08-420108-00	792040-60-1	Piston ring set	Fiat / Iveco 1 Cyl.	130,60 mm
08-420200-00	792041-00-1	Piston ring set	Fiat / Iveco 1 Cyl.	130,00 mm
08-420900-00	791285-00-1	Piston ring set	Mercedes Benz 1 Cyl.	130,00 mm
08-421000-00	795041-00-5	Piston ring set	Audi / VW / Volvo / Seat / Skoda 5 Cyl.	81,00 mm
08-421600-00	792007-00-4	Piston ring set	Fiat / Mitsubishi / Peugeot 4 Cyl.	95,80 mm
08-421700-00	791073-00-6	Piston ring set	Mercedes Benz 6 Cyl.	83,20 mm
08-421800-00	790740-00-2	Piston ring set	BMW 2 Cyl.	84,00 mm
08-422000-00	793854-00-4	Piston ring set	Nissan / Opel / Renault / Vauxhall 4 Cyl.	84,00 mm
08-422100-00	793639-00-2	Piston ring set	Perkins 2 Cyl.	100,00 mm
08-422200-00	790793-00-6	Piston ring set	BMW 6 Cyl.	80,00 mm
08-423000-00	793147-00-1	Piston ring set	MAN 1 Cyl.	120,00 mm
08-423400-00	792172-00-4	Piston ring set	Ford / Isuzu / Mazda / Volvo 4 Cyl.	87,50 mm
08-424000-00	793758-00-4	Piston ring set	Citroen/Fiat/Mazda/Mini/Peugeot/Suzuki/Volvo 4 Cyl	75,00 mm
08-424300-00	792177-00-3	Piston ring set	Ford 3 Cyl.	71,90 mm
08-424900-00	793822-00-4	Piston ring set	Fiat/Mercedes/Nissan/Opel/Renault/Vauxhall 4 Cyl.	80,00 mm
08-425000-00	794014-00-4	Piston ring set	Fiat / RVI 4 Cyl.	93,00 mm
08-425300-00	790748-00-2	Piston ring set	BMW / VW 2 Cyl.	84,00 mm
08-425600-00	792096-00-4	Piston ring set	Alfa Romeo /Fiat / Opel / Suzuki / Vauxhall 4 Cyl.	69,60 mm
08-425700-00	790748-00-2	Piston ring set	BMW / VW 2 Cyl.	84,00 mm
08-425800-00	793142-00-1	Piston ring set	MAN 1 Cyl.	128,00 mm
08-426100-00	792150-00-4	Piston ring set	Ford 4 Cyl.	76,00 mm
08-426200-00	793601-00-1	Piston ring set	Perkins 1Cyl.	105,00 mm
08-426600-00	799930-00-4	Piston ring set	Toyota 4 Cyl.	82,20 mm
08-426700-00	799691-00-4	Piston ring set	Toyota 4 Cyl.	79,00 mm
08-426800-00	791401-00-3	Piston ring set	Chevrolet / Daewoo 3 Cyl.	68,50 mm
08-427000-00	791270-00-1	Piston ring set	Mercedes Benz 1 Cyl.	128,00 mm
08-427100-00	791252-00-3	Piston ring set	Mercedes Benz / Smart 3 Cyl.	66,50 mm
08-427300-00	790736-00-4	Piston ring set	BMW 4 Cyl.	85,00 mm
08-427400-00	791256-00-2	Piston ring set	Mercedes Benz 2 Cyl.	83,00 mm
08-427500-00	791257-00-1	Piston ring set	Mercedes Benz 1 Cyl.	83,00 mm
08-427500-00	791257-00-4	Piston ring set	Mercedes Benz 4 Cyl.	83,00 mm
08-427600-00	791098-00-4	Piston ring set	Mercedes Benz 4 Cyl.	82,00 mm
08-427700-00	792068-00-4	Piston ring set	Citroen / Fiat / Ford / Jaguar / Peugeot 4 Cyl.	86,00 mm
08-427707-00	792068-50-4	Piston ring set	Citroen / Fiat / Ford / Jaguar / Peugeot 4 Cyl.	86,50 mm
08-427800-00	793559-00-4	Piston ring set	Opel / Vauxhall 4 Cyl.	79,00 mm
08-428000-00	792037-00-1	Piston ring set	Fiat / Iveco 1 Cyl.	135,00 mm
08-428600-00	793128-00-1	Piston ring set	MAN 1 Cyl.	120,00 mm
08-428700-00	791276-00-4	Piston ring set	Mercedes Benz 4 Cyl.	88,00 mm
08-429300-00	792082-00-4	Piston ring set	Alfa / Chrysler / Fiat / Lancia 4 Cyl.	79,50 mm
08-429500-00	793556-00-1	Piston ring set	Daewoo / Opel / Suzuki / Vauxhall 1 Cyl.	73,40 mm
08-43000-00	791531-00-1	Piston ring set	KHD / RVI / Volvo 1 Cyl.	108,00 mm
08-431700-00	792481-00-4	Piston ring set	Hyundai / Kia 4 Cyl.	91,00 mm
08-432200-00	790756-00-4	Piston ring set	BMW 4 Cyl.	84,00 mm
08-432200-10	790759-00-2	Piston ring set	BMW 2 Cyl.	84,00 mm
08-432300-00	795019-00-4	Piston ring set	Audi /Mitsubishi /Seat /Skoda /Volkswagen 4 Cyl.	81,00 mm
08-432300-10	795019-00-4	Piston ring set	Audi /Mitsubishi /Seat /Skoda /Volkswagen 4 Cyl.	81,00 mm
08-432400-00	793728-00-2	Piston ring set	Citroen / Jaguar / Land Rover / Peugeot 2 Cyl.	81,00 mm
08-432500-00	791316-00-1	Piston ring set	DAF 1 Cyl.	130,00 mm
08-432700-00	792021-00-2	Piston ring set	Fiat 2 Cyl.	104,00 mm
08-432800-00	793145-00-1	Piston ring set	MAN 1 Cyl.	128,00 mm

**VERGLEICHNUMMERN  
CROSS-REFERENCE  
Federal Mogul- SM**

Cross ref.	SM ref.:	Product Category	Manufacturer Type	Bore dia.
08-432900-00	795020-00-4	Piston ring set	Audi / Seat / Skoda / Volkswagen 4 Cyl.	79,50 mm
08-432907-00	795020-00-4	Piston ring set	Audi / Seat / Skoda / Volkswagen 4 Cyl.	79,50 mm
08-433100-00	795028-00-2	Piston ring set	Audi / VW 2 Cyl.	83,00 mm
08-433200-00	792095-00-4	Piston ring set	Alfa / Fiat / Lancia / Opel 4 Cyl.	72,00 mm
08-433600-00	793770-00-4	Piston ring set	Citroen / Ford / Peugeot / Toyota / Volvo 4 Cyl.	75,00 mm
08-433800-00	793134-00-1	Piston ring set	MAN 1 Cyl.	128,00 mm
08-433900-00	795003-00-4	Piston ring set	VW 4 Cyl.	76,50 mm
08-433907-00	795003-50-4	Piston ring set	VW 4 Cyl.	77,00 mm
08-434100-00	792019-00-1	Piston ring set	Fiat 1 Cyl.	125,00 mm
08-434300-00	795024-00-6	Piston ring set	Audi / VW 6 Cyl.	83,00 mm
08-434600-00	790752-00-2	Piston ring set	BMW 2 Cyl.	84,00 mm
08-434800-00	795424-00-1	Piston ring set	Air compressor / Ford / MAN 1Cyl.	92,00 mm
08-435100-10	795057-00-2	Piston ring set	Audi / Seat / Skoda / Volkswagen 2 Cyl.	82,50 mm
08-435300-00	793559-00-4	Piston ring set	Opel / Vauxhall 4 Cyl.	79,00 mm
08-436100-00	799191-00-4	Piston ring set	Nissan 4 Cyl.	89,00 mm
08-436500-00	793509-00-4	Piston ring set	Alfa / Chrysler / Fiat / Opel / Suzuki / 4 Cyl.	83,00 mm
08-436700-00	791120-00-4	Piston ring set	Citroen/ Ford/ Jaguar/ Mitsubishi/ Peugeot 4 Cyl.	85,00 mm
08-437000-00	792174-00-4	Piston ring set	Ford 4 Cyl.	82,50 mm
08-437400-00	791413-00-4	Piston ring set	Chevrolet / Opel / Vauxhall 4 Cyl.	72,50 mm
08-437500-00	791323-00-1	Piston ring set	DAF / Tatra / VDL 1 Cyl.	130,00 mm
08-437600-00	793910-00-1	Piston ring set	Scania 1 Cyl.	127,00 mm
08-438300-00	792013-00-4	Piston ring set	Alfa Romeo/Chrysler/Fiat/Lancia/Opel 4 Cyl.	72,00 mm
08-438600-00	793548-00-4	Piston ring set	Daewoo / Opel 4 Cyl.	76,50 mm
08-438800-00	790419-00-1	Piston ring set	RVI / Volvo 1 Cyl.	123,00 mm
08-439100-00	793772-00-2	Piston ring set	Citroen / Jaguar / Land Rover / Peugeot 2 Cyl.	84,00 mm
08-439100-10	792180-00-2	Piston ring set	Citroen / Jaguar / Land Rover / Peugeot 2 Cyl.	84,00 mm
08-440000-00	799686-00-4	Piston ring set	Toyota 4 Cyl.	75,00 mm
08-440100-00	799015-00-4	Piston ring set	Mitsubishi / Nissan 4 Cyl.	78,00 mm
08-440600-00	791278-00-1	Piston ring set	Detroit Diesel / Mercedes Benz 1 Cyl.	132,00 mm
08-440700-00	790739-00-1	Piston ring set	BMW 1 Cyl.	82,00 mm
08-440700-00	790739-00-2	Piston ring set	BMW 2 Cyl.	82,00 mm
08-440900-00	791265-00-2	Piston ring set	Mercedes Benz 2 Cyl.	88,00 mm
08-441200-00	790432-00-1	Piston ring set	RVI 1 Cyl.	123,00 mm
08-441900-00	792076-00-2	Piston ring set	Fiat 2 Cyl.	83,50 mm
08-442300-10	795012-00-4	Piston ring set	Audi / Seat / Skoda / VW 4 Cyl.	71,00 mm
08-442400-00	791550-00-1	Piston ring set	KHD 1 Cyl.	102,00 mm
08-442900-00	793716-00-3	Piston ring set	Citroen / Peugeot 3 Cyl.	75,00 mm
08-442900-10	793719-00-3	Piston ring set	Citroen / DS / Opel / Peugeot 4 Cyl.	75,00 mm
08-443200-00	793148-00-1	Piston ring set	MAN 1 Cyl.	126,00 mm
08-444500-00	791014-00-1	Piston ring set	Mercedes Benz 1 Cyl.	125,00 mm
08-444800-00	790755-00-4	Piston ring set	BMW / Mini 4 Cyl.	77,00 mm
08-444800-00	793775-00-4	Piston ring set	Citroen / Peugeot 4 Cyl.	77,00 mm
08-445400-00	790815-00-2	Piston ring set	Cummins / DAF / Ford 2 Cyl.	107,00 mm
08-446000-00	799625-00-4	Piston ring set	Daihatsu / Subaru / Toyota 4 Cyl	72,50 mm
08-447400-00	799742-00-4	Piston ring set	Toyota 4 Cyl.	92,00 mm
08-448500-00	792493-00-4	Piston ring set	Hyundai / Kia 4 Cyl.	71,00 mm
08-448507-00	792493-50-4	Piston ring set	Hyundai / Kia 4 Cyl.	71,50 mm
08-449700-00	790746-00-4	Piston ring set	BMW 4 Cyl.	84,00 mm
08-449700-00	790757-00-1	Piston ring set	BMW 1 Cyl.	84,00 mm
08-450400-00	793825-00-1	Piston ring set	Dacia/Mercedes Benz/Nissan/Renault/Smart 1 Cyl.	72,20 mm
08-451400-00	795033-00-6	Piston ring set	Audi / Porsche / VW 6 Cyl.	83,00 mm
08-452800-10	792181-00-4	Piston ring set	Ford 4 Cyl.	79,00 mm
08-500300-00	795179-00-1	Piston ring set	Volvo 1 Cyl.	144,00 mm
08-500500-00	795123-00-1	Piston ring set	Volvo 1 Cyl.	120,65 mm
08-500500-00	795123-00-2	Piston ring set	Volvo 2 Cyl.	120,65 mm
08-501300-00	795132-00-1	Piston ring set	Volvo 1 Cyl.	130,18 mm
08-501300-00	795132-00-2	Piston ring set	Volvo 2 Cyl.	130,18 mm
08-501400-00	795124-00-1	Piston ring set	Volvo 1 Cyl.	104,775 mm
08-501500-00	795009-00-5	Piston ring set	Audi / Volvo /Volkswagen 5 Cyl.	81,00 mm
08-501507-00	795009-50-5	Piston ring set	Audi / Volvo / Volkswagen 5 Cyl.	81,50 mm
08-501600-00	795120-00-1	Piston ring set	Volvo 1 Cyl.	120,65 mm
08-501700-00	795113-00-1	Piston ring set	Volvo 1 Cyl.	130,18 mm
08-501800-00	795052-00-2	Piston ring set	Audi / Seat / Skoda / VW 2 Cyl.	82,50 mm
08-501807-00	795057-50-2	Piston ring set	Audi / Seat / Skoda / Volkswagen 2 Cyl.	83,00 mm
08-501900-00	795036-00-4	Piston ring set	Audi / VW 4 Cyl.	81,00 mm
08-501907-00	795036-50-4	Piston ring set	Audi / VW 4 Cyl.	81,50 mm
08-502100-00	795110-00-1	Piston ring set	Volvo 1 Cyl.	83,00 mm

**VERGLEICHNUMMERN  
CROSS-REFERENCE  
Federal Mogul- SM**

Cross ref.	SM ref.:	Product Category	Manufacturer Type	Bore dia.
08-502200-00	795001-00-4	Piston ring set	VW 4 Cyl.	75,00 mm
08-502300-00	795036-10-4	Piston ring set	Audi / VW 4 Cyl.	82,00 mm
08-502400-00	795004-00-4	Piston ring set	VW 4 Cyl.	76,50 mm
08-502407-00	795004-50-4	Piston ring set	VW 4 Cyl.	77,00 mm
08-502600-00	795129-00-1	Piston ring set	Volvo 1 Cyl.	120,65 mm
08-502700-00	795130-00-1	Piston ring set	Volvo 1 Cyl.	104,775 mm
08-502800-00	795077-00-4	Piston ring set	Audi / Seat / Skoda / VW 4 Cyl.	76,50 mm
08-502900-00	795069-00-4	Piston ring set	Audi / Seat / Skoda / Volkswagen 4 Cyl.	81,00 mm
08-502900-00	795074-00-4	Piston ring set	Audi / Seat / Skoda / VW 4 Cyl.	81,00 mm
08-520200-00	794014-00-4	Piston ring set	Fiat / RVI 4 Cyl.	93,00 mm
08-520500-00	790622-00-4	Piston ring set	Rover 4 Cyl.	75,00 mm
08-520800-00	790820-00-1	Piston ring set	Cummins 1 Cyl.	117,47 mm
08-522500-00	798045-00-2	Piston ring set	Isuzu 2 Cyl.	102,00 mm
08-522700-00	790623-00-4	Piston ring set	BLMC / Land Rover / Rover 4 Cyl.	80,00 mm
08-522900-00	794012-00-2	Piston ring set	RVI 2 Cyl.	102,00 mm
08-523800-00	794302-00-1	Piston ring set	Lister 1 Cyl.	95,25 mm
08-524700-00	792025-00-1	Piston ring set	Fiat 1 Cyl.	115,00 mm
08-525100-00	793604-00-1	Piston ring set	Fordson / Perkins 1 Cyl.	91,48 mm
08-528300-00	792043-00-2	Piston ring set	Fiat 2 Cyl.	70,00 mm
08-529200-00	795436-00-1	Piston ring set	Air Compressor 1 Cyl.	82,00 mm
08-529300-00	792085-00-5	Piston ring set	Fiat 5 Cyl.	82,00 mm
08-702300-00	790417-00-1	Piston ring set	RVI 1 Cyl.	135,00 mm
08-702600-00	790716-00-4	Piston ring set	BMW 4 Cyl.	84,00 mm
08-702600-00	790717-00-6	Piston ring set	BMW 6 Cyl.	84,00 mm
08-702800-00	790707-00-6	Piston ring set	BMW 6 Cyl.	84,00 mm
08-704200-00	790703-00-4	Piston ring set	BMW 4 Cyl.	84,00 mm
08-704500-00	790701-00-2	Piston ring set	BMW / Land Rover / Opel / Vauxhall 2 Cyl.	80,00 mm
08-704500-00	790720-00-6	Piston ring set	BMW / Land Rover / Opel / Vauxhall 6 Cyl.	80,00 mm
08-704700-00	790708-00-6	Piston ring set	BMW 6 Cyl.	84,00 mm
08-704800-00	790722-00-4	Piston ring set	BMW 4 Cyl.	84,00 mm
08-704900-00	790719-00-6	Piston ring set	BMW 6 Cyl.	80,00 mm
08-705000-00	790702-00-6	Piston ring set	BMW 6 Cyl.	80,00 mm
08-740000-00	791044-00-1	Piston ring set	Mercedes Benz / FAP-Famos 1 Cyl.	97,50 mm
08-740007-00	791031-10-1	Piston ring set	Mercedes Benz 1 Cyl.	98,00 mm
08-740007-00	791044-50-1	Piston ring set	Mercedes Benz 1 Cyl.	98,00 mm
08-740400-00	791532-00-1	Piston ring set	KHD 1 Cyl.	128,00 mm
08-740900-00	791535-00-1	Piston ring set	KHD 1 Cyl.	102,00 mm
08-741000-00	791536-00-1	Piston ring set	KHD 1 Cyl.	95,00 mm
08-741100-00	791056-00-4	Piston ring set	Mercedes Benz 4 Cyl.	92,00 mm
08-741200-00	795418-00-1	Piston ring set	Westinghouse 1 Cyl.	85,00 mm
08-741200-00	795418-00-2	Piston ring set	Westinghouse 2 Cyl.	85,00 mm
08-741600-00	791311-00-2	Piston ring set	DAF 2 Cyl.	104,17 mm
08-742500-00	795404-00-1	Piston ring set	Westinghouse 1 Cyl.	75,00 mm
08-742600-00	795420-00-1	Piston ring set	Knorr 1 Cyl.	88,00 mm
08-743100-00	791016-00-5	Piston ring set	Mercedes Benz / Ssang Yong 5 Cyl.	89,00 mm
08-743100-00	791059-00-1	Piston ring set	Mercedes Benz / Ssang Yong 1 Cyl.	89,00 mm
08-743100-00	791059-00-4	Piston ring set	Mercedes Benz / Ssang Yong 4 Cyl.	89,00 mm
08-743100-00	791059-00-4	Piston ring set	Mercedes Benz / Ssang Yong 4 Cyl.	89,00 mm
08-743107-00	791016-50-5	Piston ring set	Mercedes Benz / Ssang Yong 5 Cyl.	89,50 mm
08-743107-00	791059-50-1	Piston ring set	Mercedes Benz / Ssang Yong 1 Cyl.	89,50 mm
08-743107-00	791059-50-4	Piston ring set	Mercedes Benz / Ssang Yong 4 Cyl.	89,50 mm
08-743120-00	791016-70-5	Piston ring set	Mercedes Benz / Ssang Yong 5 Cyl.	89,70 mm
08-743120-00	791059-70-1	Piston ring set	Mercedes Benz / Ssang Yong 1 Cyl.	89,70 mm
08-743120-00	791059-70-4	Piston ring set	Mercedes Benz / Ssang Yong 4 Cyl.	89,70 mm
08-743200-00	791060-00-1	Piston ring set	Mercedes Benz 1 Cyl.	130,00 mm
08-743400-00	791312-00-1	Piston ring set	DAF 1 Cyl.	130,00 mm
08-743600-00	791048-00-1	Piston ring set	Mercedes Benz 1 Cyl.	87,00 mm
08-743607-00	791048-50-1	Piston ring set	Mercedes Benz 1 Cyl.	87,50 mm
08-744100-00	791538-00-1	Piston ring set	KHD 1 Cyl.	102,00 mm
08-744200-00	791540-00-1	Piston ring set	KHD 1 Cyl.	102,00 mm
08-744600-00	791539-00-1	Piston ring set	KHD 1 Cyl.	100,00 mm
08-744700-00	791534-00-1	Piston ring set	KHD 1 Cyl.	102,00 mm
08-780000-00	792126-00-4	Piston ring set	Ford 4 Cyl.	86,20 mm
08-781900-00	790258-00-1	Piston ring set	New Holland 1 Cyl.	100,00 mm
08-782000-00	790259-00-1	Piston ring set	New Holland 1 Cyl.	103,00 mm
08-782000-00	792049-00-1	Piston ring set	Fiat 1 Cyl.	103,00 mm
08-782700-00	792061-00-4	Piston ring set	Fiat 4 Cyl.	65,00 mm

**VERGLEICHNUMMERN  
CROSS-REFERENCE  
Federal Mogul- SM**

Cross ref.	SM ref.:	Product Category	Manufacturer Type	Bore dia.
08-783000-00	792033-00-1	Piston ring set	Fiat 1 Cyl.	137,00 mm
08-783300-00	793565-00-4	Piston ring set	Opel 4 Cyl.	93,00 mm
08-783500-00	792105-00-4	Piston ring set	Ford / Opel 4 Cyl.	82,50 mm
08-783600-00	792003-00-4	Piston ring set	Fiat 4 Cyl.	80,50 mm
08-783700-00	792009-00-4	Piston ring set	Citroen / Fiat / Lancia 4 Cyl.	86,40 mm
08-784100-00	792123-00-4	Piston ring set	Ford 4 Cyl.	68,70 mm
08-784200-00	792103-00-4	Piston ring set	Ford 4 Cyl.	86,00 mm
08-784800-00	792134-00-4	Piston ring set	Ford 4 Cyl.	93,67 mm
08-785000-00	792112-00-4	Piston ring set	Ford 4 Cyl.	74,00 mm
08-785007-00	792112-50-4	Piston ring set	Ford 4 Cyl.	74,50 mm
08-785200-00	792132-00-4	Piston ring set	Ford 4 Cyl.	82,50 mm
08-785300-00	792028-00-2	Piston ring set	Fiat 2 Cyl.	120,00 mm
08-785300-00	792028-00-2	Piston ring set	Fiat 2 Cyl.	120,00 mm
08-786300-00	792135-00-4	Piston ring set	Ford 4 Cyl.	76,00 mm
08-786700-00	792081-00-4	Piston ring set	Fiat 4 Cyl.	80,50 mm
08-787000-00	790119-00-4	Piston ring set	Alfa Romeo 4 Cyl.	82,00 mm
08-787000-00	792074-00-1	Piston ring set	Fiat 1 Cyl.	82,00 mm
08-854700-00	792090-00-4	Piston ring set	Fiat / Opel / Renault / Peugeot / RVI 4 Cyl.	94,40 mm
08-879200-00	793580-00-4	Piston ring set	Chevrolet / Daewoo / Opel / Vauxhall 4 Cyl.	83,00 mm
08-960200-00	799413-00-4	Piston ring set	Bedford / Suzuki / Vauxhall 4 Cyl.	65,50 mm
08-960800-00	793914-00-1	Piston ring set	Scania 1 Cyl.	127,00 mm
08-960900-00	793913-00-1	Piston ring set	Scania 1 Cyl.	115,00 mm
08-961300-00	793914-00-1	Piston ring set	Scania 1 Cyl.	127,00 mm
08-961600-00	793129-00-1	Piston ring set	MAN 1 Cyl.	123,00 mm
08-962500-00	793916-00-1	Piston ring set	Scania 1 Cyl.	127,00 mm
08-963300-00	793920-00-4	Piston ring set	Saab 4 Cyl.	90,00 mm
08-990100-00	795045-00-4	Piston ring set	Audi / VW / Seat / Skoda 4 Cyl.	79,50 mm
08-990100-00	795048-00-1	Piston ring set	Audi / Ford / Seat / Skoda / VW 1 Cyl.	79,50 mm
08-990107-00	795045-50-4	Piston ring set	Audi / VW / Seat / Skoda 4 Cyl.	80,00 mm
08-990107-00	795048-50-1	Piston ring set	Audi / Ford / VW 1 Cyl.	80,00 mm
08-990111-00	795045-10-4	Piston ring set	Audi / VW / Seat / Skoda 4 Cyl.	80,50 mm
08-990111-00	795048-10-1	Piston ring set	Audi / Ford / VW 1 Cyl.	80,50 mm
08-990500-00	793907-00-2	Piston ring set	Scania 2 Cyl.	127,00 mm
08-990500-00	793907-00-1	Piston ring set	Scania 1 Cyl.	127,00 mm
08-990700-00	795414-00-2	Piston ring set	Westinghouse 2 Cyl.	75,00 mm
08-990707-00	795414-50-2	Piston ring set	Westinghouse 2 Cyl.	75,50 mm
08-991400-00	795053-00-4	Piston ring set	Audi / VW 4 Cyl.	82,50 mm
08-991407-00	795053-50-4	Piston ring set	Audi / VW 4 Cyl.	83,00 mm
14-010780-00	952017-1	Cylinder liner	Fiat	semi
14-018002-00	952060-1	Cylinder liner	Fiat / Iveco	semi
14-020230-10	952069-1	Cylinder liner	Fiat / Iveco	137,00 mm
14-020420-00	955012-4	Cylinder liner	Volkswagen	81,00 mm
14-020540-00	952123-1	Cylinder liner	Ford	89,90 mm
14-020870-00	953613-1	Cylinder liner	Perkins	semi
14-020900-00	953706-4	Cylinder liner	Citroen / Ford / Mazda / Mini / Peugeot	semi
14-021120-00	953713-1	Cylinder liner	Citroen/Fiat/Ford/Jaguar/Land Rover/Peugeot	semi
14-021371-00	952005-4	Cylinder liner	Fiat	semi
14-021410-00	951303-1	Cylinder liner	DAF	130,00 mm
14-021450-00	958002-1	Cylinder liner	Isuzu	93,00 mm
14-021750-00 D	951510-1	Cylinder liner	KHD	94,00 mm
14-023520-00	953510-4	Cylinder liner	Bedford / Opel / Vauxhall	semi
14-024830-00	953701-4	Cylinder liner	Citroen / Peugeot	semi
14-025800-00	951067-1	Cylinder liner	Mercedes Benz	semi
14-025801-00	951030-1	Cylinder liner	Mercedes Benz	semi
14-025890-00	951035-1	Cylinder liner	Mercedes Benz	semi
14-026240-00	951026-4	Cylinder liner	Mercedes Benz	semi
14-026240-00	951040-4	Cylinder liner	Mercedes Benz	semi
14-027680-00	953137-1	Cylinder liner	MAN	108,00 mm
14-027950-00	955008-4	Cylinder liner	Volkswagen	semi
14-028240-00	955501-1	Cylinder liner	Steyr / Sinotruk / Weichai	126,00 mm
14-261790-00	953818-1	Cylinder liner	RVI	98,00 mm
14-265960-00	953816-1	Cylinder liner	RVI	102,00 mm
14-400510-00	955102-1	Cylinder liner	Volvo	98,43 mm
14-450160-00	955133-1	Cylinder liner	Volvo	131,00 mm
14-450370-00	953125-2	Cylinder liner with seal set	MAN	125,00mm
14-450370-00	953125-1	Cylinder liner	MAN	125,00 mm
14-450490-00	955502-1	Cylinder liner	Steyr	100,00 mm

**VERGLEICHNUMMERN  
CROSS-REFERENCE  
Federal Mogul- SM**

Cross ref.	SM ref.:	Product Category	Manufacturer Type	Bore dia.
14-450590-00	955134-1	Cylinder liner	Volvo	131,00 mm
14-450590-00	955134-2	Cylinder Liner	Volvo	131,00 mm
14-450630-00	953147-1	Cylinder liner	MAN	120,00 mm
14-450630-00	953147-2	Cylinder liner with seal set	MAN	120,00 mm
14-450810-00	955165-1	Cylinder liner	Volvo	107,00 mm
14-450810-00	955165-2	Cylinder liner	Volvo	107,00 mm
14-451040-00	953103-2	Cylinder liner with seal set	MAN / Neoplan	126,00 mm
14-451160-00	951046-1	Cylinder liner	Mercedes Benz	128,00 mm
14-451160-00	951046-2	Cylinder liner with seal set	Mercedes Benz	128,00 mm
14-451190-00	955161-1	Cylinder liner	Volvo / Renault	131,00 mm
14-451190-00	955161-2	Cylinder liner with seal set	Volvo / Renault	131,00 mm
14-451660-00	951043-1	Cylinder liner	Mercedes Benz	125,00 mm
14-451660-00	951043-2	Cylinder liner with seal set	Mercedes Benz	125,00 mm
14-452030-00	951044-1	Cylinder liner	Mercedes Benz	128,00 mm
14-452920-00	953130-1	Cylinder liner	MAN	128,00 mm
14-456980-00	951092-1	Cylinder liner	Mercedes Benz	128,00 mm
14-456980-00	951092-2	Cylinder liner with seal set	Mercedes Benz	128,00 mm
14-480440-00	953813-1	Cylinder liner	RVI / Volvo	123,00 mm
14-636500-00	953724-4	Cylinder liner	Caterpillar / Citroen / Fiat / Iveco / Peugeot	88,00 mm
14-636730-00	953842-4	Cylinder liner	DAF / Renault / Volvo	70,00 mm
14-68484-00	952053-1	Cylinder liner	Fiat / Iveco	115,00 mm
15-260050-00	952008-1	Cylinder liner	Fiat / Iveco	135,00 mm
15-450630-00	953147-1	Cylinder liner	MAN	120,00 mm
15-450630-00	953147-2	Cylinder liner with seal set	MAN	120,00 mm
15-451040-00	953103-1	Cylinder liners	MAN / Neoplan	126,00 mm
15-451070-00	951098-1	Cylinder liner	Mercedes-Benz	128,00 mm
15-451070-10	951098-1	Cylinder liner	Mercedes-Benz	128,00 mm
15-458900-00	955103-1	Cylinder liner	Volvo	98,43 mm
15-480090-00	954012-1	Cylinder liner	RVI	102,00 mm
15-480090-00	954012-2	Cylinder liner with seal set	RVI	102,00 mm
15-630820-00	953844-4	Cylinder liner	Renault / Volvo	76,00 mm
15-630820-00	953844-4	Cylinder liner	Renault / Volvo	76,00 mm
87-101100-10	805165-00-1	Piston	Volvo	144,00 mm
87-103900-00	802038-00-1	Piston	Iveco	104,00 mm
87-103900-40	802040-00-1	Piston	Iveco	104,00 mm
87-104000-00	803705-00-1	Piston	Peugeot	82,20 mm
87-104100-00	803817-00-1	Piston	Nissan / Renault	69,00 mm
87-108200-00	802025-00-1	Piston	Citroen / Fiat / Iveco / Renault	94,40 mm
87-109400-50	805080-00-1	Piston	Audi / VW	81,01 mm
87-109407-50	805080-50-1	Piston	Audi / VW	81,51 mm
87-109507-00	805010-50-1	Piston	Volkswagen	77,01 mm
87-109807-10	805077-50-1	Piston	Volkswagen	77,01 mm
87-109811-10	805077-10-1	Piston	Volkswagen	77,51 mm
87-112400	803743-00-1	Piston	Peugeot/ Citroen	92,00 mm
87-114900-05	805048-00-1	Piston	Audi / Ford / Seat / VW	79,51 mm
87-114900-35	805035-00-1	Piston	Audi / Ford / Seat / Skoda / VW	79,51 mm
87-117900-00	801014-00-1	Piston	Mercedes Benz	88,00 mm
87-117907-00	801014-50-1	Piston	Mercedes Benz	88,50 mm
87-121800-00	802031-00-1	Piston	Fiat / Iveco	115,00 mm
87-121900-00	802030-00-1	Piston	Fiat / Iveco	125,00 mm
87-122000-00	802032-00-1	Piston	Fiat / Iveco	135,00 mm
87-123200-10	805141-00-1	Piston	Volvo	131,01 mm
87-123200-40	805140-00-1	Piston	Volvo	131,01 mm
87-123400-00	803831-00-1	Piston	Dacia / Nissan / Renault / Suzuki	76,00 mm
87-123400-10	803831-00-1	Piston	Dacia / Nissan / Renault / Suzuki	76,00 mm
87-123400-20	803802-00-1	Piston	Dacia / Nissan / Renault	76,00 mm
87-123400-22	803830-00-1	Piston	Dacia / Nissan / Renault / Suzuki	76,00 mm
87-123400-42	803831-00-1	Piston	Dacia / Nissan / Renault / Suzuki	76,00 mm
87-123407-20	803802-50-1	Piston	Dacia / Nissan / Renault	76,50 mm
87-124000-30	802023-00-1	Piston	Alfa/Fiat/Lancia/Opel/Saab/Suzuki/Vauxhall	82,00 mm
87-136400-00	801015-00-1	Piston	Mercedes Benz	88,01 mm
87-136407-00	801015-50-1	Piston	Mercedes Benz	88,51 mm
87-136500-00	803142-00-1	Piston	MAN	108,00 mm
87-136500-90	803153-00-1	Piston	MAN	108,00 mm
87-137600-00	802021-00-1	Piston	Chevrolet / Fiat / Lancia / Opel / Suzuki/Vauxhall	69,60 mm
87-138400-30	802026-00-1	Piston	Fiat / Lancia	70,80 mm
87-139500-00	805029-00-1	Piston	Audi / Mitsubishi / Seat / Skoda / VW	81,01 mm

**VERGLEICHNUMMERN  
CROSS-REFERENCE  
Federal Mogul- SM**

Cross ref.	SM ref.:	Product Category	Manufacturer Type	Bore dia.
87-139500-30	805030-00-1	Piston	Volkswagen	81,01 mm
87-139500-40	805031-00-1	Piston	Volkswagen	81,01 mm
87-139507-00	805029-50-1	Piston	Audi / Mitsubishi / Seat / Skoda / VW	81,51 mm
87-141300-20	802130-00-1	Piston	Ford	79,00 mm
87-141900-00	805157-00-1	Piston	Volvo	107,00 mm
87-142900-00	802042-00-1	Piston	Iveco	112,00 mm
87-143600-00	803918-00-1	Piston	Scania	127,00 mm
87-143800-00	803146-00-1	Piston	MAN	128,00 mm
87-143800-32	803145-00-1	Piston	MAN	128,00 mm
87-146500-00	801521-00-1	Piston	KHD	94,00 mm
87-148100-00	802127-00-1	Piston	Ford	89,91 mm
87-148100-10	802119-00-1	Piston	Ford	89,90 mm
87-148100-30	802117-00-1	Piston	Ford	89,90 mm
87-148100-80	802123-00-1	Piston	Ford	89,90 mm
87-148100-85	802122-00-1	Piston	Ford	89,90 mm
87-152000-10	803703-00-1	Piston	Citroen / Peugeot	83,00 mm
87-152010-10	803703-80-1	Piston	Citroen / Peugeot	83,80 mm
87-154400-00	803740-00-1	Piston	Citroen / Peugeot	75,00 mm
87-174300-00	801031-00-1	Piston	Mercedes Benz	97,00 mm
87-174307-00	801031-50-1	Piston	Mercedes Benz	97,50 mm
87-174311-00	801032-00-1	Piston	Mercedes Benz	98,00 mm
87-176700-00	801061-00-1	Piston	Mercedes Benz	90,90 mm
87-176900-00	801035-00-1	Piston	Mercedes Benz	128,00 mm
87-176900-52	801035-00-1	Piston	Mercedes Benz	128,00 mm
87-176907-00	801035-50-1	Piston	Mercedes Benz	128,50 mm
87-176911-00	801035-10-1	Piston	Mercedes Benz	129,00 mm
87-206600-10	802118-00-1	Piston	Ford	90,80 mm
87-207500-30	802033-00-1	Piston	Iveco	110,00 mm
87-207800-00	802047-00-1	Piston	Fiat / Iveco	137,00 mm
87-245500-10	802053-00-1	Piston	Fiat/ Iveco	115,00 mm
87-252500-10	801511-00-1	Piston	KHD	91,00 mm
87-252507-10	801511-50-1	Piston	KHD	91,50 mm
87-280000-00	803149-00-1	Piston	MAN	108,00 mm
87-280200-10	803127-00-1	Piston	MAN	125,00 mm
87-283100-00	803134-00-1	Piston	MAN	128,00 mm
87-283100-30	803130-00-1	Piston	MAN	128,00 mm
87-287100-00	808803-00-1	Piston	Mitsubishi	91,10 mm
87-287100-00	808803-50-1	Piston	Mitsubishi	91,60 mm
87-288800-00	801068-00-1	Piston	Mercedes Benz	97,50 mm
87-289300-10	801080-00-1	Piston	Mercedes Benz	102,00 mm
87-289600-00	801088-00-1	Piston	Mercedes Benz	130,00 mm
87-321500-10	803702-00-1	Piston	Citroen / Peugeot	80,00 mm
87-325800-00	803726-00-1	Piston	Citroen / Nissan / Peugeot / Rover	77,00 mm
87-325806-00	803726-40-1	Piston	Citroen / Nissan / Peugeot / Rover	77,40 mm
8733350000	803844-00-1	Piston	Renault / Volvo	76,00 mm
8733460000	803842-00-1	Piston	DAF / Renault / Volvo	70,00 mm
87-335000-00	803806-00-1	Piston	Renault	78,00 mm
87-335000-10	803805-00-1	Piston	Renault	78,00 mm
87-336500-00	803807-00-1	Piston	Renault	80,00 mm
87-373800-10	809703-00-1	Piston	Toyota	92,00 mm
87-404500-00	801037-00-1	Piston	Mercedes Benz	90,00 mm
87-405500-10	805102-00-1	Piston	Volvo	98,43 mm
87-420100-00	802060-00-1	Piston	Fiat / Iveco	130,00 mm
87-420200-00	802061-00-1	Piston	Fiat / Iveco	130,00 mm
87-420900-00	801087-00-1	Piston	Mercedes Benz	130,00 mm
87-421000-10	805050-00-1	Piston	Volkswagen	81,01 mm
87-421000-20	805051-00-1	Piston	Volkswagen	81,01 mm
87-422007-00	803825-50-1	Piston	Renault	84,00 mm
87-422300-00	803818-00-1	Piston	Nissan / Renault	80,00 mm
87-423000-00	803148-00-1	Piston	MAN	120,00 mm
87-423000-10	803147-00-1	Piston	MAN	120,00 mm
87-424000-00	803710-00-1	Piston	Citroen/Fiat/Ford/Mazda/Mini/Peugeot/Volvo	75,00 mm
87-424200-00	802415-00-1	Piston	Hyundai	76,50 mm
87-424300-00	802128-00-1	Piston	Ford	71,91 mm
87-424307-00	802128-50-1	Piston	Ford	72,41 mm
87-424800-00	802424-00-1	Piston	Hyundai	77,00 mm
87-426200-00	803613-00-1	Piston	Perkins	105,00 mm

**VERGLEICHNUMMERN  
CROSS-REFERENCE  
Federal Mogul- SM**

Cross ref.	SM ref.:	Product Category	Manufacturer Type	Bore dia.
87-427600-10	801003-00-1	Piston	Mercedes Benz	82,00 mm
87-427700-10	802126-00-1	Piston	Citroen / Fiat / Ford / Jaguar / Peugeot	86,00 mm
87-427700-40	802124-00-1	Piston	Ford	86,00 mm
87-427700-50	802125-00-1	Piston	Citroen / Ford / Peugeot	86,00 mm
87-427707-10	802126-50-1	Piston	Citroen / Fiat / Ford / Jaguar / Peugeot	86,50 mm
87-427707-40	802124-50-1	Piston	Ford	86,50 mm
87-427707-50	802125-50-1	Piston	Citroen / Ford / Peugeot	86,50 mm
87-427800-00	803514-00-1	Piston	Opel / Vauxhall	79,00 mm
87-428600-00	803152-00-1	Piston	MAN	120,00 mm
87-428700-00	801065-00-1	Piston	Mercedes Benz	88,00 mm
87-429500-00	803513-00-1	Piston	Opel / Vauxhall	73,40 mm
87-429500-30	803510-00-1	Piston	Chevrolet / Opel / Vauxhall	73,40 mm
87-429900-00	805037-00-1	Piston	Audi / Seat / Skoda / VW	76,51 mm
87-429907-00	805037-50-1	Piston	Audi / Seat / Skoda / VW	77,01 mm
87-431000-10	803102-00-1	Piston	MAN / Neoplan	126,00 mm
87-431900-00	802414-00-1	Piston	Hyundai / Kia	83,00 mm
87-431907-00	802414-50-1	Piston	Hyundai / Kia	83,50 mm
87-432200-00	800701-00-1	Piston	BMW	84,00 mm
87-432300-00	805027-00-1	Piston	Audi / Seat / Skoda / VW	81,01 mm
87-432300-10	805026-00-1	Piston	Audi / Seat / Skoda / VW	81,01 mm
87-432307-00	805027-50-1	Piston	Audi / Seat / Skoda / VW	81,51 mm
87-432400-00	803759-00-1	Piston	Citroen / Peugeot	81,00 mm
87-433400-00	801011-00-1	Piston	Jeep / Mercedes Benz	83,00 mm
87-433607-00	803752-50-1	Piston	Citroen / Peugeot	75,50 mm
87-433900-10	805055-00-1	Piston	Audi / Seat / Skoda / VW	76,51 mm
87-434600-00	800703-00-1	Piston	BMW	84,00 mm
87-435200-00	803848-00-1	Piston	Nissan / Opel / Renault / Vauxhall	85,01 mm
87-435400-00	802404-00-1	Piston	Hyundai	75,50 mm
87-436900-00	805032-00-1	Piston	Seat / Skoda / VW	76,51 mm
87-437000-00	802113-00-1	Piston	Ford	82,50 mm
87-440600-00	801202-00-1	Piston	Mercedes Benz 1 Cyl.	132,00 mm
87-440900-00	801203-00-1	Piston	Mercedes-Benz 1 Cyl.	88,00 mm
87-442300-00	805004-00-1	Piston	Audi / Seat / Skoda / VW	71,01 mm
87-442300-10	805004-00-1	Piston	Audi / Seat / Skoda / VW	71,01 mm
87-444500-00	801004-00-1	Piston	Mercedes Benz	125,00 mm
87-444800-00	800702-00-1	Piston	BMW / Citroen / Mini / Peugeot	77,00 mm
87-447500-10	805092-00-1	Piston	Audi / Seat / Skoda / VW	81,01 mm
87-452900-00	802116-00-1	Piston	Ford	84,01 mm
87-452900-00	802131-00-1	Piston	Ford	84,01 mm
87-520200-00	802013-00-1	Piston	Fiat	93,00 mm
87-525900-00	800601-00-1	Piston	Austin / Morris / MG	80,25 mm
87-528300-00	802008-00-1	Piston	Fiat	70,00 mm
87-528800-00	809707-00-1	Piston	Toyota	96,00 mm
87-70511-STD	801035-00-1	Piston	Mercedes Benz	128,00 mm
87-70521-STD	801035-00-1	Piston	Mercedes Benz	128,00 mm
8771534	803148-00-1	Piston	MAN	120,00 mm
8771583	803147-00-1	Piston	MAN	120,00 mm
87-718200-00	803830-00-1	Piston	Dacia / Nissan / Renault / Suzuki	76,00 mm
87-718310-00	803831-00-1	Piston	Dacia / Nissan / Renault / Suzuki	76,00 mm
87-72539STDA	801018-00-1	Piston	Mercedes Benz	85,00 mm
87-72755-STD	802112-00-1	Piston	Ford	86,01 mm
87-73436-STD	803529-00-1	Piston	Opel	74,00 mm
87-740000-00	801076-00-1	Piston	Mercedes Benz	97,50 mm
87-741200-10	801018-00-1	Piston	Mercedes Benz	85,00 mm
87-741800-20	801514-00-1	Piston	KHD	100,00 mm
87-743107-00	801071-50-1	Piston	Mercedes Benz / Ssang Yong	89,50 mm
87-743400-00	801308-00-1	Piston	DAF	130,00 mm
87-743400-74	801307-00-1	Piston	DAF	130,00 mm
87771533	803152-00-1	Piston	MAN	120,00 mm
87-783000-00	802050-00-1	Piston	Iveco	137,00 mm
87-783000-72	802046-00-1	Piston	Fiat / Iveco	137,00 mm
87-783000-82	802050-00-1	Piston	Iveco	137,00 mm
87-839500-52	802112-00-1	Piston	Ford	86,01 mm
87841500-22	801310-00-1	Piston	DAF	130,00 mm
87-854700-00	802024-00-1	Piston	Fiat / Iveco / Opel / Renault / Vauxhall	94,40 mm
87-859700-02	803152-00-1	Piston	MAN	120,00 mm
87-874000-12	803147-00-1	Piston	MAN	120,00 mm



**VERGLEICHNUMMERN  
CROSS-REFERENCE  
Federal Mogul- SM**

Cross ref.	SM ref.:	Product Category	Manufacturer Type	Bore dia.
87-874000-22	803148-00-1	Piston	MAN	120,00 mm
87-877100-12	801018-00-1	Piston	Mercedes Benz	85,00 mm
87-879200-00	803528-00-1	Piston	Chevrolet / Daewoo / Opel / Vauxhall	83,00 mm
87-879800-22	803529-00-1	Piston	Opel	74,00 mm
87-891100-02	805050-00-1	Piston	Volkswagen	81,01 mm
87-891100-12	805051-00-1	Piston	Volkswagen	81,01 mm
87-960200-00	809402-00-1	Piston	Bedford / Suzuki / Vauxhall	65,50 mm
87-960200-50	809402-50-1	Piston	Bedford / Suzuki / Vauxhall	66,00 mm
87-990100-40	805009-00-1	Piston	Volkswagen	79,51 mm
87-990107-10	805008-50-1	Piston	Volkswagen	80,01 mm
87-990107-40	805009-50-1	Piston	Volkswagen	80,01 mm
87-990111-40	805008-10-1	Piston	Volkswagen	80,51 mm
88-404500-00	811038-1	Assembly	Mercedes Benz / MAN	90,00 mm
88-420900-00	811088-2	Assembly	Mercedes Benz	130,00 mm
88-428600-00	813152-2	Assembly	MAN	120,00 mm
89-101100-10	815165-1	Assembly	Volvo	144,00 mm
89-109200-30	813927-2	Assembly	Scania	115,00 mm
89-136000-00	811099-2	Assembly	Mercedes Benz	130,00 mm
89-179300-05	811054-2	Assembly	Mercedes Benz	128,00 mm
89-179300-15	811050-2	Assembly	Mercedes Benz	128,00 mm
89-179300-80	811086-2	Assembly	Mercedes Benz	128,00 mm
89-179300-81	811048-2	Assembly	Mercedes Benz	128,00 mm
89-179300-91	811052-2	Assembly	Mercedes Benz	128,00 mm
89-181700-60	811046-2	Assembly	Mercedes Benz	128,00 mm
89-289600-00	811097-2	Assembly	Mercedes Benz	130,00 mm
89-334600-00	813842-4	Assembly	DAF / Renault / Volvo	70,00 mm
89-405500-10	815102-2	Assembly	Volvo	98,43 mm
89-405500-30	815103-2	Assembly	Volvo	98,43 mm
89-420900-30	811088-2	Assembly	Mercedes Benz	130,00 mm
89-431000-10	813102-2	Assembly	MAN / Neoplan	126,00 mm
89-522900-00	814012-2	Assembly	RVI	102,00 mm
8970510STDF	951098-2	Cylinder liner with seal set	Mercedes-Benz	128,00 mm
A350711	803807-00-1	Piston	Renault	80,00 mm



**Vergleichsnummern Liste**  
**Miscellaneous - SM**

**Cross reference list**  
**Miscellaneous - SM**

**Liste d'équivalences**  
**Miscellaneous - SM**

**Cruce de referencias**  
**Miscellaneous - SM**

**Кросс-номер**  
**Miscellaneous - SM**

**قوائم المقارنة**  
**Miscellaneous - SM**



VERGLEICHNUMMERN  
CROSS-REFERENCE  
Miscellaneous- SM

Cross ref.	Type	SM ref.:	Product Category	Manufacturer Type	Bore dia.
109463	DPH	921064-1	Cylinder liner seal set	Mercedes Benz	128,00 mm
112497	DPH	925112-1	Cylinder liner seal set	Volvo	120,65 mm
112498	DPH	925110-1	Cylinder liner seal set	Volvo	120,65 mm
112499	DPH	925115-1	Cylinder liner seal set	Volvo	130,18 mm
112500	DPH	925114-1	Cylinder liner seal set	Volvo	130,18 mm
112535	DPH	925121-1	Cylinder liner seal set	Volvo	130,18 mm
112698	DPH	925102-1	Cylinder liner seal set	Volvo	98,43 mmm
112699	DPH	925103-1	Cylinder liner seal set	Volvo	98,43 mmm
112700	DPH	925104-1	Cylinder liner seal set	Volvo	104,775mm
112701	DPH	925105-1	Cylinder liner seal set	Volvo	104,775mm
112720	DPH	923802-1	Cylinder liner seal set	RVI	123,00 mm
114816	DPH	923801-1	Cylinder liner seal set	RVI	
114957	DPH	923819-1	Cylinder liner seal set	RVI	120,00 mm
115123	DPH	923916-1	Cylinder liner seal set	Scania	127,00 mm
115125	DPH	923903-1	Cylinder liner seal set	Scania	127,00 mm
115306	DPH	923820-1	Cylinder liner seal set	RVI	120,00 mm
116996	DPH	923810-1	Cylinder liner seal set	RVI	120,00 mm
118566	DPH	921553-1	Cylinder liner seal set	KHD	112,00 mm
118672	DPH	923918-1	Cylinder liner seal set	Scania	130,00 mm
118905	DPH	925601-1	Cylinder liner seal set	UTB	108,00 mm
1198088	DPH	923705-1	Cylinder liner seal set	Citroen / Peugeot	
120001000100	NPR	790101-00-4	Piston ring set	Alfa Romeo 4 Cyl.	74,00 mm
120001000200	NPR	790102-00-6	Piston ring set	Alfa Romeo 6 Cyl.	80,00 mm
120001000300	NPR	790103-00-4	Piston ring set	Alfa Romeo 4 Cyl.	80,00 mm
120001000500	NPR	790105-00-4	Piston ring set	Alfa Romeo 4 Cyl.	87,00 mm
120001000700	NPR	790107-00-4	Piston ring set	Alfa Romeo 4 Cyl.	78,00 mm
120001000800	NPR	790108-00-4	Piston ring set	Alfa Romeo 4 Cyl.	84,00 mm
120001000900	NPR	790109-00-4	Piston ring set	Alfa Romeo 4 Cyl.	84,00 mm
120001001000	NPR	790112-00-6	Piston ring set	Alfa Romeo 6 Cyl.	88,00 mm
120001001300	NPR	790115-00-2	Piston ring set	Alfa Romeo 2 Cyl.	80,00 mm
120001001500	NPR	790118-00-4	Piston ring set	Alfa Romeo / Ford 4 Cyl.	83,00 mm
120001001600	NPR	790119-00-4	Piston ring set	Alfa Romeo 4 Cyl.	82,00 mm
120001001800	NPR	790121-00-4	Piston ring set	Alfa Romeo 4 Cyl.	84,00 mm
120001001900	NPR	790122-00-4	Piston ring set	Alfa Romeo 4 Cyl.	83,00 mm
120001002000	NPR	790123-00-4	Piston ring set	Alfa Romeo / Fiat 4 Cyl.	82,00 mm
120002000100	NPR	790202-00-4	Piston ring set	Avia-Daewoo 4 Cyl.	102,00 mm
120002000200	NPR	790203-00-4	Piston ring set	Avia-Daewoo 4 Cyl.	102,00 mm
120006000100	NPR	790622-00-4	Piston ring set	Rover 4 Cyl.	75,00 mm
120006000200	NPR	790623-00-4	Piston ring set	BLMC / Land Rover / Rover 4 Cyl.	80,00 mm
120006000300	NPR	790624-00-4	Piston ring set	Rover 4 Cyl.	75,00 mm
120006000400	NPR	790625-00-6	Piston ring set	BLMC / Kia / Rover 6 Cyl.	80,00 mm
120006000700	NPR	790651-00-4	Piston ring set	Rover 4 Cyl.	84,45 mm
120006001000	NPR	790654-00-4	Piston ring set	Rover 4 Cyl.	84,45 mm
120006001100	NPR	790656-00-4	Piston ring set	Rover 4 Cyl.	84,45 mm
120006001300	NPR	790659-00-3	Piston ring set	Rover 3 Cyl.	80,00 mm
120006001500	NPR	790661-00-4	Piston ring set	Rover 4 Cyl.	90,50 mm
120007000100	NPR	790701-00-2	Piston ring set	BMW / Land Rover / Opel / Vauxhall 2 Cyl.	80,00 mm
120007000121	NPR	790701-50-2	Piston ring set	BMW / Land Rover / Opel / Vauxhall 2 Cyl.	80,50 mm
120007000200	NPR	790702-00-6	Piston ring set	BMW 6 Cyl.	80,00 mm
120007000229	NPR	790702-10-6	Piston ring set	BMW 6 Cyl.	81,00 mm
120007000300	NPR	790703-00-4	Piston ring set	BMW 4 Cyl.	84,00 mm
120007000300	NPR	790721-00-6	Piston ring set	BMW 6 Cyl.	84,00 mm
120007000500	NPR	790705-00-4	Piston ring set	BMW 4 Cyl.	84,00 mm
120007000600	NPR	790706-00-4	Piston ring set	BMW 4 Cyl.	89,00 mm
120007000800	NPR	790708-00-6	Piston ring set	BMW 6 Cyl.	84,00 mm
120007001000	NPR	790710-00-6	Piston ring set	BMW 6 Cyl.	80,00 mm
120007001100	NPR	790711-00-4	Piston ring set	BMW 4 Cyl.	84,00 mm
120007001200	NPR	790713-00-6	Piston ring set	BMW 6 Cyl.	80,00 mm
120007001300	NPR	790714-00-6	Piston ring set	BMW 6 Cyl.	89,00 mm
120007001400	NPR	790715-00-6	Piston ring set	BMW 6 Cyl.	92,00 mm
120007001500	NPR	790716-00-4	Piston ring set	BMW 4 Cyl.	84,00 mm
120007001700	NPR	790718-00-3	Piston ring set	BMW 3 Cyl.	84,00 mm
120007001800	NPR	790719-00-6	Piston ring set	BMW 6 Cyl.	80,00 mm
120007001821	NPR	790719-50-6	Piston ring set	BMW 6 Cyl.	80,50 mm
120007001829	NPR	790719-10-6	Piston ring set	BMW 6 Cyl.	81,00 mm
120007001900	NPR	790723-00-8	Piston ring set	BMW 8 Cyl.	89,00 mm
120007002200	NPR	790726-00-4	Piston ring set	BMW 4 Cyl.	77,00 mm
120007002200	NPR	790745-00-4	Piston ring set	BMW 4 Cyl.	77,00 mm
120007002600	NPR	790730-00-8	Piston ring set	BMW 8 Cyl.	89,00 mm
120007002800	NPR	790732-00-4	Piston ring set	BMW 4 Cyl.	86,00 mm
120007003000	NPR	790734-00-6	Piston ring set	BMW 6 Cyl.	80,00 mm
120007003021	NPR	790734-50-6	Piston ring set	BMW 6 Cyl.	80,50 mm
120007003029	NPR	790734-10-6	Piston ring set	BMW 6 Cyl.	81,00 mm
120007003100	NPR	790735-00-2	Piston ring set	BMW 2 Cyl.	84,00 mm
120007003200	NPR	790736-00-4	Piston ring set	BMW 4 Cyl.	85,00 mm
120007003300	NPR	790737-00-6	Piston ring set	BMW 6 Cyl.	80,00 mm
120007003400	NPR	790738-00-2	Piston ring set	BMW / BLMC 2 Cyl.	84,00 mm
120007003500	NPR	790739-00-1	Piston ring set	BMW 1 Cyl.	82,00 mm
120007003500	NPR	790739-00-2	Piston ring set	BMW 2 Cyl.	82,00 mm
120007003600	NPR	790740-00-2	Piston ring set	BMW 2 Cyl.	84,00 mm

VERGLEICHSNUMMERN  
CROSS-REFERENCE  
Miscellaneous- SM

Cross ref.	Type	SM ref.:	Product Category	Manufacturer Type	Bore dia.
120007003700	NPR	790741-00-2	Piston ring set	BMW 2 Cyl.	84,00 mm
120007003800	NPR	790742-00-6	Piston ring set	BMW 6 Cyl.	84,00 mm
120007004400	NPR	790751-00-4	Piston ring set	BMW 4 Cyl.	89,00 mm
120007004500	NPR	790752-00-2	Piston ring set	BMW 2 Cyl.	84,00 mm
120007004600	NPR	790753-00-2	Piston ring set	BMW 2 Cyl.	84,00 mm
120007004900	NPR	790756-00-4	Piston ring set	BMW 4 Cyl.	84,00 mm
120007005000	NPR	790757-00-1	Piston ring set	BMW 1 Cyl.	84,00 mm
120007005200	NPR	790791-00-3	Piston ring set	BMW 3 Cyl.	80,00 mm
120007005300	NPR	790792-00-3	Piston ring set	BMW 3 Cyl.	80,00 mm
120007005400	NPR	790793-00-6	Piston ring set	BMW 6 Cyl.	80,00 mm
120007005500	NPR	790794-00-6	Piston ring set	BMW 6 Cyl.	84,00 mm
120007005600	NPR	790739-00-1	Piston ring set	BMW 1 Cyl.	82,00 mm
120007005600	NPR	790739-00-2	Piston ring set	BMW 2 Cyl.	82,00 mm
120007005700	NPR	790759-00-2	Piston ring set	BMW 2 Cyl.	84,00 mm
120008000100	NPR	790803-00-1	Piston ring set	Cummins 1 Cyl.	102,00 mm
120008000200	NPR	790815-00-2	Piston ring set	Cummins / DAF / Ford 2 Cyl.	107,00 mm
120008000500	NPR	790817-00-1	Piston ring set	Cummins 1 Cyl.	114,00 mm
120010000800	NPR	791009-00-1	Piston ring set	Mercedes Benz / Seat 1 Cyl.	87,00 mm
120010000800	NPR	791009-00-4	Piston ring set	Mercedes Benz / Seat 4 Cyl.	87,00 mm
120010000821	NPR	791009-50-1	Piston ring set	Mercedes Benz / Seat 1 Cyl.	87,50 mm
120010000821	NPR	791009-50-4	Piston ring set	Mercedes Benz / Seat 4 Cyl.	87,50 mm
120010000900	NPR	791010-00-4	Piston ring set	Mercedes Benz 4 Cyl.	87,00 mm
120010000921	NPR	791010-50-4	Piston ring set	Mercedes Benz 4 Cyl.	87,50 mm
120010001200	NPR	791013-00-1	Piston ring set	Mercedes Benz 1 Cyl.	91,00 mm
120010001200	NPR	791013-00-4	Piston ring set	Mercedes Benz 4 Cyl.	91,00 mm
120010001215	NPR	791013-25-1	Piston ring set	Mercedes Benz 1 Cyl.	91,25 mm
120010001221	NPR	791013-50-1	Piston ring set	Mercedes Benz 1 Cyl.	91,50 mm
120010001221	NPR	791013-50-4	Piston ring set	Mercedes Benz 4 Cyl.	91,50 mm
120010001225	NPR	791013-70-1	Piston ring set	Mercedes Benz 1 Cyl.	91,70 mm
120010001300	NPR	791015-00-2	Piston ring set	Mercedes Benz 2 Cyl.	75,00 mm
120010001500	NPR	791024-00-4	Piston ring set	Mercedes Benz 4 Cyl.	96,50 mm
120010001600	NPR	791025-00-4	Piston ring set	Mercedes Benz 4 Cyl.	90,90 mm
120010001800	NPR	791034-00-4	Piston ring set	Mercedes Benz 4 Cyl.	75,00 mm
120010001900	NPR	791035-00-1	Piston ring set	Mercedes Benz 1 Cyl.	87,00 mm
120010001900	NPR	791035-00-4	Piston ring set	Mercedes Benz 4 Cyl.	87,00 mm
120010001921	NPR	791035-50-1	Piston ring set	Mercedes Benz 1 Cyl.	87,50 mm
120010001921	NPR	791035-50-4	Piston ring set	Mercedes Benz 4 Cyl.	87,50 mm
120010002100	NPR	791038-00-4	Piston ring set	Mercedes Benz 4 Cyl.	89,00 mm
120010002121	NPR	791038-50-4	Piston ring set	Mercedes Benz 4 Cyl.	89,50 mm
120010002129	NPR	791038-10-4	Piston ring set	Mercedes Benz 4 Cyl.	90,00 mm
120010002200	NPR	791040-00-4	Piston ring set	Mercedes Benz 4 Cyl.	95,50 mm
120010002221	NPR	791040-50-4	Piston ring set	Mercedes Benz 4 Cyl.	96,00 mm
120010002229	NPR	791040-10-4	Piston ring set	Mercedes Benz 4 Cyl.	96,50 mm
120010002300	NPR	791048-00-1	Piston ring set	Mercedes Benz 1 Cyl.	87,00 mm
120010002321	NPR	791048-50-1	Piston ring set	Mercedes Benz 1 Cyl.	87,50 mm
120010002400	NPR	791049-00-6	Piston ring set	Mercedes Benz 6 Cyl.	88,50 mm
120010002421	NPR	791049-50-6	Piston ring set	Mercedes Benz 6 Cyl.	89,00 mm
120010002700	NPR	791053-00-6	Piston ring set	Mercedes Benz 6 Cyl.	82,90 mm
120010002721	NPR	791053-50-6	Piston ring set	Mercedes Benz 6 Cyl.	83,40 mm
120010002800	NPR	791056-00-4	Piston ring set	Mercedes Benz 4 Cyl.	92,00 mm
120010003100	NPR	791059-00-1	Piston ring set	Mercedes Benz / Ssang Yong 1 Cyl.	89,00 mm
120010003100	NPR	791059-00-4	Piston ring set	Mercedes Benz / Ssang Yong 4 Cyl.	89,00 mm
120010003115	NPR	791059-25-4	Piston ring set	Mercedes Benz / Ssang Yong 4 Cyl.	89,25 mm
120010003121	NPR	791059-50-1	Piston ring set	Mercedes Benz / Ssang Yong 1 Cyl.	89,50 mm
120010003121	NPR	791059-50-4	Piston ring set	Mercedes Benz / Ssang Yong 4 Cyl.	89,50 mm
120010003125	NPR	791016-70-5	Piston ring set	Mercedes Benz / Ssang Yong 5 Cyl.	89,70 mm
120010003125	NPR	791059-70-1	Piston ring set	Mercedes Benz / Ssang Yong 1 Cyl.	89,70 mm
120010003125	NPR	791059-70-4	Piston ring set	Mercedes Benz / Ssang Yong 4 Cyl.	89,70 mm
120010003300	NPR	791050-00-6	Piston ring set	Mercedes Benz 6 Cyl.	89,90 mm
120010003300	NPR	791065-00-4	Piston ring set	Mercedes Benz / Ssang Yong 4 Cyl.	89,90 mm
120010003315	NPR	791050-25-6	Piston ring set	Mercedes Benz 6 Cyl.	90,15 mm
120010003400	NPR	791067-00-2	Piston ring set	Mercedes Benz 2 Cyl.	86,50 mm
120010003500	NPR	791068-00-4	Piston ring set	Mercedes Benz 4 Cyl.	93,75 mm
120010003520	NPR	791068-40-4	Piston ring set	Mercedes Benz 4 Cyl.	94,15 mm
120010003528	NPR	791068-80-4	Piston ring set	Mercedes Benz 4 Cyl.	94,55 mm
120010003600	NPR	791071-00-4	Piston ring set	Mercedes Benz 4 Cyl.	80,00 mm
120010003621	NPR	791071-50-4	Piston ring set	Mercedes Benz 4 Cyl.	80,50 mm
120010003700	NPR	791073-00-6	Piston ring set	Mercedes Benz 6 Cyl.	83,20 mm
120010004100	NPR	791079-00-4	Piston ring set	Mercedes Benz 4 Cyl.	84,00 mm
120010004121	NPR	791079-50-4	Piston ring set	Mercedes Benz 4 Cyl.	84,50 mm
120010004400	NPR	791084-00-4	Piston ring set	Mercedes Benz 4 Cyl.	80,00 mm
120010004421	NPR	791084-50-4	Piston ring set	Mercedes Benz 4 Cyl.	80,50 mm
120010005000	NPR	791094-00-4	Piston ring set	Mercedes Benz 4 Cyl.	95,50 mm
120010005021	NPR	791094-50-4	Piston ring set	Mercedes Benz 4 Cyl.	96,00 mm
120010005200	NPR	791097-00-6	Piston ring set	Mercedes Benz 6 Cyl.	84,00 mm
120010005300	NPR	791098-00-4	Piston ring set	Mercedes Benz 4 Cyl.	82,00 mm
120010005800	NPR	791255-00-4	Piston ring set	Mercedes Benz 4 Cyl.	83,00 mm
120010005900	NPR	791257-00-1	Piston ring set	Mercedes Benz 1 Cyl.	83,00 mm
120010006000	NPR	791259-00-6	Piston ring set	Mercedes Benz 6 Cyl.	88,00 mm
120010006100	NPR	791260-00-6	Piston ring set	Mercedes Benz 6 Cyl.	92,90 mm

VERGLEICHNUMMERN  
CROSS-REFERENCE  
Miscellaneous- SM

Cross ref.	Type	SM ref.:	Product Category	Manufacturer Type	Bore dia.
120010006121	NPR	791260-50-6	Piston ring set	Mercedes Benz 6 Cyl.	93,40 mm
120010006400	NPR	791265-00-2	Piston ring set	Mercedes Benz 2 Cyl.	88,00 mm
120010006700	NPR	791272-00-4	Piston ring set	Mercedes Benz 4 Cyl.	82,00 mm
120010006800	NPR	791077-00-4	Piston ring set	Mercedes Benz 4 Cyl.	88,00 mm
120010006800	NPR	791089-00-1	Piston ring set	Mercedes Benz 1 Cyl.	88,00 mm
120010006821	NPR	791077-50-4	Piston ring set	Mercedes Benz 4 Cyl.	88,50 mm
120010006821	NPR	791089-50-1	Piston ring set	Mercedes Benz 1 Cyl.	88,50 mm
120010006821	NPR	791275-50-1	Piston ring set	Mercedes Benz 1 Cyl.	88,50 mm
120010006900	NPR	791275-00-1	Piston ring set	Mercedes Benz 1 Cyl.	88,00 mm
120010007000	NPR	791276-00-4	Piston ring set	Mercedes Benz 4 Cyl.	88,00 mm
120010007100	NPR	791277-00-4	Piston ring set	Mercedes Benz 4 Cyl.	83,00 mm
120010007200	NPR	791283-00-4	Piston ring set	Mercedes Benz 4 Cyl.	83,00 mm
120010007300	NPR	791284-00-4	Piston ring set	Mercedes Benz 4 Cyl.	83,00 mm
120010009100	NPR	791278-00-1	Piston ring set	Detroit Diesel / Mercedes Benz 1 Cyl.	132,00 mm
120010010000	NPR	791258-00-2	Piston ring set	Mercedes Benz 2 Cyl.	82,00 mm
120011000300	NPR	791110-00-2	Piston ring set	Citroen 2 Cyl.	77,00 mm
120011000700	NPR	791119-00-4	Piston ring set	Citroen 4 Cyl.	93,50 mm
120011000800	NPR	791122-00-2	Piston ring set	Citroen 2 Cyl.	77,00 mm
120011000900	NPR	791126-00-4	Piston ring set	Citroen 4 Cyl.	93,00 mm
120011001200	NPR	791134-00-4	Piston ring set	Citroen 4 Cyl.	88,00 mm
120011001400	NPR	791141-00-4	Piston ring set	Citroen 4 Cyl.	93,00 mm
120011001500	NPR	791142-00-4	Piston ring set	Citroen / Peugeot / Fiat 4 Cyl.	82,20 mm
120011001515	NPR	791142-25-4	Piston ring set	Citroen / Peugeot / Fiat 4 Cyl.	82,45 mm
120011001523	NPR	791142-60-4	Piston ring set	Citroen / Peugeot / Fiat 4 Cyl.	82,80 mm
120011001600	NPR	791143-00-4	Piston ring set	Citroen/Nissan/Opel/Peugeot/Renault/Vauxhall 4 Cyl	82,70 mm
120011001615	NPR	791143-25-4	Piston ring set	Citroen/Nissan/Opel/Peugeot/Renault/Vauxhall 4 Cyl	82,95 mm
120011001621	NPR	791143-50-4	Piston ring set	Citroen/Nissan/Opel/Peugeot/Renault/Vauxhall 4 Cyl	83,20 mm
120011001700	NPR	793562-00-4	Piston ring set	Citroen / Isuzu / Opel / Peugeot / Saab 4 Cyl.	86,00 mm
120011001721	NPR	793562-50-4	Piston ring set	Citroen / Isuzu / Opel / Peugeot / Saab 4 Cyl.	86,50 mm
120013000200	NPR	791302-00-1	Piston ring set	DAF 1 Cyl.	118,00 mm
120013000300	NPR	791303-00-1	Piston ring set	DAF 1 Cyl.	118,00 mm
120013000400	NPR	791304-00-1	Piston ring set	DAF 1 Cyl.	130,00 mm
120013000600	NPR	791306-00-1	Piston ring set	DAF 1 Cyl.	130,00 mm
120013000700	NPR	791307-00-1	Piston ring set	DAF 1 Cyl.	130,00 mm
120013000800	NPR	791310-00-2	Piston ring set	DAF 2 Cyl.	104,175mm
120013000900	NPR	791311-00-2	Piston ring set	DAF 2 Cyl.	104,17 mm
120013001000	NPR	791312-00-1	Piston ring set	DAF 1 Cyl.	130,00 mm
120013001100	NPR	791313-00-2	Piston ring set	DAF 2 Cyl.	118,00 mm
120013001200	NPR	791314-00-2	Piston ring set	DAF 2 Cyl.	102,00 mm
120013001400	NPR	791316-00-1	Piston ring set	DAF 1 Cyl.	130,00 mm
120015000100	NPR	791501-00-1	Piston ring set	KHD 1 Cyl.	95,00 mm
120015000600	NPR	791506-00-1	Piston ring set	KHD 1 Cyl.	100,00 mm
120015000600	NPR	791596-00-1	Piston ring set	KHD 1 Cyl.	100,00 mm
120015000621	NPR	791506-50-1	Piston ring set	KHD 1 Cyl.	100,50 mm
120015000629	NPR	791506-10-1	Piston ring set	KHD 1 Cyl.	101,00 mm
120015000700	NPR	791507-00-1	Piston ring set	KHD 1 Cyl.	102,00 mm
120015000900	NPR	791509-00-1	Piston ring set	KHD 1 Cyl.	110,00 mm
120015000921	NPR	791509-50-1	Piston ring set	KHD 1 Cyl.	110,50 mm
120015000929	NPR	791509-10-1	Piston ring set	KHD 1 Cyl.	111,00 mm
120015000933	NPR	791509-15-1	Piston ring set	KHD 1 Cyl.	111,50 mm
120015001200	NPR	791512-00-1	Piston ring set	KHD 1 Cyl.	91,00 mm
120015001221	NPR	791512-50-1	Piston ring set	KHD 1 Cyl.	91,50 mm
120015001500	NPR	791515-00-1	Piston ring set	KHD 1 Cyl.	120,00 mm
120015001529	NPR	791515-10-1	Piston ring set	KHD 1 Cyl.	121,00 mm
120015001600	NPR	791516-00-1	Piston ring set	KHD 1 Cyl.	85,00 mm
120015001700	NPR	791517-00-1	Piston ring set	KHD 1 Cyl.	92,00 mm
120015001800	NPR	791518-00-1	Piston ring set	KHD 1 Cyl.	95,00 mm
120015001900	NPR	791519-00-1	Piston ring set	KHD 1 Cyl.	102,00 mm
120015001900	NPR	791519-50-1	Piston ring set	KHD 1 Cyl.	102,50 mm
120015002200	NPR	791522-00-1	Piston ring set	KHD 1 Cyl.	94,00 mm
120015002200	NPR	791560-00-1	Piston ring set	KHD 1 Cyl.	94,00 mm
120015002300	NPR	791523-00-1	Piston ring set	KHD 1 Cyl.	125,00 mm
120015002321	NPR	791523-50-1	Piston ring set	KHD 1 Cyl.	125,50 mm
120015002329	NPR	791523-10-1	Piston ring set	KHD 1 Cyl.	126,00 mm
120015002400	NPR	791524-00-1	Piston ring set	KHD 1 Cyl.	135,00 mm
120015002600	NPR	791526-00-1	Piston ring set	KHD 1 Cyl.	120,00 mm
120015002621	NPR	791526-50-1	Piston ring set	KHD 1 Cyl.	120,50 mm
120015002629	NPR	791526-10-1	Piston ring set	KHD 1 Cyl.	121,00 mm
120015002700	NPR	791566-00-2	Piston ring set	KHD 2 Cyl.	101,00 mm
120015002800	NPR	791528-00-1	Piston ring set	KHD 1 Cyl.	90,00 mm
120015002900	NPR	791529-00-1	Piston ring set	KHD 1 Cyl.	100,00 mm
120015002921	NPR	791529-50-1	Piston ring set	KHD 1 Cyl.	100,50 mm
120015002929	NPR	791529-10-1	Piston ring set	KHD 1 Cyl.	101,00 mm
120015003000	NPR	791530-00-1	Piston ring set	KHD 1 Cyl.	102,00 mm
120015003100	NPR	791532-00-1	Piston ring set	KHD 1 Cyl.	128,00 mm
120015003200	NPR	791533-00-1	Piston ring set	KHD 1 Cyl.	125,00 mm
120015003300	NPR	791534-00-1	Piston ring set	KHD 1 Cyl.	102,00 mm
120015003400	NPR	791535-00-1	Piston ring set	KHD 1 Cyl.	102,00 mm
120015003500	NPR	791536-00-1	Piston ring set	KHD 1 Cyl.	95,00 mm
120015003700	NPR	791538-00-1	Piston ring set	KHD 1 Cyl.	102,00 mm

**VERGLEICHSNUMMERN**  
**CROSS-REFERENCE**  
**Miscellaneous- SM**

Cross ref.	Type	SM ref.:	Product Category	Manufacturer Type	Bore dia.
120015003800	NPR	791539-00-1	Piston ring set	KHD 1 Cyl.	100,00 mm
120015003900	NPR	791540-00-1	Piston ring set	KHD 1 Cyl.	102,00 mm
120015004100	NPR	791542-00-1	Piston ring set	KHD 1 Cyl.	125,00 mm
120015004400	NPR	791545-00-1	Piston ring set	KHD 1 Cyl.	80,00 mm
120015004400	NPR	791503-00-1	Piston ring set	KHD 1 Cyl.	80,00 mm
120015004500	NPR	791546-00-1	Piston ring set	KHD 1 Cyl.	102,00 mm
120015004600	NPR	791562-00-1	Piston ring set	KHD 1 Cyl.	100,00 mm
120015004900	NPR	791550-00-1	Piston ring set	KHD 1 Cyl.	102,00 mm
120015005000	NPR	791551-00-2	Piston ring set	KHD 2 Cyl.	100,00 mm
120015005200	NPR	791553-00-1	Piston ring set	KHD / Volvo 1 Cyl.	108,00 mm
120015005500	NPR	791558-00-1	Piston ring set	KHD 1 Cyl.	132,00 mm
120015005600	NPR	791559-00-1	Piston ring set	KHD 1 Cyl.	82,00 mm
120015005700	NPR	791527-00-1	Piston ring set	KHD 1 Cyl.	94,00 mm
120015005800	NPR	791554-00-2	Piston ring set	KHD 2 Cyl.	98,00 mm
120015005900	NPR	791569-00-2	Piston ring set	KHD 2 Cyl.	101,00 mm
120015006000	NPR	791564-00-2	Piston ring set	KHD 2 Cyl.	102,00 mm
120020000100	NPR	792001-00-4	Piston ring set	Alfa / Fiat / Lancia / Renault / RVI 4 Cyl.	93,00 mm
120020000120	NPR	792001-40-4	Piston ring set	Alfa / Fiat / Lancia / Renault / RVI 4 Cyl.	93,40 mm
120020000200	NPR	792002-00-4	Piston ring set	Alfa / Fiat / Opel / Renault 4 Cyl.	93,00 mm
120020000220	NPR	792002-40-4	Piston ring set	Fiat 4 Cyl.	93,40 mm
120020000300	NPR	792003-00-4	Piston ring set	Fiat 4 Cyl.	80,50 mm
120020000320	NPR	792003-40-4	Piston ring set	Fiat 4 Cyl.	80,90 mm
120020000400	NPR	792004-00-4	Piston ring set	Fiat 4 Cyl.	82,60 mm
120020000500	NPR	792005-00-4	Piston ring set	Fiat 4 Cyl.	65,00 mm
120020000520	NPR	792005-40-4	Piston ring set	Fiat 4 Cyl.	65,40 mm
120020000523	NPR	792005-60-4	Piston ring set	Fiat 4 Cyl.	65,60 mm
120020000528	NPR	792005-80-4	Piston ring set	Fiat 4 Cyl.	65,80 mm
120020000700	NPR	792007-00-4	Piston ring set	Fiat / Mitsubishi / Peugeot 4 Cyl.	95,80 mm
120020000800	NPR	792008-00-4	Piston ring set	Fiat 4 Cyl.	88,00 mm
120020000814	NPR	792008-20-4	Piston ring set	Fiat 4 Cyl.	88,20 mm
120020000900	NPR	792009-00-4	Piston ring set	Citroen / Fiat / Lancia 4 Cyl.	86,40 mm
120020000920	NPR	792009-40-4	Piston ring set	Citroen / Fiat / Lancia 4 Cyl.	86,80 mm
120020000923	NPR	792009-60-4	Piston ring set	Citroen / Fiat / Lancia 4 Cyl.	87,00 mm
120020001000	NPR	792010-00-4	Piston ring set	Fiat 4 Cyl.	86,40 mm
120020001100	NPR	792011-00-4	Piston ring set	Fiat 4 Cyl.	84,00 mm
120020001200	NPR	792013-00-4	Piston ring set	Alfa Romeo/Chrysler/Fiat/Lancia/Opel 4 Cyl.	72,00 mm
120020001214	NPR	792013-20-4	Piston ring set	Alfa Romeo/Chrysler/Fiat/Lancia/Opel 4 Cyl.	72,20 mm
120020001400	NPR	792802-00-4	Piston ring set	Lada 4 Cyl.	76,00 mm
120020001420	NPR	792802-40-4	Piston ring set	Lada 4 Cyl.	76,40 mm
120020001428	NPR	792802-80-4	Piston ring set	Lada 4 Cyl.	76,80 mm
120020001500	NPR	792071-00-4	Piston ring set	Alfa Romeo/Citroen/Daewoo/Fiat/Lancia/Opel 4 Cyl.	69,60 mm
120020001520	NPR	792071-40-4	Piston ring set	Alfa Romeo/Citroen/Daewoo/Fiat/Lancia/Opel 4 Cyl.	70,00 mm
120020001523	NPR	792071-60-4	Piston ring set	Alfa Romeo/Citroen/Daewoo/Fiat/Lancia/Opel 4 Cyl.	70,20 mm
120020001600	NPR	792022-00-4	Piston ring set	Fiat / Seat 4 Cyl.	80,00 mm
120020001614	NPR	792022-20-4	Piston ring set	Fiat 4 Cyl.	80,20 mm
120020001620	NPR	792022-40-4	Piston ring set	Fiat 4 Cyl.	80,40 mm
120020001623	NPR	792022-60-4	Piston ring set	Fiat 4 Cyl.	80,60 mm
120020001628	NPR	792022-80-4	Piston ring set	Fiat 4 Cyl.	80,80 mm
120020001700	NPR	792024-00-4	Piston ring set	Alfa / Fiat / Lancia / Seat 4 Cyl.	84,00 mm
120020002000	NPR	792035-00-4	Piston ring set	Fiat 4 Cyl.	88,00 mm
120020002120	NPR	792045-40-4	Piston ring set	Fiat 4 Cyl.	86,80 mm
120020002123	NPR	792045-60-4	Piston ring set	Fiat 4 Cyl.	87,00 mm
120020002200	NPR	792052-00-4	Piston ring set	Alfa / Fiat / Iveco / Renault / RVI / Seat 4 Cyl.	93,00 mm
120020002600	NPR	792056-00-4	Piston ring set	Fiat 4 Cyl.	76,00 mm
120020002623	NPR	792056-60-4	Piston ring set	Fiat 4 Cyl.	76,60 mm
120020002900	NPR	792059-00-4	Piston ring set	Fiat 4 Cyl.	82,60 mm
120020003000	NPR	792060-00-4	Piston ring set	Fiat / Alfa / Citroen / Peugeot / Seat 4 Cyl.	93,00 mm
120020003100	NPR	792061-00-4	Piston ring set	Fiat 4 Cyl.	65,00 mm
120020003120	NPR	792061-40-4	Piston ring set	Fiat 4 Cyl.	65,40 mm
120020003200	NPR	792062-00-4	Piston ring set	Fiat 4 Cyl.	70,00 mm
120020003220	NPR	792062-40-4	Piston ring set	Fiat 4 Cyl.	70,40 mm
120020003300	NPR	792063-00-4	Piston ring set	Fiat 4 Cyl.	78,00 mm
120020003500	NPR	792086-00-4	Piston ring set	Fiat / Iveco 4 Cyl.	88,00 mm
120020003600	NPR	792066-00-4	Piston ring set	Fiat 4 Cyl.	82,60 mm
120020003620	NPR	792066-40-4	Piston ring set	Fiat 4 Cyl.	83,00 mm
120020003623	NPR	792066-60-4	Piston ring set	Fiat 4 Cyl.	83,20 mm
120020003700	NPR	792072-00-4	Piston ring set	Fiat 4 Cyl.	80,50 mm
120020003800	NPR	792074-00-1	Piston ring set	Fiat 1 Cyl.	82,00 mm
120020004100	NPR	792081-00-4	Piston ring set	Fiat 4 Cyl.	80,50 mm
120020004200	NPR	792082-00-4	Piston ring set	Alfa / Chrysler / Fiat / Lancia 4 Cyl.	79,50 mm
120020004300	NPR	792083-00-4	Piston ring set	Fiat / Lancia 4 Cyl.	70,00 mm
120020004320	NPR	792083-40-4	Piston ring set	Fiat / Lancia 4 Cyl.	70,40 mm
120020004328	NPR	792083-80-4	Piston ring set	Fiat / Lancia 4 Cyl.	70,80 mm
120020004400	NPR	792084-00-4	Piston ring set	Fiat 4 Cyl.	70,80 mm
120020004420	NPR	792084-40-4	Piston ring set	Fiat 4 Cyl.	71,20 mm
120020004423	NPR	792084-60-4	Piston ring set	Fiat 4 Cyl.	71,40 mm
120020004500	NPR	792085-00-5	Piston ring set	Fiat 5 Cyl.	82,00 mm
120020004700	NPR	792087-00-4	Piston ring set	Alfa Romeo / Fiat / Opel 4 Cyl.	79,50 mm
120020004800	NPR	792088-00-5	Piston ring set	Fiat 5 Cyl.	83,00 mm
120020004900	NPR	792089-00-4	Piston ring set	Fiat 4 Cyl.	82,00 mm



VERGLEICHNUMMERN  
CROSS-REFERENCE  
Miscellaneous- SM

Cross ref.	Type	SM ref.:	Product Category	Manufacturer Type	Bore dia.
120020005000	NPR	792090-00-4	Piston ring set	Fiat / Opel / Renault / Peugeot / RVI 4 Cyl.	94,40 mm
120020005100	NPR	792091-00-4	Piston ring set	Citroen/Fiat/Opel/Peugeot/Renault/RVI 4 Cyl.	94,40 mm
120020005120	NPR	792091-40-4	Piston ring set	Citroen/Fiat/Opel/Peugeot/Renault/RVI 4 Cyl.	94,80 mm
120020005200	NPR	792092-00-4	Piston ring set	Citroen / Fiat / Peugeot / Renault 4 Cyl.	94,40 mm
120020005300	NPR	792093-00-4	Piston ring set	Fiat 4 Cyl.	82,00 mm
120020005314	NPR	792093-20-4	Piston ring set	Fiat 4 Cyl.	82,20 mm
120020005325	NPR	792093-70-4	Piston ring set	Fiat 4 Cyl.	82,70 mm
120020005328	NPR	792093-80-4	Piston ring set	Fiat 4 Cyl.	82,80 mm
120020005400	NPR	792094-00-4	Piston ring set	Alfa / Fiat 4 Cyl.	82,00 mm
120020005500	NPR	792095-00-4	Piston ring set	Alfa / Fiat / Lancia / Opel 4 Cyl.	72,00 mm
120020005520	NPR	792095-40-4	Piston ring set	Alfa / Fiat / Lancia / Opel 4 Cyl.	72,40 mm
120020005600	NPR	792096-00-4	Piston ring set	Alfa Romeo /Fiat / Opel / Suzuki / Vauxhall 4 Cyl.	69,60 mm
120020005600	NPR	793564-00-4	Piston ring set	Fiat / Opel / Suzuki / Vauxhall 4 Cyl.	69,60 mm
120020005620	NPR	792096-40-4	Piston ring set	Alfa Romeo /Fiat / Opel / Suzuki / Vauxhall 4 Cyl.	70,00 mm
120020005700	NPR	792097-00-4	Piston ring set	Fiat 4 Cyl.	80,50 mm
120020005800	NPR	792098-00-4	Piston ring set	Fiat / Alfa / Lancia / Opel / Saab / Suzuki 4 Cyl.	82,00 mm
120020005820	NPR	792098-40-4	Piston ring set	Fiat / Alfa / Lancia / Opel / Saab / Suzuki 4 Cyl.	82,40 mm
120020005900	NPR	792099-00-5	Piston ring set	Fiat 5 Cyl.	83,00 mm
120021000300	NPR	792103-00-4	Piston ring set	Ford 4 Cyl.	86,00 mm
120021000400	NPR	792105-00-4	Piston ring set	Ford / Opel 4 Cyl.	82,50 mm
120021000421	NPR	792105-50-4	Piston ring set	Ford 4 Cyl.	83,00 mm
120021001100	NPR	792112-00-4	Piston ring set	Ford 4 Cyl.	74,00 mm
120021001121	NPR	792112-50-4	Piston ring set	Ford 4 Cyl.	74,50 mm
120021001200	NPR	792113-00-4	Piston ring set	Ford 4 Cyl.	93,67 mm
120021001300	NPR	792114-00-4	Piston ring set	Ford 4 Cyl.	90,80 mm
120021001400	NPR	792115-00-4	Piston ring set	Citroen / Ford / Opel / Peugeot / Vauxhall 4 Cyl.	75,00 mm
120021001500	NPR	792116-00-4	Piston ring set	Ford 4 Cyl.	74,00 mm
120021001700	NPR	792118-00-4	Piston ring set	Ford 4 Cyl.	80,00 mm
120021001800	NPR	792119-00-4	Piston ring set	Ford 4 Cyl.	80,00 mm
120021001821	NPR	792119-50-4	Piston ring set	Ford 4 Cyl.	80,50 mm
120021002200	NPR	792123-00-4	Piston ring set	Ford 4 Cyl.	68,70 mm
120021002300	NPR	792124-00-4	Piston ring set	Ford 4 Cyl.	81,30 mm
120021002400	NPR	792125-00-4	Piston ring set	Ford 4 Cyl.	90,80 mm
120021002500	NPR	792126-00-4	Piston ring set	Ford 4 Cyl.	86,20 mm
120021002800	NPR	792129-00-4	Piston ring set	Ford 4 Cyl.	80,00 mm
120021002829	NPR	792129-10-4	Piston ring set	Ford 4 Cyl.	81,00 mm
120021003100	NPR	792132-00-4	Piston ring set	Ford 4 Cyl.	82,50 mm
120021003300	NPR	792134-00-4	Piston ring set	Ford 4 Cyl.	93,67 mm
120021003324	NPR	792134-65-4	Piston ring set	Ford 4 Cyl.	94,32 mm
120021003400	NPR	792135-00-4	Piston ring set	Ford 4 Cyl.	76,00 mm
120021004400	NPR	792147-00-4	Piston ring set	Ford 4 Cyl.	71,90 mm
120021004421	NPR	792147-50-4	Piston ring set	Ford 4 Cyl.	72,40 mm
120021004500	NPR	792149-00-4	Piston ring set	Ford 4 Cyl.	79,00 mm
120021004515	NPR	792149-25-4	Piston ring set	Ford 4 Cyl.	79,25 mm
120021004521	NPR	792149-50-4	Piston ring set	Ford 4 Cyl.	79,50 mm
120021004529	NPR	792149-10-4	Piston ring set	Ford 4 Cyl.	80,00 mm
120021004600	NPR	792150-00-4	Piston ring set	Ford 4 Cyl.	76,00 mm
120021004629	NPR	792150-10-4	Piston ring set	Ford 4 Cyl.	77,00 mm
120021004700	NPR	792151-00-4	Piston ring set	Ford 4 Cyl.	80,60 mm
120021005100	NPR	792155-00-4	Piston ring set	Ford 4 Cyl.	86,00 mm
120021005300	NPR	792157-00-4	Piston ring set	Ford 4 Cyl.	89,90 mm
120021005400	NPR	792158-00-4	Piston ring set	Ford 4 Cyl.	84,80 mm
120021005600	NPR	792160-00-4	Piston ring set	Ford 4 Cyl.	80,60 mm
120021005700	NPR	792161-00-4	Piston ring set	Ford 4 Cyl.	93,67 mm
120021005800	NPR	792162-00-4	Piston ring set	Ford / Mazda 4 Cyl.	83,00 mm
120021005900	NPR	792163-00-4	Piston ring set	Ford 4 Cyl.	77,00 mm
120021006000	NPR	792164-00-4	Piston ring set	Ford 4 Cyl.	74,00 mm
120021006100	NPR	792165-00-4	Piston ring set	Ford 4 Cyl.	82,07 mm
120021006115	NPR	792165-25-4	Piston ring set	Ford 4 Cyl.	82,25 mm
120021006200	NPR	792166-00-4	Piston ring set	Ford 4 Cyl.	86,00 mm
120021006221	NPR	792166-50-4	Piston ring set	Ford 4 Cyl.	86,50 mm
120021006300	NPR	792167-00-4	Piston ring set	Ford 4 Cyl.	86,00 mm
120021006400	NPR	792168-00-4	Piston ring set	Ford 4 Cyl.	86,00 mm
120021006500	NPR	792169-00-4	Piston ring set	Ford / BLMC / Rover 4 Cyl.	89,90 mm
120021006515	NPR	792169-25-4	Piston ring set	Ford / BLMC / Rover 4 Cyl.	90,15 mm
120021006521	NPR	792169-50-4	Piston ring set	Ford / BLMC / Rover 4 Cyl.	90,40 mm
120021006700	NPR	792172-00-4	Piston ring set	Ford / Isuzu / Mazda / Volvo 4 Cyl.	87,50 mm
120021006715	NPR	792172-25-4	Piston ring set	Ford / Isuzu / Mazda / Volvo 4 Cyl.	87,75 mm
120021006800	NPR	792173-00-4	Piston ring set	Ford 4 Cyl.	89,90 mm
120021006900	NPR	792174-00-4	Piston ring set	Ford 4 Cyl.	82,50 mm
120021007000	NPR	792177-00-3	Piston ring set	Ford 3 Cyl.	71,90 mm
120021007015	NPR	792177-25-3	Piston ring set	Ford 3 Cyl.	72,15 mm
120021007021	NPR	792177-50-3	Piston ring set	Ford 3 Cyl.	72,40 mm
120021007100	NPR	792181-00-4	Piston ring set	Ford 4 Cyl.	79,00 mm
120021007200	NPR	791121-00-4	Piston ring set	Citroen 4 Cyl.	86,00 mm
120021007300	NPR	792187-00-4	Piston ring set	Ford / Jaguar / Land Rover / Volvo 4 Cyl.	87,50 mm
120021007321	NPR	792187-50-4	Piston ring set	Ford / Jaguar / Land Rover / Volvo 4 Cyl.	88,00 mm
120022000200	NPR	792203-00-2	Piston ring set	Fordson 2 Cyl.	111,76 mm
120022001000	NPR	792218-00-1	Piston ring set	Fordson 1 Cyl.	111,76 mm
120025000200	NPR	792503-00-1	Piston ring set	Hatz 1 Cyl.	82,00 mm

VERGLEICHNUMMERN  
CROSS-REFERENCE  
Miscellaneous- SM

Cross ref.	Type	SM ref.:	Product Category	Manufacturer Type	Bore dia.
120025000300	NPR	792504-00-1	Piston ring set	Hatz 1 Cyl.	82,00 mm
120025000500	NPR	792506-00-1	Piston ring set	Hatz 1 Cyl.	85,00 mm
120025000600	NPR	792507-00-1	Piston ring set	Hatz 1 Cyl.	90,00 mm
120025000700	NPR	792508-00-1	Piston ring set	Hatz 1 Cyl.	90,00 mm
120025001400	NPR	792515-00-1	Piston ring set	Hatz 1 Cyl.	85,00 mm
120025001500	NPR	792516-00-1	Piston ring set	Hatz 1 Cyl.	90,00 mm
120025001600	NPR	792517-00-1	Piston ring set	Hatz 1 Cyl.	95,00 mm
120025001700	NPR	792518-00-1	Piston ring set	Hatz 1 Cyl.	82,00 mm
120025002200	NPR	792525-00-1	Piston ring set	Hatz 1 Cyl.	90,00 mm
120026000100	NPR	792650-00-1	Piston ring set	Lombardini 1 Cyl.	85,00 mm
120026000300	NPR	792652-00-1	Piston ring set	Lombardini 1 Cyl.	95,00 mm
120026000400	NPR	792653-00-1	Piston ring set	Lombardini 1 Cyl.	95,00 mm
120026000600	NPR	792655-00-1	Piston ring set	Lombardini 1 Cyl.	102,00 mm
120026000800	NPR	792658-00-1	Piston ring set	Lombardini 1 Cyl.	90,00 mm
120026000900	NPR	792659-00-1	Piston ring set	Lombardini 1 Cyl.	78,00 mm
120026001000	NPR	792660-00-1	Piston ring set	Lombardini 1 Cyl.	85,00 mm
120026001100	NPR	792661-00-1	Piston ring set	Lombardini 1 Cyl.	85,00 mm
120026001300	NPR	792663-00-1	Piston ring set	Lombardini 1 Cyl.	95,00 mm
120026001400	NPR	792664-00-1	Piston ring set	Lombardini 1 Cyl.	80,00 mm
120026001500	NPR	792665-00-1	Piston ring set	Lombardini 1 Cyl.	100,00 mm
120026001700	NPR	792667-00-1	Piston ring set	Lombardini 1 Cyl.	78,00 mm
120026001800	NPR	792668-00-1	Piston ring set	Lombardini 1 Cyl.	78,00 mm
120026001821	NPR	792668-50-1	Piston ring set	Lombardini 1 Cyl.	78,50 mm
120026001900	NPR	792669-00-1	Piston ring set	Lombardini 1 Cyl.	82,00 mm
120026002000	NPR	792670-00-1	Piston ring set	Lombardini 1 Cyl.	86,00 mm
120026002100	NPR	792671-00-1	Piston ring set	Lombardini 1 Cyl.	88,00 mm
120026002400	NPR	792674-00-2	Piston ring set	Lombardini 2 Cyl.	90,00 mm
120026002600	NPR	792676-00-1	Piston ring set	Lombardini 1 Cyl.	95,00 mm
120026002700	NPR	792677-00-2	Piston ring set	Lombardini 2 Cyl.	90,00 mm
120026002800	NPR	792678-00-1	Piston ring set	Lombardini 1 Cyl.	80,00 mm
120026002900	NPR	792679-00-1	Piston ring set	Lombardini 1 Cyl.	85,00 mm
120026003000	NPR	792680-00-1	Piston ring set	Lombardini 1 Cyl.	76,00 mm
120027000300	NPR	792706-00-1	Piston ring set	IHC 1 Cyl.	98,43 mm
120027000400	NPR	792707-00-1	Piston ring set	IHC 1 Cyl.	98,43 mm
120028000100	NPR	792802-00-4	Piston ring set	Lada 4 Cyl.	76,00 mm
120028000120	NPR	792802-40-4	Piston ring set	Lada 4 Cyl.	76,40 mm
120028000128	NPR	792802-80-4	Piston ring set	Lada 4 Cyl.	76,80 mm
120028000200	NPR	792803-00-4	Piston ring set	Lada 4 Cyl.	79,00 mm
120028000220	NPR	792803-40-4	Piston ring set	Lada 4 Cyl.	79,40 mm
120028000228	NPR	792803-80-4	Piston ring set	Lada 4 Cyl.	79,80 mm
120028000229	NPR	792803-10-4	Piston ring set	Lada 4 Cyl.	80,00 mm
120028000300	NPR	792804-00-4	Piston ring set	Lada 4 Cyl.	82,00 mm
120028000320	NPR	792804-40-4	Piston ring set	Lada 4 Cyl.	82,40 mm
120028000328	NPR	792804-80-4	Piston ring set	Lada 4 Cyl.	82,80 mm
120028000400	NPR	792805-00-1	Piston ring set	VZ 21010 / 4 Cyl.	82,00 mm
120028000400	NPR	792805-00-4	Piston ring set	Lada 4 Cyl.	82,00 mm
120028000415	NPR	792805-25-4	Piston ring set	Lada 4 Cyl.	82,25 mm
120028000421	NPR	792805-50-1	Piston ring set	VZ 21010 / 4 Cyl.	82,50 mm
120028000421	NPR	792805-50-4	Piston ring set	Lada 4 Cyl.	82,50 mm
120028000429	NPR	792805-10-1	Piston ring set	VZ 21010 / 4 Cyl.	83,00 mm
120028000429	NPR	792805-10-4	Piston ring set	Lada 4 Cyl.	83,00 mm
120028000500	NPR	792806-00-1	Piston ring set	VZ 1117-19 Kalina / 4 Cyl.	76,50 mm
120028000500	NPR	792806-00-4	Piston ring set	Lada 4 Cyl.	76,50 mm
120028000521	NPR	792806-50-1	Piston ring set	VZ 1117-19 Kalina / 4 Cyl.	77,00 mm
120028000521	NPR	792806-50-4	Piston ring set	VZ 1117-19 Kalina / 4 Cyl.	77,00 mm
120031000100	NPR	793102-00-2	Piston ring set	MAN 2 Cyl.	100,00 mm
120031000200	NPR	793103-00-2	Piston ring set	MAN 2 Cyl.	102,00 mm
120031000500	NPR	793106-00-1	Piston ring set	MAN / RABA / RV1 1 Cyl.	121,00 mm
120031000600	NPR	793107-00-1	Piston ring set	MAN 1 Cyl.	125,00 mm
120031000700	NPR	793108-00-1	Piston ring set	MAN 1 Cyl.	125,00 mm
120031000800	NPR	793109-00-1	Piston ring set	MAN 1 Cyl.	111,00 mm
120031001000	NPR	793113-00-2	Piston ring set	MAN 2 Cyl.	95,00 mm
120031001100	NPR	793114-00-2	Piston ring set	MAN 2 Cyl.	100,00 mm
120031001300	NPR	793116-00-1	Piston ring set	MAN 1 Cyl.	123,00 mm
120031001500	NPR	793118-00-1	Piston ring set	MAN 1 Cyl.	125,00 mm
120031001600	NPR	793119-00-1	Piston ring set	MAN 1 Cyl.	125,00 mm
120031001700	NPR	793120-00-1	Piston ring set	MAN 1 Cyl.	128,00 mm
120031002200	NPR	793125-00-1	Piston ring set	MAN / MWM / Pegaso 1 Cyl.	125,00 mm
120031002300	NPR	793141-00-1	Piston ring set	MAN 1 Cyl.	126,00 mm
120031002321	NPR	793141-50-1	Piston ring set	MAN 1 Cyl.	126,50 mm
120031002400	NPR	793129-00-1	Piston ring set	MAN 1 Cyl.	123,00 mm
120031002600	NPR	793131-00-1	Piston ring set	MAN 1 Cyl.	128,00 mm
120031002700	NPR	793133-00-2	Piston ring set	MAN 2 Cyl.	108,00 mm
120031002800	NPR	793134-00-1	Piston ring set	MAN 1 Cyl.	128,00 mm
120031002900	NPR	793135-00-1	Piston ring set	MAN 1 Cyl.	128,00 mm
120031003100	NPR	793128-00-1	Piston ring set	MAN 1 Cyl.	120,00 mm
120032000200	NPR	793203-00-1	Piston ring set	MWM 1 Cyl.	105,00 mm
120032000400	NPR	793205-00-1	Piston ring set	MWM 1 Cyl.	85,00 mm
120032000700	NPR	793210-00-1	Piston ring set	MWM 1 Cyl.	120,00 mm
120032001000	NPR	793213-00-1	Piston ring set	MWM 1 Cyl.	95,00 mm

VERGLEICHNUMMERN  
CROSS-REFERENCE  
Miscellaneous- SM

Cross ref.	Type	SM ref.:	Product Category	Manufacturer Type	Bore dia.
120032001200	NPR	793215-00-1	Piston ring set	MWM 1 Cyl.	120,00 mm
120032001400	NPR	793218-00-1	Piston ring set	MWM 1 Cyl.	105,00 mm
120032001500	NPR	793219-00-1	Piston ring set	MWM 1 Cyl.	102,00 mm
120032001600	NPR	793227-00-1	Piston ring set	MWM 1 Cyl.	93,00 mm
120033000100	NPR	793350-00-2	Piston ring set	MMZ / Minsker 2 Cyl.	110,00 mm
120033000200	NPR	793352-00-1	Piston ring set	MMZ / Minsker 1 Cyl.	110,00 mm
120033000400	NPR	793354-00-1	Piston ring set	MMZ / Minsker 1 Cyl.	110,00 mm
120033000500	NPR	793355-00-1	Piston ring set	MMZ / Minsker 1 Cyl.	110,00 mm
120033000600	NPR	793356-00-1	Piston ring set	MMZ / Minsker 1 Cyl.	110,00 mm
120035000100	NPR	793501-00-4	Piston ring set	Opel / Vauxhall 4 Cyl.	72,00 mm
120035000200	NPR	793502-00-4	Piston ring set	Opel 4 Cyl.	72,00 mm
120035000300	NPR	793503-00-4	Piston ring set	Isuzu / Opel / Vauxhall 4 Cyl.	76,00 mm
120035000700	NPR	793509-00-4	Piston ring set	Alfa / Chrysler / Fiat / Opel / Suzuki / 4 Cyl.	83,00 mm
120035000720	NPR	793509-40-4	Piston ring set	Alfa / Chrysler / Fiat / Opel / Suzuki / 4 Cyl.	83,40 mm
120035000800	NPR	791413-00-4	Piston ring set	Chevrolet / Opel / Vauxhall 4 Cyl.	72,50 mm
120035000900	NPR	793511-00-4	Piston ring set	Opel / Saab 4 Cyl.	79,00 mm
120035001000	NPR	793512-00-4	Piston ring set	Opel / Vauxhall 4 Cyl.	75,00 mm
120035001021	NPR	793512-50-4	Piston ring set	Opel / Vauxhall 4 Cyl.	75,50 mm
120035001029	NPR	793512-10-4	Piston ring set	Opel / Vauxhall 4 Cyl.	76,00 mm
120035001300	NPR	793516-00-4	Piston ring set	Opel 4 Cyl.	88,00 mm
120035001400	NPR	793511-00-4	Piston ring set	Opel / Saab 4 Cyl.	79,00 mm
120035001700	NPR	793556-00-1	Piston ring set	Daewoo / Opel / Suzuki / Vauxhall 1 Cyl.	73,40 mm
120035001800	NPR	793511-00-4	Piston ring set	Opel / Saab 4 Cyl.	79,00 mm
120035001900	NPR	793522-00-4	Piston ring set	Opel 4 Cyl.	86,50 mm
120035001921	NPR	793522-50-4	Piston ring set	Opel 4 Cyl.	87,00 mm
120035002000	NPR	793523-00-4	Piston ring set	Bedford / Isuzu / Opel / Vauxhall 4 Cyl.	88,00 mm
120035002300	NPR	793526-00-4	Piston ring set	Opel / Vauxhall 4 Cyl.	77,60 mm
120035002321	NPR	793526-50-4	Piston ring set	Opel / Vauxhall 4 Cyl.	78,10 mm
120035002400	NPR	793527-00-4	Piston ring set	Bedford / Opel / Vauxhall 4 Cyl.	92,00 mm
120035002429	NPR	793527-10-4	Piston ring set	Bedford / Opel / Vauxhall 4 Cyl.	93,00 mm
120035002500	NPR	793528-00-4	Piston ring set	Bedford / Opel / Vauxhall 4 Cyl.	75,00 mm
120035002521	NPR	793528-50-4	Piston ring set	Bedford / Opel / Vauxhall 4 Cyl.	75,50 mm
120035002600	NPR	793529-00-4	Piston ring set	Opel / Vauxhall 4 Cyl.	80,00 mm
120035002621	NPR	793529-50-4	Piston ring set	Opel / Vauxhall 4 Cyl.	80,50 mm
120035002700	NPR	793530-00-4	Piston ring set	Bedford / Ford / Opel / Vauxhall 4 Cyl.	80,00 mm
120035002721	NPR	793530-50-4	Piston ring set	Bedford / Ford / Opel / Vauxhall 4 Cyl.	80,50 mm
120035003000	NPR	793533-00-4	Piston ring set	Bedford / Opel / Vauxhall 4 Cyl.	82,50 mm
120035003021	NPR	793533-50-4	Piston ring set	Bedford / Opel / Vauxhall 4 Cyl.	83,00 mm
120035003029	NPR	793533-10-4	Piston ring set	Bedford / Opel / Vauxhall 4 Cyl.	83,50 mm
120035003100	NPR	793534-00-4	Piston ring set	Daewoo / Opel / Vauxhall 4 Cyl.	84,80 mm
120035003121	NPR	793534-50-4	Piston ring set	Daewoo / Opel / Vauxhall 4 Cyl.	85,30 mm
120035003200	NPR	793535-00-4	Piston ring set	Chevrolet/Daewoo/Isuzu/Opel/Saab/Vauxhall 4 Cyl.	86,00 mm
120035003221	NPR	793535-50-4	Piston ring set	Chevrolet/Daewoo/Isuzu/Opel/Saab/Vauxhall 4 Cyl.	86,50 mm
120035003300	NPR	793536-00-4	Piston ring set	Opel / Vauxhall 4 Cyl.	92,00 mm
120035003500	NPR	793538-00-4	Piston ring set	Daewoo / Opel / Vauxhall / GM 4 Cyl.	79,00 mm
120035003515	NPR	793538-25-4	Piston ring set	Daewoo / Opel / Vauxhall / GM 4 Cyl.	79,25 mm
120035003521	NPR	793538-50-4	Piston ring set	Daewoo / Opel / Vauxhall / GM 4 Cyl.	79,50 mm
120035003529	NPR	793538-10-4	Piston ring set	Daewoo / Opel / Vauxhall / GM 4 Cyl.	80,00 mm
120035003700	NPR	793540-00-4	Piston ring set	Isuzu / Opel / Vauxhall 4 Cyl.	79,00 mm
120035003721	NPR	793540-50-4	Piston ring set	Isuzu / Opel / Vauxhall 4 Cyl.	79,50 mm
120035003729	NPR	793540-10-4	Piston ring set	Isuzu / Opel / Vauxhall 4 Cyl.	80,00 mm
120035003800	NPR	793541-00-2	Piston ring set	Daewoo / Opel / Vauxhall 2 Cyl.	81,60 mm
120035003821	NPR	793541-50-2	Piston ring set	Daewoo / Opel / Vauxhall 2 Cyl.	82,10 mm
120035003900	NPR	793542-00-4	Piston ring set	Opel 4 Cyl.	88,00 mm
120035004200	NPR	793547-00-1	Piston ring set	Opel 1 Cyl.	72,50 mm
120035004221	NPR	793547-50-1	Piston ring set	Opel 1 Cyl.	73,00 mm
120035004300	NPR	793548-00-4	Piston ring set	Daewoo / Opel 4 Cyl.	76,50 mm
120035004315	NPR	793548-25-4	Piston ring set	Daewoo / Opel 4 Cyl.	76,75 mm
120035004321	NPR	793548-50-4	Piston ring set	Daewoo / Opel 4 Cyl.	77,00 mm
120035004326	NPR	793548-75-4	Piston ring set	Daewoo / Opel 4 Cyl.	77,25 mm
120035004329	NPR	793548-10-4	Piston ring set	Daewoo / Opel 4 Cyl.	77,50 mm
120035004400	NPR	793549-00-4	Piston ring set	Chevrolet / Daewoo / Opel / Saab / Vauxhall 4 Cyl.	80,50 mm
120035004421	NPR	793549-50-4	Piston ring set	Chevrolet / Daewoo / Opel / Saab / Vauxhall 4 Cyl.	81,00 mm
120035004500	NPR	793550-00-4	Piston ring set	Opel / Vauxhall 4 Cyl.	84,00 mm
120035004600	NPR	793551-00-4	Piston ring set	Opel / Vauxhall 4 Cyl.	79,00 mm
120035004621	NPR	793551-50-4	Piston ring set	Opel / Vauxhall 4 Cyl.	79,50 mm
120035004629	NPR	793551-10-4	Piston ring set	Opel / Vauxhall 4 Cyl.	80,00 mm
120035004700	NPR	793552-00-4	Piston ring set	Opel / Vauxhall 4 Cyl.	84,00 mm
120035004900	NPR	793555-00-4	Piston ring set	Opel / Saab / Vauxhall 4 Cyl.	84,00 mm
120035005000	NPR	793556-00-1	Piston ring set	Daewoo / Opel / Suzuki / Vauxhall 1 Cyl.	73,40 mm
120035005200	NPR	793558-00-4	Piston ring set	Opel 4 Cyl.	79,00 mm
120035005221	NPR	793558-50-4	Piston ring set	Opel 4 Cyl.	79,50 mm
120035005229	NPR	793558-10-4	Piston ring set	Opel 4 Cyl.	80,00 mm
120035005400	NPR	793561-00-6	Piston ring set	Opel 6 Cyl.	83,20 mm
120035005500	NPR	793562-00-4	Piston ring set	Citroen / Isuzu / Opel / Peugeot / Saab 4 Cyl.	86,00 mm
120035005521	NPR	793562-50-4	Piston ring set	Citroen / Isuzu / Opel / Peugeot / Saab 4 Cyl.	86,50 mm
120035005700	NPR	792096-00-4	Piston ring set	Alfa Romeo / Fiat / Opel / Suzuki / Vauxhall 4 Cyl.	69,60 mm
120035005700	NPR	793564-00-4	Piston ring set	Fiat / Opel / Suzuki / Vauxhall 4 Cyl.	69,60 mm
120035005720	NPR	792096-40-4	Piston ring set	Alfa Romeo / Fiat / Opel / Suzuki / Vauxhall 4 Cyl.	70,00 mm
120035005800	NPR	793565-00-4	Piston ring set	Opel 4 Cyl.	93,00 mm

VERGLEICHNUMMERN  
CROSS-REFERENCE  
Miscellaneous- SM

Cross ref.	Type	SM ref.:	Product Category	Manufacturer Type	Bore dia.
120035006000	NPR	793567-00-4	Piston ring set	Opel / Saab / Vauxhall 4 Cyl.	84,00 mm
120035006100	NPR	793568-00-4	Piston ring set	Opel 4 Cyl.	79,00 mm
120035006121	NPR	793568-50-4	Piston ring set	Opel 4 Cyl.	79,50 mm
120035006129	NPR	793568-10-4	Piston ring set	Opel 4 Cyl.	80,00 mm
120035006200	NPR	793569-00-4	Piston ring set	Opel / Saab / Vauxhall 4 Cyl.	82,00 mm
120035006500	NPR	793511-00-4	Piston ring set	Opel / Saab 4 Cyl.	79,00 mm
120035006600	NPR	793572-00-1	Piston ring set	Opel 1 Cyl.	74,00 mm
120036000100	NPR	793601-00-1	Piston ring set	Perkins 1Cyl.	105,00 mm
120036000400	NPR	793604-00-1	Piston ring set	Fordson / Perkins 1 Cyl.	91,48 mm
120036000600	NPR	793606-00-1	Piston ring set	Perkins 1 Cyl.	91,48 mm
120036000700	NPR	793608-00-2	Piston ring set	Perkins 2 Cyl.	98,48 mm
120036000800	NPR	793609-00-2	Piston ring set	Perkins / RVI 2 Cyl.	98,48 mm
120036000900	NPR	793610-00-2	Piston ring set	Perkins 2 Cyl.	98,48 mm
120036001000	NPR	793611-00-1	Piston ring set	Perkins 1 Cyl.	91,48 mm
120036001100	NPR	793613-00-2	Piston ring set	Chrysler / Perkins 2 Cyl.	100,00 mm
120036001200	NPR	793614-00-2	Piston ring set	Chrysler / Perkins 2 Cyl.	100,00 mm
120036001300	NPR	793615-00-2	Piston ring set	Perkins 2 Cyl.	98,48 mm
120036001315	NPR	793615-25-2	Piston ring set	Perkins 2 Cyl.	98,73 mm
120036001329	NPR	793615-10-2	Piston ring set	Perkins 2 Cyl.	99,48 mm
120036001500	NPR	793620-00-2	Piston ring set	Leyland / Perkins / RVI / Volvo 2 Cyl.	98,48 mm
120036001526	NPR	793620-75-2	Piston ring set	Leyland / Perkins / RVI / Volvo 2 Cyl.	99,23 mm
120036001529	NPR	793620-10-2	Piston ring set	Leyland / Perkins / RVI / Volvo 2 Cyl.	99,48 mm
120036001600	NPR	793621-00-2	Piston ring set	Perkins 2 Cyl.	101,054mm
120036001900	NPR	793624-00-1	Piston ring set	Fap-Famos / Perkins 1 Cyl.	91,48 mm
120036002000	NPR	793625-00-4	Piston ring set	Perkins / VW 4 Cyl.	92,00 mm
120036002100	NPR	793626-00-2	Piston ring set	Chrysler / Leyland / Perkins 2 Cyl.	98,48 mm
120036002115	NPR	793626-25-2	Piston ring set	Chrysler / Leyland / Perkins 2 Cyl.	98,73 mm
120036002200	NPR	793627-00-1	Piston ring set	Perkins 1 Cyl.	98,48 mm
120036002400	NPR	793629-00-2	Piston ring set	Fiat / Iveco / Massey / Perkins 2 Cyl.	101,05 mm
120036002500	NPR	793630-00-1	Piston ring set	Perkins 1 Cyl.	91,48 mm
120036002600	NPR	793633-00-3	Piston ring set	Perkins 3 Cyl.	91,48 mm
120036002900	NPR	793638-00-1	Piston ring set	Perkins 1 Cyl.	100,00 mm
120036003000	NPR	793639-00-2	Piston ring set	Perkins 2 Cyl.	100,00 mm
120036003100	NPR	793640-00-1	Piston ring set	Perkins 1 Cyl.	84,00 mm
120037000100	NPR	793701-00-4	Piston ring set	Citroen / Peugeot / Talbot 4 Cyl.	70,00 mm
120037000300	NPR	793703-00-4	Piston ring set	Peugeot / Citroen 4 Cyl.	70,00 mm
120037000400	NPR	793704-00-4	Piston ring set	Peugeot 4 Cyl.	84,00 mm
120037000500	NPR	793705-00-4	Piston ring set	Peugeot 4 Cyl.	75,00 mm
120037000600	NPR	793706-00-4	Piston ring set	Citroen / Peugeot 4 Cyl.	72,00 mm
120037000700	NPR	793707-00-2	Piston ring set	Citroen / Fiat / Peugeot / Renault / Talbot 2 Cyl.	88,00 mm
120037000800	NPR	793708-00-2	Piston ring set	Aro /Ford /Opel /Peugeot /Renault /RVI/Volo 2 Cyl.	90,00 mm
120037000900	NPR	793709-00-4	Piston ring set	Citroen / Peugeot 4 Cyl.	72,00 mm
120037001000	NPR	793809-00-4	Piston ring set	ARO / Dacia / Peugeot / Renault / Volvo 4 Cyl.	76,00 mm
120037001100	NPR	793711-00-4	Piston ring set	Peugeot 4 Cyl.	80,00 mm
120037001200	NPR	793712-00-4	Piston ring set	Alfa/Citroen/Fiat/Lancia/Peugeot/Seat 4 Cyl.	84,00 mm
120037001400	NPR	793714-00-4	Piston ring set	Aro/Citroen/DAF/Ford /Peugeot/Ssangyong 4 Cyl.	94,00 mm
120037001420	NPR	793714-40-4	Piston ring set	Peugeot 4 Cyl.	94,40 mm
120037001500	NPR	793715-00-4	Piston ring set	Ford / Peugeot 4 Cyl.	88,00 mm
120037001600	NPR	793716-00-3	Piston ring set	Citroen / Peugeot 3 Cyl.	75,00 mm
120037001621	NPR	793716-50-3	Piston ring set	Citroen / Peugeot 3 Cyl.	75,50 mm
120037001700	NPR	793717-00-4	Piston ring set	Citroen / Peugeot 4 Cyl.	83,00 mm
120037001715	NPR	793717-25-4	Piston ring set	Citroen / Peugeot 4 Cyl.	83,25 mm
120037001800	NPR	793718-00-4	Piston ring set	DAF / Ford / Peugeot / Ssang Yong / Talbot 4 Cyl.	94,00 mm
120037001820	NPR	793718-40-4	Piston ring set	DAF / Ford / Peugeot / Ssang Yong / Talbot 4 Cyl.	94,40 mm
120037002000	NPR	793720-00-4	Piston ring set	Peugeot 4 Cyl.	78,00 mm
120037002100	NPR	793721-00-4	Piston ring set	Peugeot 4 Cyl.	78,00 mm
120037002200	NPR	793722-00-4	Piston ring set	Citroen / Peugeot 4 Cyl.	80,00 mm
120037002221	NPR	793722-50-4	Piston ring set	Citroen / Peugeot 4 Cyl.	80,50 mm
120037002228	NPR	793722-80-4	Piston ring set	Citroen / Peugeot 4 Cyl.	80,80 mm
120037002300	NPR	793723-00-4	Piston ring set	Citroen/Fiat/Lada/Peugeot/Rover/Suzuki 4 Cyl.	83,00 mm
120037002315	NPR	793723-25-4	Piston ring set	Citroen/Fiat/Lada/Peugeot/Rover/Suzuki 4 Cyl.	83,25 mm
120037002321	NPR	793723-50-4	Piston ring set	Citroen/Fiat/Lada/Peugeot/Rover/Suzuki 4 Cyl.	83,50 mm
120037002328	NPR	793723-80-4	Piston ring set	Citroen/Fiat/Lada/Peugeot/Rover/Suzuki 4 Cyl.	83,80 mm
120037002329	NPR	793723-10-4	Piston ring set	Citroen/Fiat/Lada/Peugeot/Rover/Suzuki 4 Cyl.	84,00 mm
120037002400	NPR	793724-00-4	Piston ring set	Citroen / Peugeot 4 Cyl.	83,00 mm
120037002415	NPR	793724-25-4	Piston ring set	Citroen / Peugeot 4 Cyl.	83,25 mm
120037002500	NPR	793725-00-4	Piston ring set	Fiat / Citroen / Peugeot 4 Cyl.	83,00 mm
120037002515	NPR	793725-25-4	Piston ring set	Fiat / Citroen / Peugeot 4 Cyl.	83,25 mm
120037002600	NPR	793726-00-4	Piston ring set	Citroen / Nissan / Peugeot / Rover 4 Cyl.	77,00 mm
120037002620	NPR	793726-40-4	Piston ring set	Citroen / Nissan / Peugeot / Rover 4 Cyl.	77,40 mm
120037002700	NPR	793727-00-4	Piston ring set	Citroen / Peugeot / Rover 4 Cyl.	80,00 mm
120037002721	NPR	793727-50-4	Piston ring set	Citroen / Peugeot / Rover 4 Cyl.	80,50 mm
120037002800	NPR	793728-00-2	Piston ring set	Citroen / Jaguar / Land Rover / Peugeot 2 Cyl.	81,00 mm
120037002900	NPR	793729-00-4	Piston ring set	Citroen / Fiat / Peugeot / Suzuki 4 Cyl.	83,00 mm
120037002921	NPR	793729-50-4	Piston ring set	Citroen / Fiat / Peugeot / Suzuki 4 Cyl.	83,50 mm
120037003000	NPR	793730-00-4	Piston ring set	Citroen / Fiat / Peugeot 4 Cyl.	85,00 mm
120037003021	NPR	793730-50-4	Piston ring set	Citroen / Fiat / Peugeot 4 Cyl.	85,50 mm
120037003100	NPR	793731-00-4	Piston ring set	Citroen / Fiat / Peugeot 4 Cyl.	86,00 mm
120037003115	NPR	793731-25-4	Piston ring set	Citroen / Fiat / Peugeot 4 Cyl.	86,25 mm
120037003121	NPR	793731-50-4	Piston ring set	Citroen / Fiat / Peugeot 4 Cyl.	86,50 mm

VERGLEICHNUMMERN  
CROSS-REFERENCE  
Miscellaneous- SM

Cross ref.	Type	SM ref.:	Product Category	Manufacturer Type	Bore dia.
120037003300	NPR	793733-00-4	Piston ring set	Peugeot 4 Cyl.	88,00 mm
120037003500	NPR	793735-00-4	Piston ring set	Citroen / Fiat / Peugeot / Talbot 4 Cyl.	93,00 mm
120037003521	NPR	793735-50-4	Piston ring set	Citroen / Fiat / Peugeot / Talbot 4 Cyl.	93,50 mm
120037003600	NPR	793736-00-4	Piston ring set	Peugeot 4 Cyl.	93,00 mm
120037003800	NPR	793738-00-4	Piston ring set	Citroen / Peugeot / Talbot 4 Cyl.	75,00 mm
120037003815	NPR	793738-25-4	Piston ring set	Citroen / Peugeot / Talbot 4 Cyl.	75,25 mm
120037003821	NPR	793738-50-4	Piston ring set	Citroen / Peugeot / Talbot 4 Cyl.	75,50 mm
120037004000	NPR	793740-00-4	Piston ring set	Citroen / DAF / Fiat / Peugeot 4 Cyl.	92,00 mm
120037004100	NPR	793741-00-4	Piston ring set	Citroen / Peugeot / RVI / Talbot 4 Cyl.	93,00 mm
120037004121	NPR	793741-50-4	Piston ring set	Citroen / Peugeot / RVI 4 Cyl.	93,50 mm
120037004300	NPR	793743-00-4	Piston ring set	Fiat / Peugeot 4 Cyl.	78,50 mm
120037004400	NPR	793744-00-4	Piston ring set	Citroen / Fiat / Lada / Peugeot / Suzuki 4 Cyl.	83,00 mm
120037004421	NPR	793744-50-4	Piston ring set	Citroen / Fiat / Lada / Peugeot / Suzuki 4 Cyl.	83,50 mm
120037004500	NPR	793745-00-4	Piston ring set	Fiat / Citroen / Peugeot 4 Cyl.	86,00 mm
120037004515	NPR	793745-25-4	Piston ring set	Fiat / Citroen / Peugeot 4 Cyl.	86,25 mm
120037004600	NPR	793723-00-4	Piston ring set	Citroen/Fiat/Lada/Peugeot/Rover/Suzuki 4 Cyl.	83,00 mm
120037004615	NPR	793723-25-4	Piston ring set	Citroen/Fiat/Lada/Peugeot/Rover/Suzuki 4 Cyl.	83,25 mm
120037004621	NPR	793723-50-4	Piston ring set	Citroen/Fiat/Lada/Peugeot/Rover/Suzuki 4 Cyl.	83,50 mm
120037004628	NPR	793723-80-4	Piston ring set	Citroen/Fiat/Lada/Peugeot/Rover/Suzuki 4 Cyl.	83,80 mm
120037004629	NPR	793723-10-4	Piston ring set	Citroen/Fiat/Lada/Peugeot/Rover/Suzuki 4 Cyl.	84,00 mm
120037004700	NPR	793747-00-4	Piston ring set	Citroen / Peugeot 4 Cyl.	92,00 mm
120037004715	NPR	793747-25-4	Piston ring set	Citroen / Peugeot 4 Cyl.	92,25 mm
120037004721	NPR	793747-50-4	Piston ring set	Peugeot 4 Cyl.	92,50 mm
120037004800	NPR	793748-00-4	Piston ring set	Citroen / Peugeot 4 Cyl.	92,00 mm
120037005100	NPR	793751-00-4	Piston ring set	Citroen / Peugeot 4 Cyl.	85,00 mm
120037005115	NPR	793751-25-4	Piston ring set	Citroen / Peugeot 4 Cyl.	85,25 mm
120037005200	NPR	793752-00-4	Piston ring set	Citroen / Peugeot 4 Cyl.	78,50 mm
120037005208	NPR	793752-01-4	Piston ring set	Citroen / Peugeot 4 Cyl.	78,60 mm
120037005215	NPR	793752-25-4	Piston ring set	Citroen / Peugeot 4 Cyl.	78,75 mm
120037005221	NPR	793752-50-4	Piston ring set	Citroen / Peugeot 4 Cyl.	79,00 mm
120037005229	NPR	793752-10-4	Piston ring set	Citroen / Peugeot 4 Cyl.	79,50 mm
120037005300	NPR	793753-00-4	Piston ring set	Citroen / Peugeot 4 Cyl.	92,00 mm
120037005400	NPR	793754-00-4	Piston ring set	Citroen / Peugeot 4 Cyl.	72,00 mm
120037005500	NPR	793755-00-4	Piston ring set	Citroen / Peugeot 4 Cyl.	75,00 mm
120037005515	NPR	793755-25-4	Piston ring set	Citroen / Peugeot 4 Cyl.	75,25 mm
120037005600	NPR	793756-00-4	Piston ring set	Citroen / Ford / Peugeot / Toyota 4 Cyl.	73,70 mm
120037005621	NPR	793756-50-4	Piston ring set	Citroen / Ford / Peugeot / Toyota 4 Cyl.	74,20 mm
120037005900	NPR	793760-00-4	Piston ring set	Citroen / Peugeot 4 Cyl.	75,00 mm
120037006000	NPR	793772-00-2	Piston ring set	Citroen / Jaguar / Land Rover / Peugeot 2 Cyl.	84,00 mm
120037006021	NPR	793772-50-2	Piston ring set	Citroen / Jaguar / Land Rover / Peugeot 2 Cyl.	84,50 mm
120037006100	NPR	793770-00-4	Piston ring set	Citroen / Ford / Peugeot / Toyota / Volvo 4 Cyl.	75,00 mm
120037006121	NPR	793770-50-4	Piston ring set	Citroen / Ford / Peugeot / Toyota / Volvo 4 Cyl.	75,50 mm
120037006200	NPR	793758-00-4	Piston ring set	Citroen/Fiat/Mazda/Mini/Peugeot/Suzuki/Volvo 4 Cyl	75,00 mm
120037006221	NPR	793758-50-4	Piston ring set	Citroen/Fiat/Mazda/Mini/Peugeot/Suzuki/Volvo 4 Cyl	75,50 mm
120037006400	NPR	793771-00-4	Piston ring set	Fiat / Citroen / Peugeot 4 Cyl.	85,00 mm
120037006500	NPR	793776-00-4	Piston ring set	Citroen / Peugeot 4 Cyl.	85,00 mm
120037006600	NPR	793749-00-4	Piston ring set	Citroen/Fiat/Ford/Peugeot/Suzuki/Volvo 4 Cyl.	85,00 mm
120037006615	NPR	793749-25-4	Piston ring set	Citroen/Fiat/Ford/Peugeot/Suzuki/Volvo 4 Cyl.	85,25 mm
120037006621	NPR	793749-50-4	Piston ring set	Citroen/Fiat/Ford/Peugeot/Suzuki/Volvo 4 Cyl.	85,50 mm
120037006623	NPR	793749-60-4	Piston ring set	Citroen/Fiat/Ford/Peugeot/Suzuki/Volvo 4 Cyl.	85,60 mm
120037006700	NPR	791120-00-4	Piston ring set	Citroen/ Ford/ Jaguar/ Mitsubishi/ Peugeot 4 Cyl.	85,00 mm
120037006721	NPR	791120-50-4	Piston ring set	Citroen/ Ford/ Jaguar/ Mitsubishi/ Peugeot 4 Cyl.	85,50 mm
120037006800	NPR	793766-00-4	Piston ring set	Citroen / Peugeot 4 Cyl.	78,50 mm
120037006815	NPR	793766-25-4	Piston ring set	Citroen / Peugeot 4 Cyl.	78,75 mm
120037006821	NPR	793766-50-4	Piston ring set	Citroen / Peugeot 4 Cyl.	79,00 mm
120037007000	NPR	790755-00-4	Piston ring set	BMW / Mini 4 Cyl.	77,00 mm
120037007000	NPR	793775-00-4	Piston ring set	Citroen / Peugeot 4 Cyl.	77,00 mm
120037007021	NPR	790755-50-4	Piston ring set	BMW / Mini 4 Cyl.	77,50 mm
120037007050	NPR	793775-50-4	Piston ring set	Citroen / Peugeot 4 Cyl.	77,50 mm
120037007300	NPR	793719-00-3	Piston ring set	Citroen / DS / Opel / Peugeot 4 Cyl.	75,00 mm
120038000200	NPR	793801-00-4	Piston ring set	Renault 4 Cyl.	71,50 mm
120038000300	NPR	793802-00-4	Piston ring set	Renault 4 Cyl.	75,80 mm
120038000500	NPR	793804-00-4	Piston ring set	Opel / Renault / Vauxhall 4 Cyl.	85,00 mm
120038000500	NPR	799104-00-4	Piston ring set	Nissan 4 Cyl.	85,00 mm
120038000515	NPR	793804-25-4	Piston ring set	Opel / Renault / Vauxhall 4 Cyl.	85,25 mm
120038000521	NPR	793804-50-4	Piston ring set	Opel / Renault / Vauxhall 4 Cyl.	85,50 mm
120038000521	NPR	799104-50-4	Piston ring set	Nissan 4 Cyl.	85,50 mm
120038000700	NPR	793806-00-4	Piston ring set	Dacia / Renault / Volvo 4 Cyl.	70,00 mm
120038000800	NPR	793807-00-4	Piston ring set	Dacia / DAF / Renault / Volvo 4 Cyl.	73,00 mm
120038000821	NPR	793807-50-4	Piston ring set	Dacia / DAF / Renault / Volvo 4 Cyl.	73,50 mm
120038000900	NPR	793808-00-4	Piston ring set	Chrysler / Renault 4 Cyl.	86,00 mm
120038001000	NPR	793809-00-4	Piston ring set	ARO / Dacia / Peugeot / Renault / Volvo 4 Cyl.	76,00 mm
120038001100	NPR	793810-00-4	Piston ring set	Renault 4 Cyl.	77,00 mm
120038001200	NPR	793811-00-4	Piston ring set	Renault 4 Cyl.	88,00 mm
120038001400	NPR	793845-00-4	Piston ring set	Dacia / Nissan / Renault / Suzuki 4 Cyl.	76,00 mm
120038001415	NPR	793845-25-4	Piston ring set	Dacia / Nissan / Renault / Suzuki 4 Cyl.	76,25 mm
120038001421	NPR	793845-50-4	Piston ring set	Dacia / Nissan / Renault / Suzuki 4 Cyl.	76,50 mm
120038001600	NPR	793815-00-4	Piston ring set	Renault 4 Cyl.	58,00 mm
120038001800	NPR	793817-00-4	Piston ring set	Citroen / Peugeot / Renault / Talbot 4 Cyl.	75,00 mm
120038001900	NPR	793818-00-4	Piston ring set	Renault 4 Cyl.	79,00 mm

VERGLEICHNUMMERN  
CROSS-REFERENCE  
Miscellaneous- SM

Cross ref.	Type	SM ref.:	Product Category	Manufacturer Type	Bore dia.
120038002000	NPR	793819-00-3	Piston ring set	Chrysler / Renault 3 Cyl.	88,00 mm
120038002100	NPR	793825-00-1	Piston ring set	Dacia/Mercedes Benz/Nissan/Renault/Smart 1 Cyl.	72,20 mm
120038002300	NPR	793822-00-4	Piston ring set	Fiat/Mercedes/Nissan/Opel/Renault/Vauxhall 4 Cyl.	80,00 mm
120038002321	NPR	793822-50-4	Piston ring set	Fiat/Mercedes/Nissan/Opel/Renault/Vauxhall 4 Cyl.	80,50 mm
120038002500	NPR	793824-00-4	Piston ring set	Renault 4 Cyl.	86,00 mm
120038002700	NPR	793826-00-4	Piston ring set	Renault 4 Cyl.	73,00 mm
120038002800	NPR	793827-00-4	Piston ring set	Renault / Volvo 4 Cyl.	78,00 mm
120038002821	NPR	793827-50-4	Piston ring set	Renault / Volvo 4 Cyl.	78,50 mm
120038002900	NPR	793828-00-4	Piston ring set	Renault / Volvo 4 Cyl.	81,00 mm
120038002921	NPR	793828-50-4	Piston ring set	Renault 4 Cyl.	81,50 mm
120038003000	NPR	793829-00-4	Piston ring set	Dacia / Opel / Renault / Vauxhall 4 Cyl.	80,00 mm
120038003021	NPR	793829-50-4	Piston ring set	Dacia / Opel / Renault / Vauxhall 4 Cyl.	80,50 mm
120038003100	NPR	793830-00-4	Piston ring set	Chrysler / Renault 4 Cyl.	86,00 mm
120038003200	NPR	793831-00-4	Piston ring set	Chrysler / Renault 4 Cyl.	86,00 mm
120038003300	NPR	793832-00-4	Piston ring set	Renault 4 Cyl.	74,00 mm
120038003321	NPR	793832-50-4	Piston ring set	Renault 4 Cyl.	74,50 mm
120038003400	NPR	793833-00-4	Piston ring set	Renault 4 Cyl.	87,00 mm
120038003500	NPR	793834-00-4	Piston ring set	Renault / Volvo 4 Cyl.	80,00 mm
120038003521	NPR	793834-50-4	Piston ring set	Renault / Volvo 4 Cyl.	80,50 mm
120038003700	NPR	793836-00-4	Piston ring set	Renault 4 Cyl.	87,00 mm
120038003721	NPR	793836-50-4	Piston ring set	Renault 4 Cyl.	87,50 mm
120038004000	NPR	793839-00-4	Piston ring set	Nissan / Renault 4 Cyl.	69,00 mm
120038004021	NPR	793839-50-4	Piston ring set	Nissan / Renault 4 Cyl.	69,50 mm
120038004100	NPR	793840-00-4	Piston ring set	Renault / Volvo 4 Cyl.	82,70 mm
120038004121	NPR	793840-50-4	Piston ring set	Renault / Volvo 4 Cyl.	83,20 mm
120038004200	NPR	793841-00-4	Piston ring set	Dacia / Nissan / Renault 4 Cyl.	79,50 mm
120038004215	NPR	793841-25-4	Piston ring set	Dacia / Nissan / Renault 4 Cyl.	79,75 mm
120038004221	NPR	793841-50-4	Piston ring set	Dacia / Nissan / Renault 4 Cyl.	80,00 mm
120038004300	NPR	793842-00-4	Piston ring set	Dacia / Renault 4 Cyl.	79,50 mm
120038004315	NPR	793842-25-4	Piston ring set	Dacia / Renault 4 Cyl.	79,75 mm
120038004321	NPR	793842-50-4	Piston ring set	Dacia / Renault 4 Cyl.	80,00 mm
120038004400	NPR	793843-00-4	Piston ring set	Nissan / Opel / Renault / Vauxhall 4 Cyl.	80,00 mm
120038004421	NPR	793843-50-4	Piston ring set	Renault 4 Cyl.	80,50 mm
120038004500	NPR	793844-00-4	Piston ring set	Renault 4 Cyl.	87,00 mm
120038004700	NPR	793846-00-4	Piston ring set	Renault / Volvo 4 Cyl.	82,70 mm
120038004800	NPR	793847-00-4	Piston ring set	Renault 4 Cyl.	83,00 mm
120038004900	NPR	793848-00-5	Piston ring set	Renault 5 Cyl.	83,00 mm
120038005000	NPR	793849-00-4	Piston ring set	Nissan / Opel / Renault / Vauxhall 4 Cyl.	87,00 mm
120038005100	NPR	793850-00-4	Piston ring set	Opel / Renault / Vauxhall 4 Cyl.	89,00 mm
120038005121	NPR	793850-50-4	Piston ring set	Opel / Renault / Vauxhall 4 Cyl.	89,50 mm
120038005200	NPR	793851-00-4	Piston ring set	Nissan / Opel / Renault / Vauxhall 4 Cyl.	89,00 mm
120038005215	NPR	793851-25-4	Piston ring set	Nissan / Opel / Renault / Vauxhall 4 Cyl.	89,25 mm
120038005221	NPR	793851-50-4	Piston ring set	Nissan / Opel / Renault / Vauxhall 4 Cyl.	89,50 mm
120038005300	NPR	791143-00-4	Piston ring set	Citroen/Nissan/Opel/Peugeot/Renault/Vauxhall 4 Cyl	82,70 mm
120038005315	NPR	791143-25-4	Piston ring set	Citroen/Nissan/Opel/Peugeot/Renault/Vauxhall 4 Cyl	82,95 mm
120038005321	NPR	791143-50-4	Piston ring set	Citroen/Nissan/Opel/Peugeot/Renault/Vauxhall 4 Cyl	83,20 mm
120038005600	NPR	793823-00-4	Piston ring set	Nissan / Renault 4 Cyl.	69,00 mm
120038005621	NPR	793823-50-4	Piston ring set	Nissan / Renault 4 Cyl.	69,50 mm
120038005700	NPR	793854-00-4	Piston ring set	Nissan / Opel / Renault / Vauxhall 4 Cyl.	84,00 mm
120038005721	NPR	793854-50-4	Piston ring set	Nissan / Opel / Renault / Vauxhall 4 Cyl.	84,50 mm
120039000400	NPR	793920-00-4	Piston ring set	Saab 4 Cyl.	90,00 mm
120040000100	NPR	790405-00-1	Piston ring set	RVI 1 Cyl.	120,00 mm
120040000300	NPR	790407-00-1	Piston ring set	RVI 1 Cyl.	120,00 mm
120040000400	NPR	790408-00-1	Piston ring set	RVI 1 Cyl.	120,00 mm
120040000500	NPR	790409-00-1	Piston ring set	RVI 1 Cyl.	120,00 mm
120040000600	NPR	790410-00-1	Piston ring set	RVI 1 Cyl.	120,00 mm
120040000700	NPR	790411-00-1	Piston ring set	RVI 1 Cyl.	135,00 mm
120040000800	NPR	790412-00-1	Piston ring set	RVI 1 Cyl.	135,00 mm
120040000900	NPR	790413-00-1	Piston ring set	RVI 1 Cyl.	135,00 mm
120040001000	NPR	790414-00-1	Piston ring set	RVI 1 Cyl.	85,00 mm
120040001100	NPR	790415-00-1	Piston ring set	RVI 1 Cyl.	85,00 mm
120040001200	NPR	790417-00-1	Piston ring set	RVI 1 Cyl.	135,00 mm
120040001300	NPR	790418-00-1	Piston ring set	RVI 1 Cyl.	120,00 mm
120040001300	NPR	790418-00-2	Piston ring set	RVI 2 Cyl.	120,00 mm
120040001400	NPR	790420-00-1	Piston ring set	RVI 1 Cyl.	135,00 mm
120040001500	NPR	790421-00-1	Piston ring set	RVI 1 Cyl.	120,00 mm
120040001500	NPR	790421-00-2	Piston ring set	RVI 2 Cyl.	120,00 mm
120040001600	NPR	790422-00-1	Piston ring set	RVI 1 Cyl.	135,00 mm
120040001700	NPR	790431-00-1	Piston ring set	RVI 1 Cyl.	123,00 mm
120040001800	NPR	790429-00-1	Piston ring set	RVI 1 Cyl.	123,85 mm
120040001900	NPR	790432-00-1	Piston ring set	RVI 1 Cyl.	123,00 mm
120040002000	NPR	794001-00-4	Piston ring set	RVI 4 Cyl.	98,00 mm
120040002200	NPR	794003-00-4	Piston ring set	RVI 4 Cyl.	88,00 mm
120040002300	NPR	794004-00-2	Piston ring set	MAN / RVI 2 Cyl.	100,00 mm
120040002400	NPR	794008-00-4	Piston ring set	RVI 4 Cyl.	98,00 mm
120040002500	NPR	794009-00-2	Piston ring set	RVI 2 Cyl.	102,00 mm
120040002600	NPR	794011-00-1	Piston ring set	RVI 1 Cyl.	102,00 mm
120040002621	NPR	794011-50-1	Piston ring set	RVI 1 Cyl.	102,50 mm
120040002700	NPR	794012-00-2	Piston ring set	RVI 2 Cyl.	102,00 mm
120043000100	NPR	794302-00-1	Piston ring set	Lister 1 Cyl.	95,25 mm

VERGLEICHNUMMERN  
CROSS-REFERENCE  
Miscellaneous- SM

Cross ref.	Type	SM ref.:	Product Category	Manufacturer Type	Bore dia.
120044000100	NPR	794413-00-1	Piston ring set	Porsche 1 Cyl.	100,00 mm
120045000100	NPR	794501-00-1	Piston ring set	Same 1 Cyl.	105,00 mm
120045000200	NPR	794502-00-1	Piston ring set	Same 1 Cyl.	105,00 mm
120045000221	NPR	794502-50-1	Piston ring set	Same 1 Cyl.	105,50 mm
120045000300	NPR	794503-00-1	Piston ring set	Lamborghini / Same 1 Cyl.	105,00 mm
120045000400	NPR	794504-00-1	Piston ring set	Same 1 Cyl.	98,00 mm
120045000500	NPR	794505-00-1	Piston ring set	Same 1 Cyl.	105,00 mm
120045000521	NPR	794505-50-1	Piston ring set	Same 1 Cyl.	105,50 mm
120045000600	NPR	794506-00-1	Piston ring set	Same 1 Cyl.	95,00 mm
120045000700	NPR	794507-00-2	Piston ring set	Same 2 Cyl.	110,00 mm
120045000800	NPR	794508-00-1	Piston ring set	Same 1 Cyl.	100,00 mm
120045000900	NPR	794510-00-1	Piston ring set	Same 1 Cyl.	100,00 mm
120045001100	NPR	794512-00-1	Piston ring set	Same 1 Cyl.	105,00 mm
120047000200	NPR	794702-00-1	Piston ring set	Tatra 1 Cyl.	120,00 mm
120048000100	NPR	794802-00-1	Piston ring set	Kamaz 1 Cyl.	120,00 mm
120050000100	NPR	795001-00-4	Piston ring set	VW 4 Cyl.	75,00 mm
120050000121	NPR	795001-50-4	Piston ring set	VW 4 Cyl.	75,50 mm
120050000200	NPR	795002-00-4	Piston ring set	Audi / VW 4 Cyl.	75,00 mm
120050000221	NPR	795002-50-4	Piston ring set	Audi / VW 4 Cyl.	75,50 mm
120050000229	NPR	795002-10-4	Piston ring set	Audi / VW 4 Cyl.	76,00 mm
120050000300	NPR	795003-00-4	Piston ring set	VW 4 Cyl.	76,50 mm
120050000321	NPR	795003-50-4	Piston ring set	VW 4 Cyl.	77,00 mm
120050000400	NPR	795004-00-4	Piston ring set	VW 4 Cyl.	76,50 mm
120050000421	NPR	795004-50-4	Piston ring set	VW 4 Cyl.	77,00 mm
120050000700	NPR	795008-00-4	Piston ring set	VW 4 Cyl.	83,00 mm
120050000729	NPR	795008-10-4	Piston ring set	VW 4 Cyl.	84,00 mm
120050000800	NPR	795009-00-5	Piston ring set	Audi / Volvo /Volkswagen 5 Cyl.	81,00 mm
120050000821	NPR	795009-50-5	Piston ring set	Audi / Volvo / Volkswagen 5 Cyl.	81,50 mm
120050001000	NPR	795011-00-4	Piston ring set	Audi /Honda /Hyundai /Kia /Seat /Skoda /VW 4 Cyl.	71,00 mm
120050001100	NPR	795012-00-4	Piston ring set	Audi / Seat / Skoda / VW 4 Cyl.	71,00 mm
120050001121	NPR	795012-50-4	Piston ring set	Audi / Seat / Skoda / VW 4 Cyl.	71,50 mm
120050001200	NPR	795098-00-4	Piston ring set	Audi / Mitsubishi / Seat / Skoda / VW 4 Cyl.	81,00 mm
120050001215	NPR	795098-25-4	Piston ring set	Audi / Mitsubishi / Seat / Skoda / VW 4 Cyl.	81,25 mm
120050001221	NPR	795098-50-4	Piston ring set	Audi / Mitsubishi / Seat / Skoda / VW 4 Cyl.	81,50 mm
120050001700	NPR	795019-00-4	Piston ring set	Audi /Mitsubishi /Seat /Skoda /Volkswagen 4 Cyl.	81,00 mm
120050001800	NPR	795020-00-4	Piston ring set	Audi / Seat / Skoda / Volkswagen 4 Cyl.	79,50 mm
120050001821	NPR	795020-50-4	Piston ring set	Audi / Seat / Skoda / Volkswagen 4 Cyl.	80,00 mm
120050001900	NPR	795021-00-4	Piston ring set	Audi / Seat / Skoda / Volkswagen 4 Cyl.	81,00 mm
120050002000	NPR	795022-00-4	Piston ring set	Audi / Seat / Skoda / Volkswagen 4 Cyl.	79,50 mm
120050002100	NPR	795086-00-6	Piston ring set	Audi / Skoda / VW 6 Cyl.	78,30 mm
120050002200	NPR	795024-00-6	Piston ring set	Audi / VW 6 Cyl.	83,00 mm
120050002400	NPR	795027-00-4	Piston ring set	VW 4 Cyl.	86,50 mm
120050002500	NPR	795028-00-2	Piston ring set	Audi / VW 2 Cyl.	83,00 mm
120050002800	NPR	795031-00-4	Piston ring set	VW 4 Cyl.	93,00 mm
120050002829	NPR	795031-10-4	Piston ring set	VW 4 Cyl.	94,00 mm
120050002900	NPR	795032-00-1	Piston ring set	VW / Volvo 1 Cyl.	76,50 mm
120050002921	NPR	795032-50-1	Piston ring set	VW / Volvo 1 Cyl.	77,00 mm
120050002929	NPR	795032-10-1	Piston ring set	VW / Volvo 1 Cyl.	77,50 mm
120050003000	NPR	795033-00-6	Piston ring set	Audi / Porsche / VW 6 Cyl.	83,00 mm
120050003100	NPR	795034-00-4	Piston ring set	Audi / VW 4 Cyl.	69,50 mm
120050003121	NPR	795034-50-4	Piston ring set	Audi / VW 4 Cyl.	70,00 mm
120050003200	NPR	795035-00-4	Piston ring set	VW 4 Cyl.	75,00 mm
120050003221	NPR	795035-50-4	Piston ring set	VW 4 Cyl.	75,50 mm
120050003229	NPR	795035-10-4	Piston ring set	VW 4 Cyl.	76,00 mm
120050003300	NPR	795036-00-4	Piston ring set	Audi / VW 4 Cyl.	81,00 mm
120050003321	NPR	795036-50-4	Piston ring set	Audi / VW 4 Cyl.	81,50 mm
120050003329	NPR	795036-10-4	Piston ring set	Audi / VW 4 Cyl.	82,00 mm
120050003400	NPR	795037-00-4	Piston ring set	Audi / Ford / Mercedes Benz / Seat / VW 4 Cyl.	81,00 mm
120050003421	NPR	795037-50-4	Piston ring set	Audi / Ford / Mercedes Benz / Seat / VW 4 Cyl.	81,50 mm
120050003500	NPR	795040-00-4	Piston ring set	VW 4 Cyl.	75,00 mm
120050003600	NPR	795044-00-4	Piston ring set	VW / Seat 4 Cyl.	75,00 mm
120050003621	NPR	795044-50-4	Piston ring set	VW / Seat 4 Cyl.	75,50 mm
120050003800	NPR	795045-00-4	Piston ring set	Audi / VW / Seat / Skoda 4 Cyl.	79,50 mm
120050003800	NPR	795048-00-1	Piston ring set	Audi / Ford / Seat / Skoda / VW 1 Cyl.	79,50 mm
120050003821	NPR	795048-50-1	Piston ring set	Audi / Ford / VW 1 Cyl.	80,00 mm
120050003829	NPR	795048-10-1	Piston ring set	Audi / Ford / VW 1 Cyl.	80,50 mm
120050003900	NPR	795049-00-1	Piston ring set	Audi / VW 1 Cyl.	81,00 mm
120050003921	NPR	795049-50-1	Piston ring set	Audi / VW 1 Cyl.	81,50 mm
120050004100	NPR	795051-00-6	Piston ring set	VW 6 Cyl.	82,00 mm
120050004121	NPR	795051-50-6	Piston ring set	VW 6 Cyl.	82,50 mm
120050004129	NPR	795051-10-6	Piston ring set	VW 6 Cyl.	83,00 mm
120050004200	NPR	795052-00-2	Piston ring set	Audi / Seat / Skoda / VW 2 Cyl.	82,50 mm
120050004215	NPR	795052-25-2	Piston ring set	Audi / Seat / Skoda / VW 2 Cyl.	82,75 mm
120050004221	NPR	795052-50-2	Piston ring set	Audi / Seat / Skoda / VW 2 Cyl.	83,00 mm
120050004300	NPR	795053-00-1	Piston ring set	Audi / VW 1 Cyl.	82,50 mm
120050004300	NPR	795053-00-4	Piston ring set	Audi / VW 4 Cyl.	82,50 mm
120050004321	NPR	795053-50-1	Piston ring set	Audi / VW 1 Cyl.	83,00 mm
120050004321	NPR	795053-50-4	Piston ring set	Audi / VW 4 Cyl.	83,00 mm
120050004400	NPR	795054-00-4	Piston ring set	Audi / VW 4 Cyl.	82,50 mm
120050004421	NPR	795054-50-4	Piston ring set	Audi / VW 4 Cyl.	83,00 mm

VERGLEICHNUMMERN  
CROSS-REFERENCE  
Miscellaneous- SM

Cross ref.	Type	SM ref.:	Product Category	Manufacturer Type	Bore dia.
120050004500	NPR	795055-00-5	Piston ring set	Audi / VW 5 Cyl.	82,50 mm
120050004521	NPR	795055-50-5	Piston ring set	VW / Audi 5 Cyl.	83,00 mm
120050004600	NPR	795056-00-4	Piston ring set	Audi 4 Cyl.	84,50 mm
120050004700	NPR	795057-00-2	Piston ring set	Audi / Seat / Skoda / Volkswagen 2 Cyl.	82,50 mm
120050004715	NPR	795057-25-2	Piston ring set	Audi / Seat / Skoda / Volkswagen 2 Cyl.	82,75 mm
120050004721	NPR	795057-50-2	Piston ring set	Audi / Seat / Skoda / Volkswagen 2 Cyl.	83,00 mm
120050004800	NPR	795059-00-4	Piston ring set	Audi / Seat / Skoda / Volkswagen 4 Cyl.	82,50 mm
120050004815	NPR	795059-25-4	Piston ring set	Audi / Seat / Skoda / Volkswagen 4 Cyl.	82,75 mm
120050004821	NPR	795059-50-4	Piston ring set	Audi / Seat / Skoda / Volkswagen 4 Cyl.	83,00 mm
120050004900	NPR	795059-00-4	Piston ring set	Audi / Seat / Skoda / Volkswagen 4 Cyl.	82,50 mm
120050004915	NPR	795059-25-4	Piston ring set	Audi / Seat / Skoda / Volkswagen 4 Cyl.	82,75 mm
120050004921	NPR	795059-50-4	Piston ring set	Audi / Seat / Skoda / Volkswagen 4 Cyl.	83,00 mm
120050005000	NPR	795043-00-4	Piston ring set	Audi / Skoda / VW 4 Cyl.	82,50 mm
120050005021	NPR	795043-50-4	Piston ring set	Audi / Skoda / VW 4 Cyl.	83,00 mm
120050005100	NPR	795061-00-4	Piston ring set	Audi / Seat / Skoda / Volkswagen 4 Cyl.	74,50 mm
120050005100	NPR	795063-00-4	Piston ring set	Audi / Seat / Skoda / VW 4 Cyl.	74,50 mm
120050005200	NPR	795063-00-4	Piston ring set	Audi / Seat / Skoda / VW 4 Cyl.	74,50 mm
120050005300	NPR	795063-00-4	Piston ring set	Audi / Seat / Skoda / VW 4 Cyl.	74,50 mm
120050005400	NPR	795063-00-4	Piston ring set	Audi / Seat / Skoda / VW 4 Cyl.	74,50 mm
120050005500	NPR	795065-00-4	Piston ring set	Audi / Seat / Skoda / VW 4 Cyl.	82,50 mm
120050005521	NPR	795065-50-4	Piston ring set	Audi / Seat / Skoda / VW 4 Cyl.	83,00 mm
120050005600	NPR	795096-00-4	Piston ring set	Seat / Skoda / VW 4 Cyl.	76,50 mm
120050005621	NPR	795096-50-4	Piston ring set	Seat / Skoda / VW 4 Cyl.	77,00 mm
120050005900	NPR	795073-00-6	Piston ring set	Audi / VW 6 Cyl.	78,30 mm
120050006000	NPR	795069-00-4	Piston ring set	Audi / Seat / Skoda / Volkswagen 4 Cyl.	81,00 mm
120050006000	NPR	795074-00-4	Piston ring set	Audi / Seat / Skoda / VW 4 Cyl.	81,00 mm
120050006021	NPR	795074-50-4	Piston ring set	Audi / VW 4 Cyl.	81,50 mm
120050006100	NPR	795075-00-4	Piston ring set	Audi / Seat / Skoda / VW 4 Cyl.	81,00 mm
120050006121	NPR	795075-50-4	Piston ring set	Audi / Seat / Skoda / VW 4 Cyl.	81,50 mm
120050006200	NPR	795076-00-2	Piston ring set	Audi / VW 2 Cyl.	81,00 mm
120050006221	NPR	795076-50-2	Piston ring set	Audi / VW 2 Cyl.	81,50 mm
120050006300	NPR	795077-00-4	Piston ring set	Audi / Seat / Skoda / VW 4 Cyl.	76,50 mm
120050006315	NPR	795077-25-4	Piston ring set	Audi / Seat / Skoda / VW 4 Cyl.	76,75 mm
120050006321	NPR	795077-50-4	Piston ring set	Audi / Seat / Skoda / VW 4 Cyl.	77,00 mm
120050006400	NPR	795078-00-1	Piston ring set	Audi / VW 1 Cyl.	79,50 mm
120050006600	NPR	795081-00-5	Piston ring set	VW 5 Cyl.	81,00 mm
120050006700	NPR	795095-00-4	Piston ring set	Audi / Volkswagen 4 Cyl.	84,50 mm
120050006800	NPR	795060-00-2	Piston ring set	Audi / VW 2 Cyl.	76,50 mm
120050006829	NPR	795060-50-2	Piston ring set	Audi / VW 2 Cyl.	77,00 mm
120050006900	NPR	795085-00-4	Piston ring set	Audi / Seat / Skoda / VW 4 Cyl.	81,00 mm
120050007100	NPR	795088-00-4	Piston ring set	VW 4 Cyl.	93,00 mm
120050007400	NPR	795091-00-2	Piston ring set	Audi / Volkswagen 2 Cyl.	84,50 mm
120050007600	NPR	795091-00-2	Piston ring set	Audi / Volkswagen 2 Cyl.	84,50 mm
120050007700	NPR	795094-00-6	Piston ring set	BMW / VW 6 Cyl.	84,00 mm
120050007800	NPR	795095-00-4	Piston ring set	Audi / Volkswagen 4 Cyl.	84,50 mm
120050007900	NPR	795096-00-4	Piston ring set	Seat / Skoda / VW 4 Cyl.	76,50 mm
120050007921	NPR	795096-50-4	Piston ring set	Seat / Skoda / VW 4 Cyl.	77,00 mm
120051000100	NPR	795101-00-5	Piston ring set	Volvo 5 Cyl.	81,00 mm
120051000200	NPR	795102-00-5	Piston ring set	Volvo 5 Cyl.	81,00 mm
120051000500	NPR	795110-00-1	Piston ring set	Volvo 1 Cyl.	83,00 mm
120051000515	NPR	795110-25-1	Piston ring set	Volvo 1 Cyl.	83,25 mm
120051000600	NPR	795112-00-4	Piston ring set	Volvo 4 Cyl.	88,90 mm
120051000620	NPR	795112-40-4	Piston ring set	Volvo 4 Cyl.	89,291mm
120051000625	NPR	795112-70-4	Piston ring set	Volvo 4 Cyl.	89,672mm
120051001100	NPR	795125-00-4	Piston ring set	Volvo 4 Cyl.	92,00 mm
120051001200	NPR	795126-00-4	Piston ring set	Volvo 4 Cyl.	96,00 mm
120051001300	NPR	795127-00-4	Piston ring set	Volvo 4 Cyl.	96,00 mm
120051001317	NPR	795127-30-4	Piston ring set	Volvo 4 Cyl.	96,30 mm
120051001323	NPR	795127-60-4	Piston ring set	Volvo 4 Cyl.	96,60 mm
120051001400	NPR	795128-00-2	Piston ring set	Volvo 2 Cyl.	92,00 mm
120051001500	NPR	795136-00-5	Piston ring set	Volvo 5 Cyl.	81,00 mm
120051001500	NPR	795136-00-6	Piston ring set	Volvo 6 Cyl.	81,00 mm
120051001515	NPR	795136-25-5	Piston ring set	Volvo 5 Cyl.	81,25 mm
120051001600	NPR	795137-00-5	Piston ring set	Volvo 5 Cyl.	83,00 mm
120051001615	NPR	795137-25-5	Piston ring set	Volvo 5 Cyl.	83,25 mm
120051001700	NPR	795139-00-4	Piston ring set	Volvo 4 Cyl.	92,00 mm
120051001800	NPR	795146-00-5	Piston ring set	Volvo 5 Cyl.	81,00 mm
120051001815	NPR	795146-25-5	Piston ring set	Volvo 5 Cyl.	81,25 mm
120051001900	NPR	795151-00-4	Piston ring set	Volvo 4 Cyl.	80,00 mm
120051002000	NPR	795152-00-1	Piston ring set	Volvo 1 Cyl.	83,00 mm
120051002015	NPR	795152-25-1	Piston ring set	Volvo 1 Cyl.	83,25 mm
120051002100	NPR	795153-00-5	Piston ring set	Volvo 5 Cyl.	81,00 mm
120051002200	NPR	795154-00-4	Piston ring set	Volvo 4 Cyl.	80,00 mm
120051002500	NPR	795134-00-4	Piston ring set	Volvo 4 Cyl.	82,00 mm
120052000200	NPR	795202-00-4	Piston ring set	Alfa / BLMC / Chrysler / Ford / Rover / VM 4 Cyl.	92,00 mm
120052000300	NPR	795203-00-1	Piston ring set	VM 1 Cyl.	94,00 mm
120052000400	NPR	795204-00-1	Piston ring set	VM 1 Cyl.	105,00 mm
120052000500	NPR	795205-00-1	Piston ring set	VM 1 Cyl.	105,00 mm
120052000600	NPR	795207-00-1	Piston ring set	VM 1 Cyl.	92,00 mm
120052000700	NPR	795208-00-1	Piston ring set	VM 1 Cyl.	95,00 mm



VERGLEICHSNUMMERN  
CROSS-REFERENCE  
Miscellaneous- SM

Cross ref.	Type	SM ref.:	Product Category	Manufacturer Type	Bore dia.
120052000800	NPR	795209-00-1	Piston ring set	VM 1 Cyl.	98,00 mm
120052001200	NPR	795214-00-1	Piston ring set	VM 1 Cyl.	92,00 mm
120055000100	NPR	795501-00-1	Piston ring set	Steyr 1 Cyl.	110,00 mm
120055000200	NPR	795502-00-1	Piston ring set	Steyr 1 Cyl.	105,00 mm
120055000300	NPR	795503-00-1	Piston ring set	Steyr 1 Cyl.	126,00 mm
120055000400	NPR	795504-00-1	Piston ring set	Steyr 1 Cyl.	100,00 mm
120055000600	NPR	795512-00-1	Piston ring set	Steyr 1 Cyl.	100,00 mm
120055000700	NPR	795508-00-2	Piston ring set	Steyr 2 Cyl.	105,00 mm
120055000800	NPR	795509-00-1	Piston ring set	Steyr 1 Cyl.	108,00 mm
120055001000	NPR	795511-00-1	Piston ring set	Steyr 1 Cyl.	100,00 mm
120056000200	NPR	795601-00-2	Piston ring set	UTB 2 Cyl.	108,00 mm
120056000229	NPR	795601-10-2	Piston ring set	UTB 2 Cyl.	109,00 mm
120058000200	NPR	795802-00-1	Piston ring set	Zetor 1 Cyl.	110,00 mm
120058000300	NPR	795803-00-2	Piston ring set	Zetor 2 Cyl.	110,00 mm
120058000400	NPR	795804-00-1	Piston ring set	Zetor 1 Cyl.	95,00 mm
120058000500	NPR	795805-00-1	Piston ring set	Zetor 1 Cyl.	102,00 mm
120058000600	NPR	795806-00-2	Piston ring set	Zetor 2 Cyl.	110,00 mm
120058000700	NPR	795807-00-1	Piston ring set	Zetor 1 Cyl.	102,00 mm
120058000800	NPR	795810-00-1	Piston ring set	Zetor 1 Cyl.	95,00 mm
120059000300	NPR	795106-00-1	Piston ring set	Volvo 1 Cyl.	104,775mm
120059000300	NPR	795106-00-2	Piston ring set	Volvo 2 Cyl.	104,775mm
120059000400	NPR	795107-00-2	Piston ring set	Volvo 2 Cyl.	120,65 mm
120059000400	NPR	795107-00-1	Piston ring set	Volvo 1 Cyl.	120,65 mm
120059000500	NPR	795108-00-1	Piston ring set	Volvo 1 Cyl.	130,18 mm
120059000600	NPR	795111-00-1	Piston ring set	Volvo 1 Cyl.	98,43 mm
120059000700	NPR	795113-00-1	Piston ring set	Volvo 1 Cyl.	130,18 mm
120059000800	NPR	795119-00-1	Piston ring set	Volvo 1 Cyl.	104,775mm
120059000900	NPR	795120-00-1	Piston ring set	Volvo 1 Cyl.	120,65 mm
120059001000	NPR	795121-00-4	Piston ring set	Volvo 4 Cyl.	105,57 mm
120059001100	NPR	795123-00-1	Piston ring set	Volvo 1 Cyl.	120,65 mm
120059001100	NPR	795123-00-2	Piston ring set	Volvo 2 Cyl.	120,65 mm
120059001200	NPR	795124-00-1	Piston ring set	Volvo 1 Cyl.	104,775mm
120059001300	NPR	795129-00-1	Piston ring set	Volvo 1 Cyl.	120,65 mm
120059001400	NPR	795130-00-1	Piston ring set	Volvo 1 Cyl.	104,775mm
120059001600	NPR	795132-00-1	Piston ring set	Volvo 1 Cyl.	130,18 mm
120059001600	NPR	795132-00-2	Piston ring set	Volvo 2 Cyl.	130,18 mm
120059001900	NPR	795140-00-2	Piston ring set	Volvo 2 Cyl.	120,65 mm
120059002100	NPR	795142-00-1	Piston ring set	Volvo 1 Cyl.	131,00 mm
120059002200	NPR	795177-00-1	Piston ring set	Volvo 1 Cyl.	144,00 mm
120059002300	NPR	795144-00-2	Piston ring set	Volvo 2 Cyl.	98,43 mm
120059002400	NPR	795147-00-2	Piston ring set	Volvo 2 Cyl.	130,18 mm
120059002500	NPR	795148-00-2	Piston ring set	Volvo 2 Cyl.	130,18 mm
120059002700	NPR	795150-00-1	Piston ring set	Volvo 1 Cyl.	104,775mm
120059002900	NPR	795158-00-2	Piston ring set	Volvo 2 Cyl.	107,00 mm
120059003000	NPR	795159-00-1	Piston ring set	Volvo 1 Cyl.	120,00 mm
120059003200	NPR	790419-00-1	Piston ring set	RVI / Volvo 1 Cyl.	123,00 mm
120059003300	NPR	795161-00-1	Piston ring set	RVI / Volvo 1 Cyl.	131,00 mm
120059003500	NPR	791531-00-1	Piston ring set	KHD / RVI / Volvo 1 Cyl.	108,00 mm
120059003600	NPR	795199-00-2	Piston ring set	Volvo 2 Cyl.	98,43 mm
120060000100	NPR	796000-00-1	Piston ring set	IFA 1 Cyl.	120,00 mm
120060000200	NPR	796001-00-1	Piston ring set	IFA 1 Cyl.	120,00 mm
12007004921	NPR	790756-50-4	Piston ring set	BMW 4 Cyl.	84,50 mm
120085003721	NPR	798542-50-4	Piston ring set	Mazda 4 Cyl.	78,50 mm
120087005500	NPR	792491-00-3	Piston ring set	Hyundai / Kia 3 Cyl.	75,00 mm
120087005600	NPR	792610-00-1	Piston ring set	Hyundai / Kia 1 Cyl.	83,00 mm
120087005600	NPR	792610-00-3	Piston ring set	Hyundai 3 Cyl.	83,00 mm
120087005621	NPR	792610-50-1	Piston ring set	Hyundai / Kia 1 Cyl.	83,50 mm
120100000100	NPR	791017-00-1	Piston ring set	Mercedes Benz / FAP-Famos 1 Cyl.	97,00 mm
120100000121	NPR	791017-50-1	Piston ring set	Mercedes Benz / FAP-Famos 1 Cyl.	97,50 mm
120100000129	NPR	791017-10-1	Piston ring set	Mercedes Benz / FAP-Famos 1 Cyl.	98,00 mm
120100000200	NPR	791018-00-1	Piston ring set	Mercedes Benz 1 Cyl.	115,00 mm
120100000300	NPR	791019-00-1	Piston ring set	Mercedes Benz 1 Cyl.	125,00 mm
120100000400	NPR	791020-00-1	Piston ring set	Mercedes Benz 1 Cyl.	128,00 mm
120100000421	NPR	791020-50-1	Piston ring set	Mercedes Benz 1 Cyl.	128,50 mm
120100000429	NPR	791020-10-1	Piston ring set	Mercedes Benz 1 Cyl.	129,00 mm
120100000500	NPR	791022-00-1	Piston ring set	Mercedes Benz 1 Cyl.	125,00 mm
120100000600	NPR	791022-00-1	Piston ring set	Mercedes Benz 1 Cyl.	125,00 mm
120100000800	NPR	791030-00-1	Piston ring set	Mercedes Benz / FAP-Famos 1 Cyl.	97,00 mm
120100000821	NPR	791030-50-1	Piston ring set	Mercedes Benz 1 Cyl.	97,50 mm
120100000829	NPR	791030-10-1	Piston ring set	Mercedes Benz 1 Cyl.	98,00 mm
120100000900	NPR	791031-00-1	Piston ring set	Mercedes Benz / FAP-Famos 1 Cyl.	97,00 mm
120100000921	NPR	791031-50-1	Piston ring set	Mercedes Benz 1 Cyl.	97,50 mm
120100000929	NPR	791031-10-1	Piston ring set	Mercedes Benz 1 Cyl.	98,00 mm
120100001000	NPR	791033-00-1	Piston ring set	Mercedes Benz / FAP-Famos 1 Cyl.	128,00 mm
120100001100	NPR	791044-00-1	Piston ring set	Mercedes Benz / FAP-Famos 1 Cyl.	97,50 mm
120100001115	NPR	791044-25-1	Piston ring set	Mercedes Benz 1 Cyl.	97,75 mm
120100001121	NPR	791044-50-1	Piston ring set	Mercedes Benz 1 Cyl.	98,00 mm
120100001200	NPR	791087-00-2	Piston ring set	Mercedes Benz 2 Cyl.	125,00 mm
120100001300	NPR	791046-00-1	Piston ring set	Mercedes Benz 1 Cyl.	130,00 mm
120100001500	NPR	791090-00-1	Piston ring set	Mercedes Benz 1 Cyl.	130,00 mm

VERGLEICHSNUMMERN  
CROSS-REFERENCE  
Miscellaneous- SM

Cross ref.	Type	SM ref.:	Product Category	Manufacturer Type	Bore dia.
120100001600	NPR	791060-00-1	Piston ring set	Mercedes Benz 1 Cyl.	130,00 mm
120100001700	NPR	791061-00-1	Piston ring set	Mercedes Benz 1 Cyl.	130,00 mm
120100001800	NPR	791062-00-1	Piston ring set	Mercedes Benz 1 Cyl.	128,00 mm
120100001900	NPR	791070-00-1	Piston ring set	Mercedes Benz 1 Cyl.	125,00 mm
120100002100	NPR	791083-00-1	Piston ring set	Mercedes Benz 1 Cyl.	102,00 mm
120100002300	NPR	791090-00-1	Piston ring set	Mercedes Benz 1 Cyl.	130,00 mm
120100002400	NPR	791263-00-2	Piston ring set	Mercedes Benz 2 Cyl.	106,00 mm
120100002500	NPR	791264-00-1	Piston ring set	Mercedes Benz 1 Cyl.	130,00 mm
120100002600	NPR	791270-00-1	Piston ring set	Mercedes Benz 1 Cyl.	128,00 mm
120100002600	NPR	791285-00-1	Piston ring set	Mercedes Benz 1 Cyl.	130,00 mm
120100002700	NPR	791271-00-2	Piston ring set	Mercedes Benz 2 Cyl.	102,00 mm
120110000100	NPR	791081-00-3	Piston ring set	Mercedes Benz / Smart 3 Cyl.	63,50 mm
120110000115	NPR	791081-25-3	Piston ring set	Mercedes Benz / Smart 3 Cyl.	63,75 mm
120110000121	NPR	791081-50-3	Piston ring set	Mercedes Benz / Smart 3 Cyl.	64,00 mm
120110000300	NPR	791251-00-3	Piston ring set	Mercedes Benz / Smart 3 Cyl.	66,50 mm
120110000315	NPR	791251-25-3	Piston ring set	Mercedes Benz / Smart 3 Cyl.	66,75 mm
120110000321	NPR	791251-50-3	Piston ring set	Mercedes Benz / Smart 3 Cyl.	67,00 mm
120110000400	NPR	791252-00-3	Piston ring set	Mercedes Benz / Smart 3 Cyl.	66,50 mm
120110000500	NPR	791266-00-1	Piston ring set	Mercedes Benz / Smart / Mitsubishi 1 Cyl.	75,00 mm
120110000600	NPR	791273-00-3	Piston ring set	Mercedes Benz / Smart 3 Cyl.	72,00 mm
120110000621	NPR	791273-50-3	Piston ring set	Mercedes Benz / Smart 3 Cyl.	72,50 mm
120110000700	NPR	791281-00-3	Piston ring set	Mercedes Benz / Smart 3 Cyl.	63,50 mm
120110000715	NPR	791281-25-3	Piston ring set	Mercedes Benz / Smart 3 Cyl.	63,75 mm
120110000721	NPR	791281-50-3	Piston ring set	Mercedes Benz / Smart 3 Cyl.	64,00 mm
120110000800	NPR	791282-00-3	Piston ring set	Mercedes Benz / Smart 3 Cyl.	66,50 mm
120110000815	NPR	791282-25-3	Piston ring set	Mercedes Benz / Smart 3 Cyl.	66,75 mm
120110000821	NPR	791282-50-3	Piston ring set	Mercedes Benz / Smart 3 Cyl.	67,00 mm
120110000900	NPR	791267-00-3	Piston ring set	Mercedes Benz / Smart 3 Cyl.	66,50 mm
120110000915	NPR	791267-25-3	Piston ring set	Mercedes Benz / Smart 3 Cyl.	66,75 mm
120110000921	NPR	791267-50-3	Piston ring set	Mercedes Benz / Smart 3 Cyl.	67,00 mm
120120000200	NPR	791202-00-2	Piston ring set	Caterpillar 2 Cyl.	120,65 mm
120121000100	NPR	792012-00-1	Piston ring set	Fiat / New Holland 1 Cyl.	100,00 mm
120121000300	NPR	792018-00-2	Piston ring set	Fiat / Iveco 2 Cyl.	104,00 mm
120121000329	NPR	792018-10-2	Piston ring set	Fiat / Iveco 2 Cyl.	105,00 mm
120121000400	NPR	792020-00-1	Piston ring set	Fiat 1 Cyl.	104,00 mm
120121000420	NPR	792020-40-1	Piston ring set	Fiat 1 Cyl.	104,40 mm
120121000429	NPR	792020-10-1	Piston ring set	Fiat 1 Cyl.	105,00 mm
120121000800	NPR	792028-00-2	Piston ring set	Fiat 2 Cyl.	120,00 mm
120121001000	NPR	792031-00-1	Piston ring set	Fiat 1 Cyl.	125,00 mm
120121001100	NPR	792032-00-2	Piston ring set	Fiat / Iveco 2 Cyl.	125,00 mm
120121001200	NPR	792033-00-1	Piston ring set	Fiat 1 Cyl.	137,00 mm
120121001300	NPR	792034-00-1	Piston ring set	Iveco 1 Cyl.	135,00 mm
120121001400	NPR	792037-00-1	Piston ring set	Fiat / Iveco 1 Cyl.	135,00 mm
120121001600	NPR	792040-00-1	Piston ring set	Fiat / Iveco 1 Cyl.	130,00 mm
120121001623	NPR	792040-60-1	Piston ring set	Fiat / Iveco 1 Cyl.	130,60 mm
120121001800	NPR	792042-00-2	Piston ring set	Fiat / Iveco 2 Cyl.	102,00 mm
120121002000	NPR	792044-00-1	Piston ring set	Fiat / Iveco 1 Cyl.	137,00 mm
120121002100	NPR	792046-00-1	Piston ring set	Fiat / Iveco 1 Cyl.	145,00 mm
120121002200	NPR	792047-00-1	Piston ring set	Fiat 1 Cyl.	137,00 mm
120121002400	NPR	792049-00-1	Piston ring set	Fiat 1 Cyl.	103,00 mm
120121002500	NPR	792050-00-1	Piston ring set	Fiat / Iveco 1 Cyl.	100,00 mm
120121002523	NPR	792050-60-1	Piston ring set	Fiat / Iveco 1 Cyl.	100,60 mm
120121002600	NPR	792051-00-1	Piston ring set	Fiat / UTB 1 Cyl.	95,00 mm
120121002628	NPR	792051-80-1	Piston ring set	Fiat / UTB 1 Cyl.	95,80 mm
120121002700	NPR	792067-00-1	Piston ring set	Fiat 1 Cyl.	110,00 mm
120121003000	NPR	792075-00-2	Piston ring set	Fiat / Iveco 2 Cyl.	104,00 mm
120121003100	NPR	792019-00-1	Piston ring set	Fiat 1 Cyl.	125,00 mm
120121003200	NPR	792077-00-2	Piston ring set	Fiat 2 Cyl.	100,00 mm
120126000200	NPR	794150-00-1	Piston ring set	Ruggerini 1 Cyl.	90,00 mm
120126000400	NPR	794152-00-2	Piston ring set	Ruggerini 2 Cyl.	85,00 mm
120126000500	NPR	794153-00-1	Piston ring set	Ruggerini 1 Cyl.	80,00 mm
120126000800	NPR	794156-00-1	Piston ring set	Ruggerini 1 Cyl.	100,00 mm
120126000900	NPR	794157-00-2	Piston ring set	Ruggerini 2 Cyl.	95,00 mm
120139000100	NPR	793903-00-1	Piston ring set	Scania 1 Cyl.	115,00 mm
120139000200	NPR	793904-00-1	Piston ring set	Scania 1 Cyl.	127,00 mm
120139000400	NPR	793907-00-2	Piston ring set	Scania 2 Cyl.	127,00 mm
120139000400	NPR	793907-00-1	Piston ring set	Scania 1 Cyl.	127,00 mm
120139000500	NPR	793908-00-1	Piston ring set	Scania 1 Cyl.	127,00 mm
120139000600	NPR	793909-00-2	Piston ring set	Scania 2 Cyl.	115,00 mm
120139000700	NPR	793910-00-1	Piston ring set	Scania 1 Cyl.	127,00 mm
120139000800	NPR	793911-00-1	Piston ring set	Scania 1 Cyl.	127,00 mm
120139000900	NPR	793912-00-1	Piston ring set	Scania 1 Cyl.	115,00 mm
120139001000	NPR	793913-00-1	Piston ring set	Scania 1 Cyl.	115,00 mm
120139001000	NPR	793913-00-2	Piston ring set	Scania 2 Cyl.	115,00 mm
120139001100	NPR	793914-00-1	Piston ring set	Scania 1 Cyl.	127,00 mm
120139001200	NPR	793916-00-1	Piston ring set	Scania 1 Cyl.	127,00 mm
120139001300	NPR	793923-00-1	Piston ring set	Scania 1 Cyl.	127,00 mm
120139001300	NPR	793923-00-2	Piston ring set	Scania 2 Cyl.	127,00 mm
120139001400	NPR	793925-00-1	Piston ring set	Scania 1 Cyl.	127,00 mm
120139001400	NPR	793925-00-2	Piston ring set	Scania 2 Cyl.	127,00 mm

**VERGLEICHNUMMERN  
CROSS-REFERENCE  
Miscellaneous- SM**

Cross ref.	Type	SM ref.:	Product Category	Manufacturer Type	Bore dia.
120139001500	NPR	793926-00-2	Piston ring set	Scania 2 Cyl.	115,00 mm
120139001600	NPR	793927-00-1	Piston ring set	Scania 1 Cyl.	127,00 mm
120139001700	NPR	793928-00-1	Piston ring set	Scania 1 Cyl.	130,00 mm
12015	RIKEN	797035-00-3	Piston ring set	Chery / Daihatsu 3 Cyl.	72,00 mm
120152000100	NPR	794601-00-4	Piston ring set	Seat 4 Cyl.	75,00 mm
120152000200	NPR	794602-00-4	Piston ring set	Seat 4 Cyl.	83,00 mm
120152000300	NPR	794603-00-4	Piston ring set	Seat 4 Cyl.	83,00 mm
120153000200	NPR	794207-00-4	Piston ring set	Skoda 4 Cyl.	75,50 mm
120153000400	NPR	794209-00-4	Piston ring set	Skoda 4 Cyl.	72,00 mm
120300000100	NPR	790416-00-1	Piston ring set	RVI 1 Cyl.	100,00 mm
120300000200	NPR	791001-00-1	Piston ring set	Mercedes Benz 1 Cyl.	77,00 mm
120300000300	NPR	791042-00-1	Piston ring set	Mercedes Benz 1 Cyl.	90,00 mm
120300000321	NPR	791042-50-1	Piston ring set	Air Compressor 1 Cyl.	90,50 mm
120300000329	NPR	791042-10-1	Piston ring set	Air Compressor 1 Cyl.	91,00 mm
120300000400	NPR	791043-00-1	Piston ring set	Mercedes Benz 1 Cyl.	94,00 mm
120300000429	NPR	791043-10-1	Piston ring set	Air Compressor 1 Cyl.	95,00 mm
120300000500	NPR	795401-00-1	Piston ring set	Westinghouse 1 Cyl.	75,00 mm
120300000700	NPR	795403-00-1	Piston ring set	Westinghouse 1 Cyl.	90,00 mm
120300000721	NPR	795403-50-1	Piston ring set	Westinghouse 1 Cyl.	90,50 mm
120300000729	NPR	795403-10-1	Piston ring set	Westinghouse 1 Cyl.	91,00 mm
120300000800	NPR	795404-00-1	Piston ring set	Westinghouse 1 Cyl.	75,00 mm
120300000900	NPR	795405-00-1	Piston ring set	Westinghouse 1 Cyl.	75,00 mm
120300001000	NPR	795406-00-1	Piston ring set	Westinghouse 1 Cyl.	60,00 mm
120300001100	NPR	795407-00-1	Piston ring set	Westinghouse 1 Cyl.	60,00 mm
120300001200	NPR	795408-00-2	Piston ring set	Westinghouse 2 Cyl.	63,50 mm
120300001300	NPR	795409-00-2	Piston ring set	Westinghouse 2 Cyl.	63,50 mm
120300001500	NPR	795411-00-1	Piston ring set	Fiat / Marelli 1 Cyl. Air-Komp	70,00 mm
120300001700	NPR	795413-00-1	Piston ring set	Bosch / Scania 1 Cyl.	75,00 mm
120300001721	NPR	795413-50-1	Piston ring set	Bosch / Scania 1 Cyl.	75,50 mm
120300001800	NPR	795414-00-2	Piston ring set	Westinghouse 2 Cyl.	75,00 mm
120300001815	NPR	795414-25-2	Piston ring set	Westinghouse 2 Cyl.	75,25 mm
120300001821	NPR	795414-50-2	Piston ring set	Westinghouse 2 Cyl.	75,50 mm
120300002100	NPR	795417-00-1	Piston ring set	Marelli 1 Cyl.	80,00 mm
120300002121	NPR	795417-50-1	Piston ring set	Marelli 1 Cyl.	80,50 mm
120300002200	NPR	795418-00-2	Piston ring set	Westinghouse 2 Cyl.	85,00 mm
120300002221	NPR	795418-50-2	Piston ring set	Westinghouse 2 Cyl.	85,50 mm
120300002300	NPR	795419-00-1	Piston ring set	Knorr 1 Cyl.	88,00 mm
120300002400	NPR	795420-00-1	Piston ring set	Knorr 1 Cyl.	88,00 mm
120300002500	NPR	795421-00-1	Piston ring set	KHD 1 Cyl.	90,00 mm
120300002900	NPR	795426-00-1	Piston ring set	Air Compressor 1 Cyl.	85,00 mm
120300003100	NPR	795428-00-1	Piston ring set	Air Compressor 1 Cyl.	100,00 mm
120300003200	NPR	795429-00-1	Piston ring set	Air Compressor 1 Cyl.	100,00 mm
120300003300	NPR	795430-00-1	Piston ring set	Kompressor 1 Cyl.	78,00 mm
120300003321	NPR	795430-50-1	Piston ring set	Kompressor 1 Cyl.	78,50 mm
120300003400	NPR	795431-00-1	Piston ring set	Iveco / Knorr 1 Cyl.	82,00 mm
120300003421	NPR	795431-50-1-S	Piston ring set	Kompressor Iveco / Knorr 1 Cyl.	82,50 mm
120300003500	NPR	795432-00-1	Piston ring set	Kompressor Marelli	65,00 mm
120300003600	NPR	795433-00-1	Piston ring set	Air Compressor 1 Cyl.	86,00 mm
120300003621	NPR	795433-50-1	Piston ring set	Air Compressor 1 Cyl.	86,50 mm
120300003900	NPR	795436-00-1	Piston ring set	Air Compressor 1 Cyl.	82,00 mm
120300003921	NPR	795436-50-1	Piston ring set	Air Compressor 1 Cyl.	82,50 mm
120300004300	NPR	795819-00-1	Piston ring set	Zetor Compressor 1 Cyl.	65,00 mm
120300004400	NPR	795820-00-1	Piston ring set	Zetor Compressor 1 Cyl.	65,00 mm
120301000100	NPR	790015-00-1	Piston ring set	FAP - Famos 1 Cyl.	125,00 mm
120309000200	NPR	791401-00-3	Piston ring set	Chevrolet / Daewoo 3 Cyl.	68,50 mm
120309000215	NPR	791401-25-3	Piston ring set	Chevrolet / Daewoo 3 Cyl.	68,75 mm
120309000221	NPR	791401-50-3	Piston ring set	Chevrolet / Daewoo 3 Cyl.	69,00 mm
120309000300	NPR	791402-00-3	Piston ring set	Daewoo / Chevrolet / Renault 3 Cyl.	68,50 mm
120309000300	NPR	791402-00-4	Piston ring set	Daewoo / Chevrolet / Renault 4 Cyl.	68,50 mm
120309000315	NPR	791402-25-4	Piston ring set	Daewoo / Chevrolet / Renault 4 Cyl.	68,75 mm
120309000321	NPR	791402-50-4	Piston ring set	Daewoo / Chevrolet / Renault 4 Cyl.	69,00 mm
120309000400	NPR	791403-00-4	Piston ring set	Chevrolet / Daewoo 4 Cyl.	77,90 mm
120341000100	NPR	793127-00-2	Piston ring set	MAN / RABA / RVI 2 Cyl.	121,00 mm
120345000100	NPR	793450-00-1	Piston ring set	John Deere 1 Cyl.	98,00 mm
120345000200	NPR	793451-00-1	Piston ring set	John Deere 1 Cyl.	106,50 mm
120430000100	NPR	794301-00-1	Piston ring set	Lister 1 Cyl.	87,31 mm
120430000121	NPR	794301-50-1	Piston ring set	Lister 1 Cyl.	87,82 mm
120430000129	NPR	794301-10-1	Piston ring set	Lister 1 Cyl.	88,33 mm
120445000100	NPR	794450-00-1	Piston ring set	Lamborghini 1 Cyl.	95,00 mm
120445000200	NPR	794503-00-1	Piston ring set	Lamborghini / Same 1 Cyl.	105,00 mm
120525000100	NPR	795252-00-1	Piston ring set	Pegaso 1 Cyl.	120,00 mm
120525000300	NPR	795259-00-1	Piston ring set	Pegaso 1 Cyl.	130,00 mm
120562000100	NPR	795620-00-1	Piston ring set	Ursus 1 Cyl.	110,00 mm
120562000200	NPR	795621-00-2	Piston ring set	Ursus 2 Cyl.	110,00 mm
120565000100	NPR	795650-00-4	Piston ring set	GA3-Wolga 4 Cyl.	92,00 mm
120691	DPH	923130-1	Cylinder liner seal set	MAN	128,00 mm
120706000300	NPR	790609-00-6	Piston ring set	BLMC / Rover 6 Cyl.	81,00 mm
120706000500	NPR	790614-00-2	Piston ring set	BLMC 2 Cyl.	98,00 mm
120815000100	NPR	795656-00-4	Piston ring set	GA3-Wolga 4 Cyl.	95,50 mm
120815000121	NPR	795656-50-4	Piston ring set	GA3-Wolga 4 Cyl.	96,00 mm

VERGLEICHNUMMERN  
CROSS-REFERENCE  
Miscellaneous- SM

Cross ref.	Type	SM ref.:	Product Category	Manufacturer Type	Bore dia.
120815000129	NPR	795656-10-4	Piston ring set	GA3-Wolga 4 Cyl.	96,50 mm
121053000100	NPR	795350-00-4	Piston ring set	Kia 4 Cyl.	92,00 mm
121053000200	NPR	795353-00-4	Piston ring set	Kia 4 Cyl.	68,00 mm
121053000300	NPR	795355-00-4	Piston ring set	Kia 4 Cyl.	75,50 mm
121053000400	NPR	795356-00-6	Piston ring set	Kia 6 Zyl.	80,00 mm
121053000500	NPR	795358-00-4	Piston ring set	Kia 4 Cyl.	92,00 mm
121053000700	NPR	795360-00-4	Piston ring set	Kia 4 Cyl.	94,50 mm
121053000900	NPR	795363-00-4	Piston ring set	Kia 4 Cyl.	98,00 mm
121053001000	NPR	795365-00-4	Piston ring set	Kia 4 Cyl.	100,00 mm
121053001100	NPR	795370-00-4	Piston ring set	Hyundai / Kia 4 Cyl.	67,00 mm
121053001121	NPR	795370-50-4	Piston ring set	Hyundai / Kia 4 Cyl.	67,50 mm
121053001300	NPR	795368-00-4	Piston ring set	Kia 4 Cyl.	81,00 mm
121053001400	NPR	795369-00-4	Piston ring set	Kia 4 Cyl.	78,00 mm
121053001700	NPR	795351-00-4	Piston ring set	Kia 4 Cyl.	93,00 mm
121070000500	NPR	797016-00-3	Piston ring set	Daihatsu 3 Cyl.	76,00 mm
121070000800	NPR	797025-00-3	Piston ring set	Daihatsu 3 Cyl.	76,00 mm
121070000900	NPR	797026-00-4	Piston ring set	Daihatsu 4 Cyl.	76,00 mm
121070001000	NPR	797026-00-4	Piston ring set	Daihatsu 4 Cyl.	76,00 mm
121070001200	NPR	797029-00-3	Piston ring set	Daihatsu 3 Cyl.	66,60 mm
121070001600	NPR	797034-00-3	Piston ring set	Daihatsu 3 Cyl.	72,00 mm
121070001621	NPR	797034-50-3	Piston ring set	Daihatsu 3 Cyl.	72,50 mm
121070001700	NPR	797035-00-3	Piston ring set	Chery / Daihatsu 3 Cyl.	72,00 mm
121070001721	NPR	797035-50-3	Piston ring set	Chery / Daihatsu 3 Cyl.	72,50 mm
121070002000	NPR	797038-00-4	Piston ring set	Daihatsu 4 Cyl.	72,00 mm
121076000100	NPR	795011-00-4	Piston ring set	Audi /Honda /Hyundai /Kia /Seat /Skoda /VW 4 Cyl.	71,00 mm
121076000400	NPR	797668-00-4	Piston ring set	Honda 4 Cyl.	81,00 mm
121076000600	NPR	797605-00-4	Piston ring set	Honda 4 Cyl.	87,00 mm
121076001000	NPR	797611-00-4	Piston ring set	Honda / Rover 4 Cyl.	72,00 mm
121076001021	NPR	797611-50-4	Piston ring set	Honda 4 Cyl.	72,50 mm
121076001200	NPR	797611-00-4	Piston ring set	Honda / Rover 4 Cyl.	72,00 mm
121076001221	NPR	797611-50-4	Piston ring set	Honda 4 Cyl.	72,50 mm
121076001300	NPR	797612-00-4	Piston ring set	Honda 4 Cyl.	74,00 mm
121076001600	NPR	797615-00-4	Piston ring set	Honda 4 Cyl.	74,00 mm
121076001721	NPR	797616-50-4	Piston ring set	Honda 4 Cyl.	77,50 mm
121076001800	NPR	797617-00-4	Piston ring set	Honda 4 Cyl.	80,00 mm
121076002500	NPR	797624-00-4	Piston ring set	Honda 4 Cyl.	81,00 mm
121076002521	NPR	797624-50-4	Piston ring set	Honda 4 Cyl.	81,50 mm
121076002700	NPR	797626-00-4	Piston ring set	Honda 4 Cyl.	75,00 mm
121076002900	NPR	797628-00-4	Piston ring set	Honda 4 Cyl.	72,00 mm
121076002921	NPR	797628-50-4	Piston ring set	Honda 4 Cyl.	72,50 mm
121076003200	NPR	797631-00-4	Piston ring set	Honda 4 Cyl.	72,00 mm
121076003221	NPR	797631-50-4	Piston ring set	Honda 4 Cyl.	72,50 mm
121076003400	NPR	797615-00-4	Piston ring set	Honda 4 Cyl.	74,00 mm
121076003600	NPR	797635-00-4	Piston ring set	Honda 4 Cyl.	75,00 mm
121076003700	NPR	797636-00-4	Piston ring set	Honda 4 Cyl.	75,00 mm
121076003800	NPR	797637-00-4	Piston ring set	Honda 4 Cyl.	75,00 mm
121076003900	NPR	797638-00-4	Piston ring set	Honda 4 Cyl.	75,00 mm
121076004000	NPR	797639-00-4	Piston ring set	Honda 4 Cyl.	75,00 mm
121076004100	NPR	797640-00-4	Piston ring set	Honda 4 Cyl.	75,00 mm
121076004300	NPR	797624-00-4	Piston ring set	Honda 4 Cyl.	81,00 mm
121076004321	NPR	797624-50-4	Piston ring set	Honda 4 Cyl.	81,50 mm
121076004600	NPR	797647-00-6	Piston ring set	Honda 6 Cyl.	84,00 mm
121076005800	NPR	797660-00-4	Piston ring set	Honda 4 Cyl.	73,00 mm
121079001400	NPR	797926-00-4	Piston ring set	Isuzu 4 Cyl.	80,00 mm
121079001500	NPR	797929-00-4	Piston ring set	Isuzu 4 Cyl.	89,00 mm
121079001900	NPR	797936-00-4	Piston ring set	Isuzu 4 Cyl.	84,00 mm
121079003900	NPR	798026-00-4	Piston ring set	Isuzu 4 Cyl.	88,00 mm
121079004100	NPR	792172-00-4	Piston ring set	Ford / Isuzu / Mazda / Volvo 4 Cyl.	87,50 mm
121079004115	NPR	792172-25-4	Piston ring set	Ford / Isuzu / Mazda / Volvo 4 Cyl.	87,75 mm
121079004200	NPR	798030-00-4	Piston ring set	Isuzu 4 Cyl.	93,00 mm
121079004400	NPR	798045-00-2	Piston ring set	Isuzu 2 Cyl.	102,00 mm
121079005800	NPR	798080-00-4	Piston ring set	Isuzu 4 Cyl.	95,40 mm
121079006000	NPR	798082-00-2	Piston ring set	Isuzu 2 Cyl.	110,00 mm
121079006300	NPR	798087-00-4	Piston ring set	Isuzu 4 Cyl.	76,00 mm
121079006500	NPR	798092-00-4	Piston ring set	Isuzu 4 Cyl.	86,00 mm
121079007200	NPR	798103-00-4	Piston ring set	Isuzu 4 Cyl.	95,40 mm
121079007400	NPR	798110-00-2	Piston ring set	Isuzu 2 Cyl.	100,00 mm
121079008600	NPR	798154-00-4	Piston ring set	Isuzu 4 Cyl.	93,00 mm
121079008800	NPR	798157-00-2	Piston ring set	Isuzu 2 Cyl.	87,50 mm
121079008900	NPR	798158-00-4	Piston ring set	Isuzu / JMC 4 Cyl.	93,00 mm
121082000100	NPR	798200-00-2	Piston ring set	Komatsu 2 Cyl.	102,00 mm
121082000300	NPR	798224-00-2	Piston ring set	Komatsu 2 Cyl.	105,00 mm
121082000400	NPR	798204-00-4	Piston ring set	Komatsu 4 Cyl.	105,00 mm
121082000900	NPR	798209-00-2	Piston ring set	Komatsu 2 Cyl.	95,00 mm
121082001400	NPR	798214-00-4	Piston ring set	Komatsu 4 Cyl.	94,00 mm
121082001700	NPR	798218-00-2	Piston ring set	Komatsu 2 Cyl.	95,00 mm
121082001900	NPR	798220-00-2	Piston ring set	Komatsu 2 Cyl.	95,00 mm
121082002000	NPR	798220-00-2	Piston ring set	Komatsu 2 Cyl.	95,00 mm
121082002100	NPR	798222-00-2	Piston ring set	Komatsu 2 Cyl.	105,00 mm
121082002200	NPR	798225-00-2	Piston ring set	Komatsu 2 Cyl.	108,00 mm

VERGLEICHNUMMERN  
CROSS-REFERENCE  
Miscellaneous- SM

Cross ref.	Type	SM ref.:	Product Category	Manufacturer Type	Bore dia.
121082002300	NPR	798226-00-2	Piston ring set	Komatsu 2 Cyl.	110,00 mm
121082002400	NPR	798227-00-1	Piston ring set	Komatsu 1 Cyl.	125,00 mm
121082002500	NPR	798228-00-1	Piston ring set	Komatsu 1 Cyl.	140,00 mm
121082002600	NPR	798229-00-4	Piston ring set	Komatsu 4 Cyl.	95,00 mm
121085000800	NPR	798507-00-4	Piston ring set	Mazda 4 Cyl.	70,00 mm
121085001000	NPR	798509-00-4	Piston ring set	Mazda 4 Cyl.	70,00 mm
121085001300	NPR	798512-00-4	Piston ring set	Mazda 4 Cyl.	73,00 mm
121085001400	NPR	798513-00-4	Piston ring set	Kia / Mazda 4 Cyl.	71,00 mm
121085001421	NPR	798513-50-4	Piston ring set	Kia / Mazda 4 Cyl.	71,50 mm
121085001700	NPR	798516-00-4	Piston ring set	Mazda 4 Cyl.	77,00 mm
121085001800	NPR	798517-00-4	Piston ring set	Mazda 4 Cyl.	77,00 mm
121085001900	NPR	798518-00-4	Piston ring set	Ford / Mazda 4 Cyl.	77,00 mm
121085002000	NPR	798520-00-4	Piston ring set	Ford / Kia / Mazda 4 Cyl.	78,00 mm
121085002100	NPR	798522-00-4	Piston ring set	Ford / Mazda 4 Cyl.	78,00 mm
121085002200	NPR	798523-00-4	Piston ring set	Mazda 4 Cyl.	78,00 mm
121085002215	NPR	798523-25-4	Piston ring set	Mazda 4 Cyl.	78,25 mm
121085002221	NPR	798523-50-4	Piston ring set	Mazda 4 Cyl.	78,50 mm
121085002226	NPR	798523-75-4	Piston ring set	Mazda 4 Cyl.	78,75 mm
121085002400	NPR	798525-00-4	Piston ring set	Ford / Mazda 4 Cyl.	80,00 mm
121085002500	NPR	798526-00-4	Piston ring set	Mazda 4 Cyl.	80,00 mm
121085002521	NPR	798526-50-4	Piston ring set	Mazda 4 Cyl.	80,50 mm
121085002600	NPR	798527-00-4	Piston ring set	Mazda 4 Cyl.	81,00 mm
121085002621	NPR	798527-50-4	Piston ring set	Mazda 4 Cyl.	81,50 mm
121085002800	NPR	798529-00-4	Piston ring set	Mazda 4 Cyl.	86,00 mm
121085002821	NPR	798529-50-4	Piston ring set	Mazda 4 Cyl.	86,50 mm
121085002900	NPR	798532-00-4	Piston ring set	Kia / Mazda 4 Cyl.	78,00 mm
121085003000	NPR	798533-00-4	Piston ring set	Mazda 4 Cyl.	78,00 mm
1210850032	NPR	798536-00-4	Piston ring set	Mazda 4 Cyl.	83,00 mm
121085003400	NPR	798538-00-4	Piston ring set	Mazda 4 Cyl.	83,00 mm
121085003600	NPR	798541-00-6	Piston ring set	Mazda 6 Cyl.	75,00 mm
121085003700	NPR	798542-00-4	Piston ring set	Mazda 4 Cyl.	78,00 mm
121085004100	NPR	798548-00-4	Piston ring set	Mazda 4 Cyl.	96,00 mm
121085004200	NPR	798549-00-4	Piston ring set	Mazda 4 Cyl.	80,00 mm
121085004221	NPR	798549-50-4	Piston ring set	Mazda 4 Cyl.	80,50 mm
121085004500	NPR	792172-00-4	Piston ring set	Ford / Isuzu / Mazda / Volvo 4 Cyl.	87,50 mm
121085004515	NPR	792172-25-4	Piston ring set	Ford / Isuzu / Mazda / Volvo 4 Cyl.	87,75 mm
121085004600	NPR	798600-00-4	Piston ring set	Ford / Kia 4 Cyl.	86,00 mm
121085005800	NPR	798652-00-4	Piston ring set	Mazda 4 Cyl.	93,00 mm
121085005821	NPR	798652-50-4	Piston ring set	Mazda 4 Cyl.	93,50 mm
121085005900	NPR	798654-00-4	Piston ring set	Mazda 4 Cyl.	86,00 mm
121085006100	NPR	798656-00-4	Piston ring set	Kia / Mazda 4 Cyl.	86,00 mm
121085006200	NPR	798657-00-4	Piston ring set	Mazda 4 Cyl.	86,00 mm
121085006400	NPR	798661-00-4	Piston ring set	Mazda 4 Cyl.	95,00 mm
121085006421	NPR	798661-50-4	Piston ring set	Mazda 4 Cyl.	95,50 mm
121087000100	NPR	795370-00-4	Piston ring set	Hyundai / Kia 4 Cyl.	67,00 mm
121087000121	NPR	795370-50-4	Piston ring set	Hyundai / Kia 4 Cyl.	67,50 mm
121087000200	NPR	798770-00-4	Piston ring set	Hyundai / Mitsubishi 4 Cyl.	86,50 mm
121087000300	NPR	792493-00-4	Piston ring set	Hyundai / Kia 4 Cyl.	71,00 mm
121087000321	NPR	792493-50-4	Piston ring set	Hyundai / Kia 4 Cyl.	71,50 mm
121087000400	NPR	792406-00-4	Piston ring set	Hyundai / Kia 4 Cyl.	81,00 mm
121087000600	NPR	792409-00-4	Piston ring set	Hyundai / Kia 4 Cyl.	77,00 mm
121087000700	NPR	792470-00-4	Piston ring set	Hyundai 4 Cyl.	77,00 mm
121087000800	NPR	792450-00-4	Piston ring set	Hyundai 4 Cyl.	67,00 mm
121087000900	NPR	792451-00-4	Piston ring set	Hyundai 4 Cyl.	91,10 mm
121087000921	NPR	792451-50-4	Piston ring set	Hyundai 4 Cyl.	91,60 mm
121087001000	NPR	792452-00-4	Piston ring set	Hyundai 4 Cyl.	71,50 mm
121087001021	NPR	792452-50-4	Piston ring set	Hyundai 4 Cyl.	72,00 mm
121087001100	NPR	797202-00-4	Piston ring set	Hyundai 4 Cyl.	66,00 mm
121087001115	NPR	797202-25-4	Piston ring set	Hyundai 4 Cyl.	66,25 mm
121087001121	NPR	797202-50-4	Piston ring set	Hyundai 4 Cyl.	66,50 mm
121087001200	NPR	792454-00-4	Piston ring set	Hyundai / Mitsubishi 4 Cyl.	91,10 mm
121087001221	NPR	792454-50-4	Piston ring set	Hyundai / Mitsubishi 4 Cyl.	91,60 mm
121087001300	NPR	792455-00-4	Piston ring set	Hyundai 4 Cyl.	67,00 mm
121087001400	NPR	797212-00-4	Piston ring set	Hyundai 4 Cyl.	100,00 mm
121087001500	NPR	797215-00-4	Piston ring set	Hyundai 4 Cyl.	104,00 mm
121087001600	NPR	792458-00-4	Piston ring set	Hyundai 4 Cyl.	82,00 mm
121087001700	NPR	792459-00-4	Piston ring set	Hyundai 4 Cyl.	77,40 mm
121087001800	NPR	792460-00-4	Piston ring set	Hyundai 4 Cyl.	76,50 mm
121087001821	NPR	792460-50-4	Piston ring set	Hyundai 4 Cyl.	77,00 mm
121087001900	NPR	792461-00-4	Piston ring set	Hyundai / Mitsubishi 4 Cyl.	71,00 mm
121087002000	NPR	792462-00-4	Piston ring set	Daewoo / Hyundai 4 Cyl.	75,50 mm
121087002021	NPR	792462-50-4	Piston ring set	Daewoo / Hyundai 4 Cyl.	76,00 mm
121087002200	NPR	792464-00-4	Piston ring set	Hyundai 4 Cyl.	75,50 mm
121087002221	NPR	792464-50-4	Piston ring set	Hyundai 4 Cyl.	76,00 mm
121087002300	NPR	792465-00-4	Piston ring set	Hyundai 4 Cyl.	81,50 mm
121087002400	NPR	792466-00-4	Piston ring set	Hyundai 4 Cyl.	82,30 mm
121087002600	NPR	792468-00-4	Piston ring set	Hyundai 4 Cyl.	85,00 mm
121087002700	NPR	792469-00-4	Piston ring set	Hyundai 4 Cyl.	85,00 mm
121087002800	NPR	798735-00-4	Piston ring set	Hyundai / Mitsubishi 4 Cyl.	86,50 mm
121087002900	NPR	792471-00-4	Piston ring set	Hyundai 4 Cyl.	86,50 mm

VERGLEICHSNUMMERN  
CROSS-REFERENCE  
Miscellaneous- SM

Cross ref.	Type	SM ref.:	Product Category	Manufacturer Type	Bore dia.
121087003000	NPR	792472-00-4	Piston ring set	Hyundai 4 Cyl.	91,10 mm
121087003500	NPR	792477-00-4	Piston ring set	Hyundai 4 Cyl.	76,50 mm
121087003521	NPR	792477-50-4	Piston ring set	Hyundai 4 Cyl.	77,00 mm
121087003600	NPR	792478-00-4	Piston ring set	Hyundai 4 Cyl.	75,50 mm
121087003621	NPR	792478-50-4	Piston ring set	Hyundai 4 Cyl.	76,00 mm
121087003700	NPR	792479-00-4	Piston ring set	Hyundai 4 Cyl.	71,50 mm
121087003900	NPR	792481-00-4	Piston ring set	Hyundai / Kia 4 Cyl.	91,00 mm
121087003908	NPR	792481-01-4	Piston ring set	Hyundai / Kia 4 Cyl.	91,10 mm
121087004000	NPR	798710-00-4	Piston ring set	Citroen /Hyundai /Mitsubishi /Peugeot 4 Cyl.	88,00 mm
121087004300	NPR	792494-00-1	Piston ring set	Hyundai 1 Cyl.	135,00 mm
121087004500	NPR	792488-00-4	Piston ring set	Hyundai 4 Cyl.	77,00 mm
121087004800	NPR	792463-00-4	Piston ring set	Hyundai / Kia 4 Cyl.	84,00 mm
121087005000	NPR	792492-00-4	Piston ring set	Hyundai / Kia 4 Cyl.	77,20 mm
121087005100	NPR	792413-00-4	Piston ring set	Hyundai 4 Cyl.	87,00 mm
121087005121	NPR	792413-50-4	Piston ring set	Hyundai 4 Cyl.	87,50 mm
121087005200	NPR	792498-00-4	Piston ring set	Hyundai 4 Cyl.	85,40 mm
121087005400	NPR	798751-00-4	Piston ring set	Hyundai 4 Cyl.	75,50 mm
121087005421	NPR	798751-50-4	Piston ring set	Hyundai 4 Cyl.	76,00 mm
121088000100	NPR	798700-00-4	Piston ring set	Mitsubishi 4 Cyl.	91,10 mm
121088000600	NPR	798705-00-2	Piston ring set	Mitsubishi 2 Cyl.	70,00 mm
121088000800	NPR	798707-00-4	Piston ring set	Citroen / Mitsubishi 4 Cyl.	75,00 mm
121088000900	NPR	792461-00-4	Piston ring set	Hyundai / Mitsubishi 4 Cyl.	71,00 mm
121088001000	NPR	798711-00-4	Piston ring set	Hyundai / Mitsubishi 4 Cyl.	73,00 mm
121088001100	NPR	798712-00-4	Piston ring set	Mitsubishi 4 Cyl.	73,00 mm
121088001400	NPR	798716-00-4	Piston ring set	Mitsubishi / Proton 4 Cyl.	75,50 mm
121088001421	NPR	798716-50-4	Piston ring set	Mitsubishi 4 Cyl.	76,00 mm
121088001500	NPR	798717-00-2	Piston ring set	Mitsubishi 2 Cyl.	76,00 mm
121088002600	NPR	798735-00-4	Piston ring set	Hyundai / Mitsubishi 4 Cyl.	86,50 mm
121088002900	NPR	798739-00-4	Piston ring set	Mitsubishi 4 Cyl.	71,00 mm
121088003000	NPR	798740-00-4	Piston ring set	Mitsubishi 4 Cyl.	75,50 mm
121088003021	NPR	798740-50-4	Piston ring set	Mitsubishi 4 Cyl.	76,00 mm
121088003200	NPR	798742-00-4	Piston ring set	Mitsubishi 4 Cyl.	81,00 mm
121088003221	NPR	798742-50-4	Piston ring set	Mitsubishi 4 Cyl.	81,50 mm
121088003300	NPR	798743-00-4	Piston ring set	Mitsubishi 4 Cyl.	81,50 mm
121088003400	NPR	798744-00-4	Piston ring set	Mitsubishi 4 Cyl.	82,30 mm
121088003500	NPR	798745-00-4	Piston ring set	Mitsubishi 4 Cyl.	85,00 mm
121088003600	NPR	798745-00-4	Piston ring set	Mitsubishi 4 Cyl.	85,00 mm
121088003700	NPR	798747-00-4	Piston ring set	Mitsubishi 4 Cyl.	86,50 mm
121088004000	NPR	798752-00-4	Piston ring set	Mitsubishi 4 Cyl.	85,00 mm
121088004300	NPR	798758-00-4	Piston ring set	Mitsubishi 4 Cyl.	71,00 mm
121088004800	NPR	798766-00-4	Piston ring set	Mitsubishi 4 Cyl.	76,00 mm
121088004900	NPR	798768-00-4	Piston ring set	Mitsubishi 4 Cyl.	81,00 mm
121088005100	NPR	798770-00-4	Piston ring set	Hyundai / Mitsubishi 4 Cyl.	86,50 mm
121088005500	NPR	798777-00-4	Piston ring set	Mitsubishi 4 Cyl.	71,00 mm
121088006700	NPR	798806-00-4	Piston ring set	Mitsubishi 4 Cyl.	91,10 mm
121088006800	NPR	792454-00-4	Piston ring set	Hyundai / Mitsubishi 4 Cyl.	91,10 mm
121088006821	NPR	792454-50-4	Piston ring set	Hyundai / Mitsubishi 4 Cyl.	91,60 mm
121088007100	NPR	798810-00-2	Piston ring set	Mitsubishi 2 Cyl.	95,00 mm
121088007600	NPR	798820-00-1	Piston ring set	Mitsubishi 1 Cyl.	110,00 mm
121088007700	NPR	798830-00-1	Piston ring set	Mitsubishi 1 Cyl.	135,00 mm
121088008100	NPR	798867-00-4	Piston ring set	Mitsubishi 4 Cyl.	104,00 mm
121088008300	NPR	798877-00-1	Piston ring set	Mitsubishi 1 Cyl.	118,00 mm
121088008600	NPR	798853-00-1	Piston ring set	Mitsubishi 1 Cyl.	135,00 mm
121088008700	NPR	798855-00-4	Piston ring set	Mitsubishi 4 Cyl.	95,00 mm
121088009000	NPR	798858-00-4	Piston ring set	Mitsubishi 4 Cyl.	82,70 mm
121088009500	NPR	798820-00-1	Piston ring set	Mitsubishi 1 Cyl.	110,00 mm
121088009600	NPR	798873-00-2	Piston ring set	Mitsubishi 2 Cyl.	110,00 mm
121088010400	NPR	798710-00-4	Piston ring set	Citroen /Hyundai /Mitsubishi /Peugeot 4 Cyl.	88,00 mm
121089000200	NPR	798956-00-6	Piston ring set	Nissan 6 Cyl.	96,00 mm
121089000300	NPR	798957-00-4	Piston ring set	Nissan 4 Cyl.	99,20 mm
121089000321	NPR	798957-50-4	Piston ring set	Nissan 4 Cyl.	99,70 mm
121089000500	NPR	798959-00-2	Piston ring set	Nissan 2 Cyl.	96,00 mm
121089000600	NPR	798960-00-4	Piston ring set	Nissan 4 Cyl.	96,00 mm
121089001000	NPR	799005-00-4	Piston ring set	Nissan 4 Cyl.	71,00 mm
121089001200	NPR	799006-00-4	Piston ring set	Nissan 4 Cyl.	73,00 mm
121089001300	NPR	799008-00-4	Piston ring set	Nissan 4 Cyl.	76,00 mm
121089001500	NPR	799011-00-4	Piston ring set	Nissan 4 Cyl.	76,00 mm
121089001600	NPR	799012-00-4	Piston ring set	Nissan 4 Cyl.	76,00 mm
121089001700	NPR	799015-00-4	Piston ring set	Mitsubishi / Nissan 4 Cyl.	78,00 mm
121089002200	NPR	799020-00-4	Piston ring set	Nissan 4 Cyl.	84,00 mm
121089002500	NPR	799024-00-4	Piston ring set	Nissan 4 Cyl.	83,00 mm
121089002600	NPR	799020-00-4	Piston ring set	Nissan 4 Cyl.	84,00 mm
121089003300	NPR	799035-00-4	Piston ring set	Nissan / Mitsubishi 4 Cyl.	66,00 mm
121089003321	NPR	799035-50-4	Piston ring set	Mitsubishi 4 Cyl.	66,50 mm
121089003500	NPR	799037-00-6	Piston ring set	Nissan 6 Cyl.	86,00 mm
121089004500	NPR	799056-00-4	Piston ring set	Nissan 4 Cyl.	86,00 mm
121089004521	NPR	799056-50-4	Piston ring set	Nissan 4 Cyl.	86,50 mm
121089004700	NPR	799058-00-4	Piston ring set	Nissan 4 Cyl.	76,00 mm
121089005400	NPR	799067-00-4	Piston ring set	Nissan 4 Cyl.	71,00 mm
121089005500	NPR	799068-00-4	Piston ring set	Nissan 4 Cyl.	71,00 mm

VERGLEICHNUMMERN  
CROSS-REFERENCE  
Miscellaneous- SM

Cross ref.	Type	SM ref.:	Product Category	Manufacturer Type	Bore dia.
121089005700	NPR	799070-00-4	Piston ring set	Nissan 4 Cyl.	72,00 mm
121089005721	NPR	799070-50-4	Piston ring set	Nissan 4 Cyl.	72,50 mm
121089005900	NPR	799075-00-4	Piston ring set	Nissan 4 Cyl.	76,00 mm
121089006100	NPR	799078-00-6	Piston ring set	Nissan 6 Cyl.	76,00 mm
121089006121	NPR	799078-50-6	Piston ring set	Nissan 6 Cyl.	76,50 mm
121089006500	NPR	799083-00-4	Piston ring set	Nissan 4 Cyl.	80,00 mm
121089008700	NPR	799118-00-4	Piston ring set	Nissan 4 Cyl.	96,00 mm
121089009200	NPR	799127-00-1	Piston ring set	Nissan 1 Cyl.	135,00 mm
121089009300	NPR	799128-00-1	Piston ring set	Nissan 1 Cyl.	135,00 mm
121089009400	NPR	799131-00-4	Piston ring set	Nissan 4 Cyl.	86,00 mm
121089009900	NPR	799164-00-2	Piston ring set	Nissan 2 Cyl.	96,00 mm
121089010300	NPR	799148-00-4	Piston ring set	Nissan 4 Cyl.	84,50 mm
121089010600	NPR	799154-00-4	Piston ring set	Nissan 4 Cyl.	87,00 mm
121089010900	NPR	799158-00-6	Piston ring set	Nissan 6 Cyl.	96,00 mm
121089011100	NPR	798959-00-2	Piston ring set	Nissan 2 Cyl.	96,00 mm
121089011200	NPR	799164-00-2	Piston ring set	Nissan 2 Cyl.	96,00 mm
121089011300	NPR	799164-00-2	Piston ring set	Nissan 2 Cyl.	96,00 mm
121089011400	NPR	799165-00-4	Piston ring set	Nissan 4 Cyl.	96,00 mm
121089011500	NPR	799167-00-4	Piston ring set	Nissan 4 Cyl.	99,20 mm
121089011521	NPR	799167-50-4	Piston ring set	Nissan 4 Cyl.	99,70 mm
121089012200	NPR	799191-00-4	Piston ring set	Nissan 4 Cyl.	89,00 mm
121089012221	NPR	799191-50-4	Piston ring set	Nissan 4 Cyl.	89,50 mm
121089012300	NPR	799229-00-4	Piston ring set	Nissan 4 Cyl.	84,00 mm
121092000400	NPR	799208-00-4	Piston ring set	Subaru 4 Cyl.	83,00 mm
121094000100	NPR	799440-00-3	Piston ring set	Suzuki 3 Cyl.	68,50 mm
121094000100	NPR	799440-00-4	Piston ring set	Suzuki 4 Cyl.	68,50 mm
121094000121	NPR	799440-50-3	Piston ring set	Suzuki 3 Cyl.	69,00 mm
121094000121	NPR	799440-50-4	Piston ring set	Suzuki 4 Cyl.	69,00 mm
121094000129	NPR	799440-10-3	Piston ring set	Suzuki 3 Cyl.	69,50 mm
121094000129	NPR	799440-10-4	Piston ring set	Suzuki 4 Cyl.	69,50 mm
121094000200	NPR	799401-00-3	Piston ring set	Suzuki 3 Cyl.	65,00 mm
121094000300	NPR	799430-00-4	Piston ring set	Suzuki 4 Cyl.	75,00 mm
121094000400	NPR	799403-00-4	Piston ring set	Suzuki 4 Cyl.	84,00 mm
121094000415	NPR	799403-25-4	Piston ring set	Suzuki 4 Cyl.	84,25 mm
121094000421	NPR	799403-50-4	Piston ring set	Suzuki 4 Cyl.	84,50 mm
121094001000	NPR	799413-00-4	Piston ring set	Bedford / Suzuki / Vauxhall 4 Cyl.	65,50 mm
121094001015	NPR	799413-25-4	Piston ring set	Bedford / Suzuki / Vauxhall 4 Cyl.	65,75 mm
121094001021	NPR	799413-50-4	Piston ring set	Bedford / Suzuki / Vauxhall 4 Cyl.	66,00 mm
121094001029	NPR	799413-10-4	Piston ring set	Bedford / Suzuki / Vauxhall 4 Cyl.	66,50 mm
121094001100	NPR	799415-00-3	Piston ring set	Suzuki 3 Cyl.	68,50 mm
121094001115	NPR	799415-25-3	Piston ring set	Suzuki 3 Cyl.	68,75 mm
121094001121	NPR	799415-50-3	Piston ring set	Suzuki 3 Cyl.	69,00 mm
121094001200	NPR	799426-00-1	Piston ring set	Suzuki 1 Cyl.	74,00 mm
121094001500	NPR	799420-00-4	Piston ring set	Suzuki 4 Cyl.	75,00 mm
121094001521	NPR	799420-50-4	Piston ring set	Suzuki 4 Cyl.	75,50 mm
121094001621	NPR	799421-50-4	Piston ring set	Suzuki 4 Cyl.	74,50 mm
121094001700	NPR	799424-00-3	Piston ring set	Suzuki 3 Cyl.	65,00 mm
121094001900	NPR	799426-00-1	Piston ring set	Suzuki 1 Cyl.	74,00 mm
121094002000	NPR	799426-00-1	Piston ring set	Suzuki 1 Cyl.	74,00 mm
121094002100	NPR	799428-00-3	Piston ring set	Suzuki 3 Cyl.	74,00 mm
121094002121	NPR	799428-50-3	Piston ring set	Suzuki 3 Cyl.	74,50 mm
121094002200	NPR	799429-00-4	Piston ring set	Suzuki 4 Cyl.	74,00 mm
121094002221	NPR	799429-50-4	Piston ring set	Suzuki 4 Cyl.	74,50 mm
121094002300	NPR	799430-00-4	Piston ring set	Suzuki 4 Cyl.	75,00 mm
121094002400	NPR	799431-00-4	Piston ring set	Suzuki 4 Cyl.	84,00 mm
121094002500	NPR	799432-00-4	Piston ring set	Fiat / Suzuki 4 Cyl.	78,00 mm
121094002521	NPR	799432-50-4	Piston ring set	Fiat / Suzuki 4 Cyl.	78,50 mm
121094002529	NPR	799432-10-4	Piston ring set	Fiat / Suzuki 4 Cyl.	79,00 mm
121094002600	NPR	799433-00-3	Piston ring set	Suzuki 3 Cyl.	68,00 mm
121094002700	NPR	799434-00-4	Piston ring set	Suzuki 4 Cyl.	68,00 mm
121094002721	NPR	799434-50-4	Piston ring set	Suzuki 4 Cyl.	68,50 mm
121094002800	NPR	799435-00-4	Piston ring set	Suzuki 4 Cyl.	78,00 mm
121096000100	NPR	799600-00-4	Piston ring set	Toyota 4 Cyl.	69,00 mm
121096000200	NPR	799601-00-3	Piston ring set	Citroen / Daihatsu / Peugeot / Subaru / Toyota 3 Cyl.	71,00 mm
121096000400	NPR	799604-00-4	Piston ring set	Toyota 4 Cyl.	73,00 mm
121096000500	NPR	799605-00-4	Piston ring set	Daihatsu / Subaru / Toyota 4 Cyl.	72,00 mm
121096000700	NPR	799608-00-4	Piston ring set	Toyota 4 Cyl.	75,00 mm
121096000721	NPR	799608-50-4	Piston ring set	Toyota 4 Cyl.	75,50 mm
121096000800	NPR	799609-00-6	Piston ring set	Toyota 6 Cyl.	75,00 mm
121096000821	NPR	799609-50-6	Piston ring set	Toyota 6 Cyl.	75,50 mm
121096001000	NPR	799687-00-4	Piston ring set	Toyota 4 Cyl.	76,00 mm
121096001100	NPR	799612-00-4	Piston ring set	Daihatsu / Toyota / Perodua 4 Cyl.	72,00 mm
121096001121	NPR	799612-50-4	Piston ring set	Daihatsu / Toyota / Perodua 4 Cyl.	72,50 mm
121096001300	NPR	799614-00-4	Piston ring set	Toyota 4 Cyl.	75,00 mm
121096001500	NPR	799600-00-4	Piston ring set	Toyota 4 Cyl.	69,00 mm
121096002000	NPR	799621-00-4	Piston ring set	Toyota 4 Cyl.	80,00 mm
121096002300	NPR	799624-00-4	Piston ring set	Toyota 4 Cyl.	80,50 mm
121096002500	NPR	799627-00-4	Piston ring set	Toyota 4 Cyl.	81,00 mm
121096002521	NPR	799627-50-4	Piston ring set	Toyota 4 Cyl.	81,50 mm
121096002600	NPR	799628-00-4	Piston ring set	Toyota 4 Cyl.	81,00 mm

VERGLEICHSNUMMERN  
CROSS-REFERENCE  
Miscellaneous- SM

Cross ref.	Type	SM ref.:	Product Category	Manufacturer Type	Bore dia.
121096002900	NPR	799631-00-6	Piston ring set	Toyota 6 Cyl.	83,00 mm
121096003500	NPR	799640-00-4	Piston ring set	Toyota 4 Cyl.	86,00 mm
121096003521	NPR	799640-50-4	Piston ring set	Toyota 4 Cyl.	86,50 mm
121096004800	NPR	799661-00-4	Piston ring set	Toyota 4 Cyl.	92,00 mm
121096005200	NPR	799667-00-4	Piston ring set	Toyota 4 Cyl.	74,00 mm
121096005300	NPR	799668-00-4	Piston ring set	Toyota 4 Cyl.	78,70 mm
121096005500	NPR	799670-00-4	Piston ring set	Toyota 4 Cyl.	81,00 mm
121096005600	NPR	799671-00-4	Piston ring set	Toyota 4 Cyl.	81,00 mm
121096005621	NPR	799671-50-4	Piston ring set	Toyota 4 Cyl.	81,50 mm
121096006600	NPR	799681-00-4	Piston ring set	Toyota 4 Cyl.	86,00 mm
121096006621	NPR	799681-50-4	Piston ring set	Toyota 4 Cyl.	86,50 mm
121096006700	NPR	799682-00-4	Piston ring set	Toyota 4 Cyl.	73,00 mm
121096007000	NPR	799685-00-6	Piston ring set	Toyota 6 Cyl.	75,00 mm
121096007100	NPR	799686-00-4	Piston ring set	Toyota 4 Cyl.	75,00 mm
121096007200	NPR	799687-00-4	Piston ring set	Toyota 4 Cyl.	76,00 mm
121096007300	NPR	799690-00-4	Piston ring set	Toyota 4 Cyl.	78,70 mm
121096007321	NPR	799690-50-4	Piston ring set	Toyota 4 Cyl.	79,20 mm
121096007400	NPR	799691-00-4	Piston ring set	Toyota 4 Cyl.	79,00 mm
121096007421	NPR	799691-50-4	Piston ring set	Toyota 4 Cyl.	79,50 mm
121096007800	NPR	799736-00-4	Piston ring set	Toyota 4 Cyl.	86,00 mm
121096007821	NPR	799736-50-4	Piston ring set	Toyota 4 Cyl.	86,50 mm
121096008900	NPR	799714-00-4	Piston ring set	Toyota / VW 4 Cyl.	92,00 mm
121096008921	NPR	799714-50-4	Piston ring set	Toyota 4 Cyl.	92,50 mm
121096009100	NPR	799716-00-4	Piston ring set	Toyota 4 Cyl.	95,00 mm
121096009200	NPR	799717-00-1	Piston ring set	Toyota 1 Cyl.	95,00 mm
121096009300	NPR	799718-00-4	Piston ring set	Toyota 4 Cyl.	96,00 mm
121096010000	NPR	799730-00-1	Piston ring set	Toyota 1Cyl.	94,00 mm
121096010100	NPR	799731-00-4	Piston ring set	Toyota 4 Cyl.	95,00 mm
121096010121	NPR	799731-50-4	Piston ring set	Toyota 4 Cyl.	95,50 mm
121096010200	NPR	799732-00-4	Piston ring set	Toyota 4 Cyl.	96,00 mm
121096010300	NPR	799733-00-4	Piston ring set	Toyota 4 Cyl.	102,00 mm
121096010400	NPR	799734-00-4	Piston ring set	Toyota 4 Cyl.	86,00 mm
121096010421	NPR	799734-50-4	Piston ring set	Toyota 4 Cyl.	86,50 mm
121096010500	NPR	799735-00-4	Piston ring set	Toyota 4 Cyl.	86,00 mm
121096010521	NPR	799735-50-4	Piston ring set	Toyota 4 Cyl.	86,50 mm
121096010600	NPR	799737-00-4	Piston ring set	Toyota 4 Cyl.	96,00 mm
121096010900	NPR	799742-00-4	Piston ring set	Toyota 4 Cyl.	92,00 mm
121096010921	NPR	799742-50-4	Piston ring set	Toyota 4 Cyl.	92,50 mm
121096011000	NPR	799744-00-4	Piston ring set	Toyota 4 Cyl.	95,00 mm
121096011100	NPR	799745-00-4	Piston ring set	Toyota 4 Cyl.	96,00 mm
121096011300	NPR	799747-00-4	Piston ring set	Toyota 4 Cyl.	99,50 mm
121096011321	NPR	799747-50-4	Piston ring set	Toyota 4 Cyl.	100,00 mm
121096013700	NPR	799925-00-4		Toyota 4 Cyl.	95,00 mm
121096013800	NPR	799929-00-4	Piston ring set	Toyota 4 Cyl.	75,00 mm
121096013900	NPR	799930-00-4	Piston ring set	Toyota 4 Cyl.	82,20 mm
121096014500	NPR	799625-00-4	Piston ring set	Daihatsu / Subaru / Toyota 4 Cyl	72,50 mm
121096014521	NPR	799625-50-4	Piston ring set	Daihatsu / Subaru / Toyota 4 Cyl	73,00 mm
12125	RIKEN	797038-00-4	Piston ring set	Daihatsu 4 Cyl.	72,00 mm
121300	DPH	923147-1	Cylinder liner seal set	MAN	120,00 mm
121309000100	NPR	791402-00-3	Piston ring set	Daewoo / Chevrolet / Renault 3 Cyl.	68,50 mm
121309000500	NPR	791408-00-4	Piston ring set	Chevrolet / Daewoo / GM 4 Cyl.	76,50 mm
121309000515	NPR	791408-25-4	Piston ring set	Chevrolet /Daewoo / GM 4 Cyl.	76,75 mm
121309000521	NPR	791408-50-4	Piston ring set	Chevrolet /Daewoo / GM 4 Cyl.	77,00 mm
121309000600	NPR	791406-00-4	Piston ring set	Chevrolet / Daewoo 4 Cyl.	82,00 mm
121309000700	NPR	793549-00-4	Piston ring set	Chevrolet /Daewoo /Opel / Saab / Vauxhall 4 Cyl.	80,50 mm
121309000721	NPR	793549-50-4	Piston ring set	Chevrolet /Daewoo /Opel / Saab / Vauxhall 4 Cyl.	81,00 mm
121309000800	NPR	793521-00-4	Piston ring set	Chevrolet / Daewoo 4 Cyl.	69,70 mm
121309000821	NPR	793521-50-4	Piston ring set	Chevrolet / Daewoo 4 Cyl.	70,20 mm
121309000900	NPR	791410-00-4	Piston ring set	Chevrolet / Daewoo 4 Cyl.	73,80 mm
121653	DPH	924012-1	Cylinder liner seal set	RVI	102,00 mm
121739000100	NPR	790095-00-4	Piston ring set	Great Wall 4 Cyl.	83,10 mm
121751000400	NPR	797319-00-1	Piston ring set	Hino 1 Cyl.	110,00 mm
121751001000	NPR	797342-00-1	Piston ring set	Hino / Kia 1 Cyl.	137,00 mm
121751001100	NPR	797342-00-1	Piston ring set	Hino / Kia 1 Cyl.	137,00 mm
121758000100	NPR	790040-00-4	Piston ring set	JAC 4 Cyl.	75,00 mm
1217650 NEU	DPH	923819-1	Cylinder liner seal set	RVI	120,00 mm
12300	RIKEN	797016-00-3	Piston ring set	Daihatsu 3 Cyl.	76,00 mm
12304	RIKEN	797025-00-3	Piston ring set	Daihatsu 3 Cyl.	76,00 mm
1242370	DPH	925132-1	Cylinder liner seal set	Volvo	104,775mm
1243264	DPH	923906-1	Cylinder liner seal set	Scania	115,00 mm
1243524	DPH	923904-1	Cylinder liner seal set	Scania	127,00 mm
1243528	DPH	923101-1	Cylinder liner seal set	MAN	128,00 mm
1244008	DPH	921049-1	Cylinder liner seal set	Mercedes Benz	125,00mm
124418 ALT	DPH	925109-1	Cylinder liner seal set	Volvo	120,00 mm
1245132	DPH	921045-1	Cylinder liner seal set	Mercedes Benz	125,00 mm
1245140	DPH	921046-1	Cylinder liner seal set	Mercedes Benz	128,00 mm
1245679	DPH	921064-1	Cylinder liner seal set	Mercedes Benz	128,00 mm
1247918	DPH	923102-1	Cylinder liner seal set	MAN	125,00 mm
1247918 NEUTRAL	DPH	923102-1	Cylinder liner seal set	MAN	125,00 mm
1248552	DPH	923905-1	Cylinder liner seal set	Scania	115,00 mm



VERGLEICHNUMMERN  
CROSS-REFERENCE  
Miscellaneous- SM

Cross ref.	Type	SM ref.:	Product Category	Manufacturer Type	Bore dia.
125025001800	NPR	792519-00-1	Piston ring set	Hatz 1 Cyl.	85,00 mm
1250338	DPH	923901-1	Cylinder liner seal set	Scania	127,00 mm
1250516	DPH	921048-1	Cylinder liner seal set	Mercedes Benz	130,00 mm
1253028	DPH	925112-1	Cylinder liner seal set	Volvo	120,65 mm
1253029	DPH	925110-1	Cylinder liner seal set	Volvo	120,65 mm
1253030	DPH	925115-1	Cylinder liner seal set	Volvo	130,18 mm
1253031	DPH	925114-1	Cylinder liner seal set	Volvo	130,18 mm
1253042	DPH	925121-1	Cylinder liner seal set	Volvo	130,18 mm
1253136	DPH	925102-1	Cylinder liner seal set	Volvo	98,43 mmm
1253137	DPH	925103-1	Cylinder liner seal set	Volvo	98,43 mmm
1253138	DPH	925104-1	Cylinder liner seal set	Volvo	104,775mm
1253139	DPH	925105-1	Cylinder liner seal set	Volvo	104,775mm
1253148	DPH	923802-1	Cylinder liner seal set	RVI	123,00 mm
1253267	DPH	923907-1	Cylinder liner seal set	Scania	127,00 mm
1254236	DPH	923916-1	Cylinder liner seal set	Scania	127,00 mm
1255262	DPH	923810-1	Cylinder liner seal set	RVI	120,00 mm
1256026	DPH	921553-1	Cylinder liner seal set	KHD	112,00 mm
1256057	DPH	923918-1	Cylinder liner seal set	Scania	130,00 mm
1256196	DPH	925601-1	Cylinder liner seal set	UTB	108,00 mm
1256956	DPH	923130-1	Cylinder liner seal set	MAN	128,00 mm
1257206	DPH	923147-1	Cylinder liner seal set	MAN	120,00 mm
1257321	DPH	924012-1	Cylinder liner seal set	RVI	102,00 mm
1257714	DPH	921098-1	Cylinder liner seal set	Mercedes Benz	128,00 mm
1258597	DPH	925109-1	Cylinder liner seal set	Volvo	120,00 mm
1259800	DPH	925133-1	Cylinder liner seal set	Volvo	131,00 mm
1259809	DPH	922008-1	Cylinder liner seal set	Fiat / Iveco	135,00 mm
1259810	DPH	922009-1	Cylinder liner seal set	Fiat / Iveco	120,25 mm
1259811	DPH	922010-1	Cylinder liner seal set	Fiat / Iveco	125,00 mm
12600	RIKEN	797026-00-4	Piston ring set	Daihatsu 4 Cyl.	76,00 mm
1260577	DPH	925106-1	Cylinder liner seal set	Volvo	105,57 mm
126523	DPH	925133-1	Cylinder liner seal set	Volvo	131,00 mm
126538	DPH	922008-1	Cylinder liner seal set	Fiat / Iveco	135,00 mm
126539	DPH	922009-1	Cylinder liner seal set	Fiat / Iveco	120,25 mm
126540	DPH	922010-1	Cylinder liner seal set	Fiat / Iveco	125,00 mm
127027000100	NPR	792703-00-1	Piston ring set	IHC-Case 1 Cyl.	87,31 mm
127979	DPH	925106-1	Cylinder liner seal set	Volvo	105,57 mm
12910	RIKEN	797026-00-4	Piston ring set	Daihatsu 4 Cyl.	76,00 mm
1293934	DPH	923302-1	Cylinder liner seal set	MWM / Fendt	105,00 mm
1294235	DPH	923909-1	Tombackring	Scania	127,00 mm
129433	DPH	925107-1	Cylinder liner seal set	KHD / Volvo / RVI	108,00 mm
130010002300	NPR	801007-00-1	Piston	Mercedes-Benz	82,00 mm
130014000200	NPR	801401-00-1	Piston	Chevrolet / Daewoo	68,50 mm
130014000800	NPR	801409-00-1	Piston	Chevrolet / Daewoo	68,50 mm
130020000700	NPR	802044-00-1	Piston	Alfa Romeo / Fiat / Lancia / Opel / Vauxhall	69,60 mm
130021000800	NPR	802128-00-1	Piston	Ford	71,91 mm
130037001000	NPR	803714-00-1	Piston	Peugeot	75,00 mm
130037001600	NPR	803759-00-1	Piston	Citroen / Peugeot	81,00 mm
130037003500	NPR	803751-00-1	Piston	Citroen / Peugeot	77,00 mm
130037003700	NPR	803739-00-1	Piston	Citroen / Mini / Peugeot	77,00 mm
130038000300	NPR	803848-00-1	Piston	Nissan / Opel / Renault / Vauxhall	85,01 mm
130038000800	NPR	803802-00-1	Piston	Dacia / Nissan / Renault	76,00 mm
130038000821	NPR	803802-50-1	Piston	Dacia / Nissan / Renault	76,50 mm
130050059100	NPR	805069-00-1	Piston	Audi / Seat / Skoda / VW	82,51 mm
130050059300	NPR	805066-00-1	Piston	VW	74,50 mm
130050059321	NPR	805066-50-1	Piston	VW	75,00 mm
130050059400	NPR	805091-00-1	Piston	Volkswagen / MAN	81,51 mm
130053000100	NPR	805314-00-1	Piston	Hyundai / Kia	75,50 mm
130053000200	NPR	805312-00-1	Piston	Kia	77,20 mm
130053000500	NPR	805313-00-1	Piston	Kia	75,50 mm
130070000100	NPR	807002-00-1	Piston	Daihatsu / Toyota	72,00 mm
130079000200	NPR	808007-00-1	Piston	Isuzu	93,00 mm
130079000300	NPR	808008-00-1	Piston	Isuzu	93,00 mm
130079000400	NPR	808010-00-1	Piston	Isuzu	102,00 mm
130087000900	NPR	802406-00-1	Piston	Hyundai	66,00 mm
130087001300	NPR	802415-00-1	Piston	Hyundai	76,50 mm
130087001900	NPR	805301-00-1	Piston	Hyundai / Kia	77,00 mm
130087002400	NPR	802423-00-1	Piston	Hyundai	84,00 mm
130087002500	NPR	802418-00-1	Piston	Hyundai / Kia	83,00 mm
130087002600	NPR	802437-00-1	Piston	Hyundai	76,50 mm
130088001500	NPR	808802-00-1	Piston	Hyundai / Mitsubishi	91,10 mm
130089001700	NPR	809101-00-1	Piston	Nissan	96,00 mm
130089001900	NPR	809103-00-1	Piston	Nissan	99,20 mm
130089002000	NPR	809106-00-1	Piston	Nissan	89,00 mm
130094000100	NPR	809403-00-1	Piston	Suzuki	68,50 mm
130094000200	NPR	809402-00-1	Piston	Bedford / Suzuki / Vauxhall	65,50 mm
130094000300	NPR	809401-00-1	Piston	Suzuki	68,50 mm
130094000400	NPR	809404-00-1	Piston	Suzuki	74,00 mm
130094000700	NPR	809406-00-1	Piston	Suzuki	73,00 mm
130094000800	NPR	809407-00-1	Piston	Suzuki	73,00 mm
130096000100	NPR	809604-00-1	Piston	Citroen / Daihatsu / Peugeot / Subaru / Toyota	71,00 mm

**VERGLEICHNUMMERN**  
**CROSS-REFERENCE**  
**Miscellaneous- SM**

Cross ref.	Type	SM ref.:	Product Category	Manufacturer Type	Bore dia.
130096001400	NPR	809601-00-1	Piston	Toyota	73,00 mm
130096001500	NPR	809602-00-1	Piston	Toyota	75,00 mm
130096001500	NPR	809603-00-1	Piston	Toyota	75,00 mm
130096001700	NPR	809605-00-1	Piston	Toyota / Lifan	78,70 mm
130096002000	NPR	809705-00-1	Piston	Toyota	102,00 mm
130096002100	NPR	809704-00-1	Piston	Toyota	92,00 mm
130096002300	NPR	809703-00-1	Piston	Toyota	92,00 mm
130096002600	NPR	809706-00-1	Piston	Toyota	94,00 mm
130096003000	NPR	809707-00-1	Piston	Toyota	96,00 mm
130096003100	NPR	809702-00-1	Piston	Toyota	99,50 mm
130096003200	NPR	809701-00-1	Piston	Toyota	86,00 mm
130711000100	NPR	808808-00-1	Piston	Mitsubishi / BYD	76,00 mm
130717000100	NPR	807003-00-1	Piston	Daihatsu / Toyota	72,00 mm
130758000221	NPR	800005-50-1	Piston	JAC	75,50 mm
131082000100	NPR	958202-1	Cylinder liner	Komatsu	125,00 mm
132758000100	NPR	818002-1	Assembly	Isuzu	100,00 mm
1424924	DPH	925107-1	Cylinder liner seal set	KHD / Volvo / RVI	108,00 mm
1459024	DPH	921046-1	Cylinder liner seal set	Mercedes Benz	128,00 mm
1459025	DPH	921048-1	Cylinder liner seal set	Mercedes Benz	130,00 mm
1459026	DPH	921064-1	Cylinder liner seal set	Mercedes Benz	128,00 mm
1459031	DPH	925132-1	Cylinder liner seal set	Volvo	104,775mm
1461669	DPH	923802-1	Cylinder liner seal set	RVI	123,00 mm
1464462	DPH	921049-1	Cylinder liner seal set	Mercedes Benz	125,00mm
1465762	DPH	923908-1	Cylinder liner seal set	Scania	127,00 mm
1466135	DPH	923904-1	Cylinder liner seal set	Scania	127,00 mm
1476925	DPH	925115-1	Cylinder liner seal set	Volvo	130,18 mm
15080	RIKEN	797337-00-1	Piston ring set	Hino 1 Cyl.	130,00 mm
15135	RIKEN	797319-00-1	Piston ring set	Hino 1 Cyl.	110,00 mm
15170	RIKEN	797319-00-1	Piston ring set	Hino 1 Cyl.	110,00 mm
1520757	DPH	923302-1	Cylinder liner seal set	MWM / Fendt	105,00 mm
15220	RIKEN	797421-00-1	Piston ring set	Hino 1 Cyl.	150,00 mm
15225	RIKEN	797421-00-1	Piston ring set	Hino 1 Cyl.	150,00 mm
15230	RIKEN	797342-00-1	Piston ring set	Hino / Kia 1 Cyl.	137,00 mm
1523019	DPH	923820-1	Cylinder liner seal set	RVI	120,00 mm
15310	RIKEN	797342-00-1	Piston ring set	Hino / Kia 1 Cyl.	137,00 mm
15320	RIKEN	797342-00-1	Piston ring set	Hino / Kia 1 Cyl.	137,00 mm
15335	RIKEN	797353-00-1	Piston ring set	Hino 1 Cyl.	146,00 mm
15336	RIKEN	797353-00-1	Piston ring set	Hino 1 Cyl.	146,00 mm
15391	RIKEN	797416-00-1	Piston ring set	Hino 1 Cyl.	139,00 mm
1546425	DPH	924009-1	Cylinder liner seal set	RVI	102,00 mm
1555578	DPH	923717-1	Cylinder liner seal set	Citroen / Peugeot	
15835	RIKEN	797346-00-1	Piston ring set	Hino 1 Cyl.	139,00 mm
1583732	DPH	921304-1	Cylinder liner seal set	DAF	130,00 mm
16002	RIKEN	797610-00-3	Piston ring set	Honda 3 Cyl.	66,00 mm
16006	RIKEN	797631-00-4	Piston ring set	Honda 4 Cyl.	72,00 mm
16008	RIKEN	797611-00-4	Piston ring set	Honda / Rover 4 Cyl.	72,00 mm
16009	RIKEN	797628-00-4	Piston ring set	Honda 4 Cyl.	72,00 mm
16016	RIKEN	797612-00-4	Piston ring set	Honda 4 Cyl.	74,00 mm
16018	RIKEN	797615-00-4	Piston ring set	Honda 4 Cyl.	74,00 mm
16023	RIKEN	797615-00-4	Piston ring set	Honda 4 Cyl.	74,00 mm
16025	RIKEN	797642-00-4	Piston ring set	Honda 4 Cyl.	77,00 mm
16047	RIKEN	797668-00-4	Piston ring set	Honda 4 Cyl.	81,00 mm
16057	RIKEN	797668-00-4	Piston ring set	Honda 4 Cyl.	81,00 mm
16072	RIKEN	797660-00-4	Piston ring set	Honda 4 Cyl.	73,00 mm
16141	RIKEN	797626-00-4	Piston ring set	Honda 4 Cyl.	75,00 mm
16242	RIKEN	797637-00-4	Piston ring set	Honda 4 Cyl.	75,00 mm
16531	RIKEN	797647-00-6	Piston ring set	Honda 6 Cyl.	84,00 mm
16590	RIKEN	797660-00-4	Piston ring set	Honda 4 Cyl.	73,00 mm
17175	RIKEN	798082-00-2	Piston ring set	Isuzu 2 Cyl.	110,00 mm
17180	RIKEN	798042-00-1	Piston ring set	Isuzu 1 Cyl.	102,00 mm
17300	RIKEN	798045-00-2	Piston ring set	Isuzu 2 Cyl.	102,00 mm
17490	RIKEN	798030-00-4	Piston ring set	Isuzu 4 Cyl.	93,00 mm
17570	RIKEN	797936-00-4	Piston ring set	Isuzu 4 Cyl.	84,00 mm
20007	RIKEN	798766-00-4	Piston ring set	Mitsubishi 4 Cyl.	76,00 mm
20025	RIKEN	798820-00-1	Piston ring set	Mitsubishi 1 Cyl.	110,00 mm
20028	RIKEN	798873-00-2	Piston ring set	Mitsubishi 2 Cyl.	110,00 mm
20033	RIKEN	798823-00-1	Piston ring set	Mitsubishi 1 Cyl.	125,00 mm
20042	RIKEN	798830-00-1	Piston ring set	Mitsubishi 1 Cyl.	135,00 mm
20044	RIKEN	798853-00-1	Piston ring set	Mitsubishi 1 Cyl.	135,00 mm
20049	RIKEN	798745-00-4	Piston ring set	Mitsubishi 4 Cyl.	85,00 mm
20083	RIKEN	798700-00-4	Piston ring set	Mitsubishi 4 Cyl.	91,10 mm
20155	RIKEN	798747-00-4	Piston ring set	Mitsubishi 4 Cyl.	86,50 mm
20211	RIKEN	798806-00-4	Piston ring set	Mitsubishi 4 Cyl.	91,10 mm
20281	RIKEN	798877-00-1	Piston ring set	Mitsubishi 1 Cyl.	118,00 mm
20291	RIKEN	798770-00-4	Piston ring set	Hyundai / Mitsubishi 4 Cyl.	86,50 mm
20320	RIKEN	798810-00-2	Piston ring set	Mitsubishi 2 Cyl.	95,00 mm
20500	RIKEN	798711-00-4	Piston ring set	Hyundai / Mitsubishi 4 Cyl.	73,00 mm
20503	RIKEN	792454-00-4	Piston ring set	Hyundai / Mitsubishi 4 Cyl.	91,10 mm
20640	RIKEN	798717-00-2	Piston ring set	Mitsubishi 2 Cyl.	76,00 mm
20652	RIKEN	798752-00-4	Piston ring set	Mitsubishi 4 Cyl.	85,00 mm

VERGLEICHNUMMERN  
CROSS-REFERENCE  
Miscellaneous- SM

Cross ref.	Type	SM ref.:	Product Category	Manufacturer Type	Bore dia.
20654	RIKEN	798770-00-4	Piston ring set	Hyundai / Mitsubishi 4 Cyl.	86,50 mm
20657	RIKEN	798745-00-4	Piston ring set	Mitsubishi 4 Cyl.	85,00 mm
20670	RIKEN	798740-00-4	Piston ring set	Mitsubishi 4 Cyl.	75,50 mm
20740	RIKEN	798742-00-4	Piston ring set	Mitsubishi 4 Cyl.	81,00 mm
20740	RIKEN	798768-00-4	Piston ring set	Mistubishi 4 Cyl.	81,00 mm
20787	RIKEN	798744-00-4	Piston ring set	Mitsubishi 4 Cyl.	82,30 mm
20845	RIKEN	798873-00-2	Piston ring set	Mitsubishi 2 Cyl.	110,00 mm
20855	RIKEN	797420-00-1	Piston ring set	Hino / Mitsubishi 1 Cyl.	146,00 mm
20933	RIKEN	798874-00-1	Piston ring set	Mitsubishi 1 Cyl.	110,00 mm
20935	RIKEN	798867-00-2	Piston ring set	Mitsubishi 2 Cyl.	104,00 mm
20965	RIKEN	798777-00-4	Piston ring set	Mistubishi 4 Cyl.	71,00 mm
20973	RIKEN	798858-00-4	Piston ring set	Mitsubishi 4 Cyl.	82,70 mm
21014	RIKEN	791266-00-1	Piston ring set	Mercedes Benz / Smart / Mitsubishi 1 Cyl.	75,00 mm
21787	RIKEN	798744-00-4	Piston ring set	Mitsubishi 4 Cyl.	82,30 mm
21960	RIKEN	798823-00-1	Piston ring set	Mitsubishi 1 Cyl.	125,00 mm
23007	RIKEN	798957-00-4	Piston ring set	Nissan 4 Cyl.	99,20 mm
23014	RIKEN	799118-00-4	Piston ring set	Nissan 4 Cyl.	96,00 mm
23042	RIKEN	799131-00-4	Piston ring set	Nissan 4 Cyl.	86,00 mm
23044	RIKEN	798959-00-2	Piston ring set	Nissan 2 Cyl.	96,00 mm
23051	RIKEN	799006-00-4	Piston ring set	Nissan 4 Cyl.	73,00 mm
23053	RIKEN	799006-00-4	Piston ring set	Nissan 4 Cyl.	73,00 mm
23080	RIKEN	799023-00-4	Piston ring set	Nissan 4 Cyl.	76,00 mm
23128	RIKEN	799078-00-6	Piston ring set	Nissan 6 Cyl.	76,00 mm
23140	RIKEN	799012-00-4	Piston ring set	Nissan 4 Cyl.	76,00 mm
23176	RIKEN	799165-00-4	Piston ring set	Nissan 4 Cyl.	96,00 mm
23177	RIKEN	798960-00-4	Piston ring set	Nissan 4 Cyl.	96,00 mm
23183	RIKEN	798959-00-2	Piston ring set	Nissan 2 Cyl.	96,00 mm
23262	RIKEN	799148-00-4	Piston ring set	Nissan 4 Cyl.	84,50 mm
23265	RIKEN	799191-00-4	Piston ring set	Nissan 4 Cyl.	89,00 mm
23281	RIKEN	799007-00-6	Piston ring set	Nissan 6 Cyl.	86,00 mm
23285	RIKEN	799005-00-4	Piston ring set	Nissan 4 Cyl.	71,00 mm
23305	RIKEN	799158-00-6	Piston ring set	Nissan 6 Cyl.	96,00 mm
23307	RIKEN	799158-00-4	Piston ring set	Nissan 4 Cyl.	96,00 mm
23315	RIKEN	799075-00-4	Piston ring set	Nissan 4 Cyl.	76,00 mm
23340	RIKEN	799083-00-4	Piston ring set	Nissan 4 Cyl.	80,00 mm
23422	RIKEN	799049-00-4	Piston ring set	Nissan 4 Cyl.	89,00 mm
23550	RIKEN	799007-00-6	Piston ring set	Nissan 6 Cyl.	86,00 mm
23560	RIKEN	799037-00-6	Piston ring set	Nissan 6 Cyl.	86,00 mm
23580	RIKEN	799037-00-6	Piston ring set	Nissan 6 Cyl.	86,00 mm
2380	DPH	923301-1	Cylinder liner seal set	MWM / Fendt	105,00 mm
23892	RIKEN	799164-00-2	Piston ring set	Nissan 2 Cyl.	96,00 mm
23941	RIKEN	799164-00-2	Piston ring set	Nissan 2 Cyl.	96,00 mm
23960	RIKEN	799191-00-4	Piston ring set	Nissan 4 Cyl.	89,00 mm
23971	RIKEN	799011-00-4	Piston ring set	Nissan 4 Cyl.	76,00 mm
23985	RIKEN	799167-00-4	Piston ring set	Nissan 4 Cyl.	99,20 mm
23998	RIKEN	799058-00-4	Piston ring set	Nissan 4 Cyl.	76,00 mm
24160	RIKEN	799122-00-1	Piston ring set	Nissan 1 Cyl.	110,00 mm
24370	RIKEN	799128-00-1	Piston ring set	Nissan 1 Cyl.	135,00 mm
24541	RIKEN	799122-00-1	Piston ring set	Nissan 1 Cyl.	110,00 mm
24760	RIKEN	799127-00-1	Piston ring set	Nissan 1 Cyl.	135,00 mm
24780	RIKEN	799127-00-1	Piston ring set	Nissan 1 Cyl.	135,00 mm
2507	DPH	923815-1	Cylinder liner seal set	RVI	128,00 mm
26008	RIKEN	799431-00-4	Piston ring set	Suzuki 4 Cyl.	84,00 mm
26018	RIKEN	799419-00-3	Piston ring set	Suzuki 3 Cyl.	65,00 mm
26020	RIKEN	799413-00-4	Piston ring set	Bedford / Suzuki / Vauxhall 4 Cyl.	65,50 mm
26025	RIKEN	799429-00-4	Piston ring set	Suzuki 4 Cyl.	74,00 mm
26030	RIKEN	799413-00-4	Piston ring set	Bedford / Suzuki / Vauxhall 4 Cyl.	65,50 mm
26060	RIKEN	799426-00-1	Piston ring set	Suzuki 1 Cyl.	74,00 mm
26070	RIKEN	799426-00-1	Piston ring set	Suzuki 1 Cyl.	74,00 mm
26140	RIKEN	799420-00-4	Piston ring set	Suzuki 4 Cyl.	75,00 mm
26245	RIKEN	799430-00-4	Piston ring set	Suzuki 4 Cyl.	75,00 mm
26274	RIKEN	799401-00-3	Piston ring set	Suzuki 3 Cyl.	65,00 mm
26313	RIKEN	799424-00-3	Piston ring set	Suzuki 3 Cyl.	65,00 mm
26856	RIKEN	799415-00-3	Piston ring set	Suzuki 3 Cyl.	68,50 mm
26910	RIKEN	799415-00-3	Piston ring set	Suzuki 3 Cyl.	68,50 mm
28001	RIKEN	799640-00-4	Piston ring set	Toyota 4 Cyl.	86,00 mm
28003	RIKEN	799929-00-4	Piston ring set	Toyota 4 Cyl.	75,00 mm
28006	RIKEN	799718-00-4	Piston ring set	Toyota 4 Cyl.	96,00 mm
28007	RIKEN	799636-00-4	Piston ring set	Toyota 4 Cyl.	84,00 mm
28010	RIKEN	799618-00-2	Piston ring set	Toyota 2 Cyl.	80,00 mm
28018	RIKEN	799600-00-4	Piston ring set	Toyota 4 Cyl.	69,00 mm
28020	RIKEN	799618-00-2	Piston ring set	Toyota 2 Cyl.	80,00 mm
28025	RIKEN	799661-00-4	Piston ring set	Toyota 4 Cyl.	92,00 mm
28026	RIKEN	799734-00-4	Piston ring set	Toyota 4 Cyl.	86,00 mm
28026	RIKEN	799734-50-4	Piston ring set	Toyota 4 Cyl.	86,50 mm
28029	RIKEN	799735-00-4	Piston ring set	Toyota 4 Cyl.	86,00 mm
28032	RIKEN	799614-00-4	Piston ring set	Toyota 4 Cyl.	75,00 mm
28048	RIKEN	799737-00-4	Piston ring set	Toyota 4 Cyl.	96,00 mm
28059	RIKEN	799617-00-6	Piston ring set	Toyota 6 Cyl.	94,00 mm
28067	RIKEN	799600-00-4	Piston ring set	Toyota 4 Cyl.	69,00 mm

VERGLEICHSNUMMERN  
CROSS-REFERENCE  
Miscellaneous- SM

Cross ref.	Type	SM ref.:	Product Category	Manufacturer Type	Bore dia.
28069	RIKEN	799930-00-4	Piston ring set	Toyota 4 Cyl.	82,20 mm
28083	RIKEN	799744-00-4	Piston ring set	Toyota 4 Cyl.	95,00 mm
28110	RIKEN	799716-00-4	Piston ring set	Toyota 4 Cyl.	95,00 mm
28125	RIKEN	799686-00-4	Piston ring set	Toyota 4 Cyl.	75,00 mm
28244	RIKEN	799668-00-4	Piston ring set	Toyota 4 Cyl.	78,70 mm
28245	RIKEN	799735-00-4	Piston ring set	Toyota 4 Cyl.	86,00 mm
28256	RIKEN	799671-00-4	Piston ring set	Toyota 4 Cyl.	81,00 mm
28400	RIKEN	799691-00-4	Piston ring set	Toyota 4 Cyl.	79,00 mm
28550	RIKEN	799632-00-4	Piston ring set	Toyota 4 Cyl.	88,00 mm
28553	RIKEN	799747-00-4	Piston ring set	Toyota 4 Cyl.	99,50 mm
28690	RIKEN	799609-00-6	Piston ring set	Toyota 6 Cyl.	75,00 mm
28705	RIKEN	799667-00-4	Piston ring set	Toyota 4 Cyl.	74,00 mm
28715	RIKEN	799731-00-4	Piston ring set	Toyota 4 Cyl.	95,00 mm
28741	RIKEN	799714-00-4	Piston ring set	Toyota / VW 4 Cyl.	92,00 mm
28773	RIKEN	799732-00-4	Piston ring set	Toyota 4 Cyl.	96,00 mm
28785	RIKEN	799691-00-4	Piston ring set	Toyota 4 Cyl.	79,00 mm
28804	RIKEN	799667-00-4	Piston ring set	Toyota 4 Cyl.	74,00 mm
28830	RIKEN	799715-00-4	Piston ring set	Toyota 4 Cyl.	95,00 mm
28835	RIKEN	799619-00-4	Piston ring set	Toyota 4 Cyl.	80,50 mm
28853	RIKEN	799690-00-4	Piston ring set	Toyota 4 Cyl.	78,70 mm
28891	RIKEN	799681-00-4	Piston ring set	Toyota 4 Cyl.	86,00 mm
28910	RIKEN	799717-00-1	Piston ring set	Toyota 1 Cyl.	95,00 mm
28930	RIKEN	799620-00-6	Piston ring set	Toyota 6 Cyl.	83,00 mm
28940	RIKEN	799608-00-4	Piston ring set	Toyota 4 Cyl.	75,00 mm
28971	RIKEN	799604-00-4	Piston ring set	Toyota 4 Cyl.	73,00 mm
28971	RIKEN	799682-00-4	Piston ring set	Toyota 4 Cyl.	73,00 mm
30002	RIKEN	798542-00-4	Piston ring set	Mazda 4 Cyl.	78,00 mm
30135	RIKEN	798529-00-4	Piston ring set	Mazda 4 Cyl.	86,00 mm
30142	RIKEN	798513-00-4	Piston ring set	Kia / Mazda 4 Cyl.	71,00 mm
30245	RIKEN	798518-00-4	Piston ring set	Ford / Mazda 4 Cyl.	77,00 mm
30273	RIKEN	798538-00-4	Piston ring set	Mazda 4 Cyl.	83,00 mm
30275	RIKEN	798536-00-4	Piston ring set	Mazda 4 Cyl.	83,00 mm
30320	RIKEN	798549-00-4	Piston ring set	Mazda 4 Cyl.	80,00 mm
30330	RIKEN	798656-00-4	Piston ring set	Kia / Mazda 4 Cyl.	86,00 mm
30655	RIKEN	798527-00-4	Piston ring set	Mazda 4 Cyl.	81,00 mm
30660	RIKEN	798529-00-4	Piston ring set	Mazda 4 Cyl.	86,00 mm
30661	RIKEN	798529-00-4	Piston ring set	Mazda 4 Cyl.	86,00 mm
30680	RIKEN	798529-00-4	Piston ring set	Mazda 4 Cyl.	86,00 mm
30682	RIKEN	798529-00-4	Piston ring set	Mazda 4 Cyl.	86,00 mm
30770	RIKEN	798512-00-4	Piston ring set	Mazda 4 Cyl.	73,00 mm
30865	RIKEN	798532-00-4	Piston ring set	Kia / Mazda 4 Cyl.	78,00 mm
30920	RIKEN	798523-00-4	Piston ring set	Mazda 4 Cyl.	78,00 mm
31028	TPR	797016-00-3	Piston ring set	Daihatsu 3 Cyl.	76,00 mm
31035	TPR	797026-00-4	Piston ring set	Daihatsu 4 Cyl.	76,00 mm
31036	TPR	797026-00-4	Piston ring set	Daihatsu 4 Cyl.	76,00 mm
31037	TPR	797025-00-3	Piston ring set	Daihatsu 3 Cyl.	76,00 mm
31048	TPR	797035-00-3	Piston ring set	Chery / Daihatsu 3 Cyl.	72,00 mm
31049	TPR	797038-00-4	Piston ring set	Daihatsu 4 Cyl.	72,00 mm
31059	TPR	797035-00-3	Piston ring set	Chery / Daihatsu 3 Cyl.	72,00 mm
31603	TPR	798810-00-2	Piston ring set	Mitsubishi 2 Cyl.	95,00 mm
32227	TPR	797342-00-1	Piston ring set	Hino / Kia 1 Cyl.	137,00 mm
32233	TPR	797342-00-1	Piston ring set	Hino / Kia 1 Cyl.	137,00 mm
32239	TPR	797319-00-1	Piston ring set	Hino 1 Cyl.	110,00 mm
32267	TPR	797353-00-1	Piston ring set	Hino 1 Cyl.	146,00 mm
32276	TPR	797421-00-1	Piston ring set	Hino 1 Cyl.	150,00 mm
32278	TPR	797420-00-1	Piston ring set	Hino / Mitsubishi 1 Cyl.	146,00 mm
32292	TPR	797342-00-1	Piston ring set	Hino / Kia 1 Cyl.	137,00 mm
32318	TPR	797637-00-4	Piston ring set	Honda 4 Cyl.	75,00 mm
32345	TPR	797631-00-4	Piston ring set	Honda 4 Cyl.	72,00 mm
32347	TPR	797612-00-4	Piston ring set	Honda 4 Cyl.	74,00 mm
32359	TPR	797628-00-4	Piston ring set	Honda 4 Cyl.	72,00 mm
32364	TPR	797615-00-4	Piston ring set	Honda 4 Cyl.	74,00 mm
32372	TPR	797647-00-6	Piston ring set	Honda 6 Cyl.	84,00 mm
32398	TPR	797660-00-4	Piston ring set	Honda 4 Cyl.	73,00 mm
32400	TPR	797638-00-4	Piston ring set	Honda 4 Cyl.	75,00 mm
32401	TPR	797610-00-3	Piston ring set	Honda 3 Cyl.	66,00 mm
32402	TPR	797668-00-4	Piston ring set	Honda 4 Cyl.	81,00 mm
32411	TPR	797668-00-4	Piston ring set	Honda 4 Cyl.	81,00 mm
32421	TPR	797605-00-4	Piston ring set	Honda 4 Cyl.	87,00 mm
32536	TPR	797936-00-4	Piston ring set	Isuzu 4 Cyl.	84,00 mm
32546	TPR	798042-00-1	Piston ring set	Isuzu 1 Cyl.	102,00 mm
32575	TPR	798030-00-4	Piston ring set	Isuzu 4 Cyl.	93,00 mm
32603	TPR	798055-00-1	Piston ring set	Isuzu 1 Cyl.	119,00 mm
32606	TPR	798082-00-2	Piston ring set	Isuzu 2 Cyl.	110,00 mm
32625	TPR	798044-00-1	Piston ring set	Isuzu 1 Cyl.	102,00 mm
32647	TPR	798030-00-4	Piston ring set	Isuzu 4 Cyl.	93,00 mm
33414	TPR	798745-00-4	Piston ring set	Mitsubishi 4 Cyl.	85,00 mm
33441	TPR	798867-00-2	Piston ring set	Mitsubishi 2 Cyl.	104,00 mm
33448	TPR	798873-00-2	Piston ring set	Mitsubishi 2 Cyl.	110,00 mm
33450	TPR	791266-00-1	Piston ring set	Mercedes Benz / Smart / Mitsubishi 1 Cyl.	75,00 mm

**VERGLEICHNUMMERN**  
**CROSS-REFERENCE**  
**Miscellaneous- SM**

Cross ref.	Type	SM ref.:	Product Category	Manufacturer Type	Bore dia.
33739	TPR	798512-00-4	Piston ring set	Mazda 4 Cyl.	73,00 mm
33760	TPR	798656-00-4	Piston ring set	Kia / Mazda 4 Cyl.	86,00 mm
33851	TPR	798820-00-1	Piston ring set	Mitsubishi 1 Cyl.	110,00 mm
33856	TPR	798711-00-4	Piston ring set	Hyundai / Mitsubishi 4 Cyl.	73,00 mm
33861	TPR	798806-00-4	Piston ring set	Mitsubishi 4 Cyl.	91,10 mm
33862	TPR	792454-00-4	Piston ring set	Hyundai / Mitsubishi 4 Cyl.	91,10 mm
33874	TPR	798830-00-1	Piston ring set	Mitsubishi 1 Cyl.	135,00 mm
33882	TPR	798717-00-2	Piston ring set	Mitsubishi 2 Cyl.	76,00 mm
33893	TPR	798877-00-1	Piston ring set	Mitsubishi 1 Cyl.	118,00 mm
33895	TPR	798711-00-4	Piston ring set	Hyundai / Mitsubishi 4 Cyl.	73,00 mm
33905	TPR	798858-00-4	Piston ring set	Mitsubishi 4 Cyl.	82,70 mm
33910	TPR	798877-00-1	Piston ring set	Mitsubishi 1 Cyl.	118,00 mm
33913	TPR	798853-00-1	Piston ring set	Mitsubishi 1 Cyl.	135,00 mm
33924	TPR	798745-00-4	Piston ring set	Mitsubishi 4 Cyl.	85,00 mm
33925	TPR	798747-00-4	Piston ring set	Mitsubishi 4 Cyl.	86,50 mm
33928	TPR	798874-00-1	Piston ring set	Mitsubishi 1 Cyl.	110,00 mm
33932	TPR	798744-00-4	Piston ring set	Mitsubishi 4 Cyl.	82,30 mm
33936	TPR	798770-00-4	Piston ring set	Hyundai / Mitsubishi 4 Cyl.	86,50 mm
33937	TPR	798766-00-4	Piston ring set	Mitsubishi 4 Cyl.	76,00 mm
33938	TPR	798766-00-4	Piston ring set	Mitsubishi 4 Cyl.	76,00 mm
33944	TPR	798777-00-4	Piston ring set	Mitsubishi 4 Cyl.	71,00 mm
33950	TPR	798867-00-4	Piston ring set	Mitsubishi 4 Cyl.	104,00 mm
33959	TPR	798873-00-2	Piston ring set	Mitsubishi 2 Cyl.	110,00 mm
33967	TPR	798730-00-6	Piston ring set	Mitsubishi 6 Cyl.	81,00 mm
33992	TPR	798710-00-4	Piston ring set	Citroen /Hyundai /Mitsubishi /Peugeot 4 Cyl.	88,00 mm
34055	TPR	799037-00-6	Piston ring set	Nissan 6 Cyl.	86,00 mm
34067	TPR	799006-00-4	Piston ring set	Nissan 4 Cyl.	73,00 mm
34075	TPR	799164-00-2	Piston ring set	Nissan 2 Cyl.	96,00 mm
34079	TPR	799058-00-4	Piston ring set	Nissan 4 Cyl.	76,00 mm
34082	TPR	799075-00-4	Piston ring set	Nissan 4 Cyl.	76,00 mm
34092	TPR	798959-00-2	Piston ring set	Nissan 2 Cyl.	96,00 mm
34097	TPR	799148-00-4	Piston ring set	Nissan 4 Cyl.	84,50 mm
34098	TPR	799164-00-2	Piston ring set	Nissan 2 Cyl.	96,00 mm
34102	TPR	798959-00-2	Piston ring set	Nissan 2 Cyl.	96,00 mm
34112	TPR	799078-00-6	Piston ring set	Nissan 6 Cyl.	76,00 mm
34115	TPR	799122-00-1	Piston ring set	Nissan 1 Cyl.	110,00 mm
34116	TPR	799164-00-2	Piston ring set	Nissan 2 Cyl.	96,00 mm
34118	TPR	799167-00-4	Piston ring set	Nissan 4 Cyl.	99,20 mm
34131	TPR	799083-00-4	Piston ring set	Nissan 4 Cyl.	80,00 mm
34134	TPR	799191-00-4	Piston ring set	Nissan 4 Cyl.	89,00 mm
34136	TPR	798957-00-4	Piston ring set	Nissan 4 Cyl.	99,20 mm
34137	TPR	799165-00-4	Piston ring set	Nissan 4 Cyl.	96,00 mm
34159	TPR	798960-00-4	Piston ring set	Nissan 4 Cyl.	96,00 mm
34160	TPR	798956-00-6	Piston ring set	Nissan 6 Cyl.	96,00 mm
34162	TPR	799229-00-4	Piston ring set	Nissan 4 Cyl.	84,00 mm
34164	TPR	799118-00-4	Piston ring set	Nissan 4 Cyl.	96,00 mm
34166	TPR	798960-00-4	Piston ring set	Nissan 4 Cyl.	96,00 mm
34167	TPR	799131-00-4	Piston ring set	Nissan 4 Cyl.	86,00 mm
34177	TPR	799015-00-4	Piston ring set	Mitsubishi / Nissan 4 Cyl.	78,00 mm
34182	TPR	799191-00-4	Piston ring set	Nissan 4 Cyl.	89,00 mm
34198	TPR	799023-00-4	Piston ring set	Nissan 4 Cyl.	76,00 mm
34608	TPR	799007-00-6	Piston ring set	Nissan 6 Cyl.	86,00 mm
35510	TPR	799212-00-4	Piston ring set	Subaru 4 Cyl.	92,00 mm
35580	TPR	799426-00-1	Piston ring set	Suzuki 1 Cyl.	74,00 mm
35582	TPR	799424-00-3	Piston ring set	Suzuki 3 Cyl.	65,00 mm
35583	TPR	799420-00-4	Piston ring set	Suzuki 4 Cyl.	75,00 mm
35592	TPR	799430-00-4	Piston ring set	Suzuki 4 Cyl.	75,00 mm
35598	TPR	799428-00-3	Piston ring set	Suzuki 3 Cyl.	74,00 mm
35616	TPR	799429-00-4	Piston ring set	Suzuki 4 Cyl.	74,00 mm
35617	TPR	799431-00-4	Piston ring set	Suzuki 4 Cyl.	84,00 mm
35620	TPR	799401-00-3	Piston ring set	Suzuki 3 Cyl.	65,00 mm
35621	TPR	799419-00-3	Piston ring set	Suzuki 3 Cyl.	65,00 mm
35626	TPR	799425-00-4	Piston ring set	Suzuki 4 Cyl.	71,00 mm
35634	TPR	799431-00-4	Piston ring set	Suzuki 4 Cyl.	84,00 mm
35635	TPR	799403-00-4	Piston ring set	Suzuki 4 Cyl.	84,00 mm
35639	TPR	799460-00-3	Piston ring set	Suzuki 3 Cyl.	73,00 mm
35641	TPR	799460-00-4	Piston ring set	Suzuki 4 Cyl.	73,00 mm
35809	DPH	925121-1	Cylinder liner seal set	Volvo	130,18 mm
35810	TPR	799632-00-4	Piston ring set	Toyota 4 Cyl.	88,00 mm
35824	TPR	799618-00-2	Piston ring set	Toyota 2 Cyl.	80,00 mm
35832	TPR	799618-00-2	Piston ring set	Toyota 2 Cyl.	80,00 mm
35834	TPR	799715-00-4	Piston ring set	Toyota 4 Cyl.	95,00 mm
35859	TPR	799620-00-6	Piston ring set	Toyota 6 Cyl.	83,00 mm
35866	TPR	799636-00-4	Piston ring set	Toyota 4 Cyl.	84,00 mm
35867	TPR	799714-00-4	Piston ring set	Toyota / VW 4 Cyl.	92,00 mm
35877	TPR	799736-00-4	Piston ring set	Toyota 4 Cyl.	86,00 mm
35879	TPR	799604-00-4	Piston ring set	Toyota 4 Cyl.	73,00 mm
35879	TPR	799682-00-4	Piston ring set	Toyota 4 Cyl.	73,00 mm
35881	TPR	799661-00-4	Piston ring set	Toyota 4 Cyl.	92,00 mm
35889	TPR	799744-00-4	Piston ring set	Toyota 4 Cyl.	95,00 mm

VERGLEICHNUMMERN  
CROSS-REFERENCE  
Miscellaneous- SM

Cross ref.	Type	SM ref.:	Product Category	Manufacturer Type	Bore dia.
35892	TPR	799718-00-4	Piston ring set	Toyota 4 Cyl.	96,00 mm
35894	TPR	799668-00-4	Piston ring set	Toyota 4 Cyl.	78,70 mm
35901	TPR	799731-00-4	Piston ring set	Toyota 4 Cyl.	95,00 mm
35902	TPR	799640-00-4	Piston ring set	Toyota 4 Cyl.	86,00 mm
35907	TPR	799619-00-4	Piston ring set	Toyota 4 Cyl.	80,50 mm
35911	TPR	799734-00-4	Piston ring set	Toyota 4 Cyl.	86,00 mm
35911	TPR	799734-50-4	Piston ring set	Toyota 4 Cyl.	86,50 mm
35912	TPR	799735-00-4	Piston ring set	Toyota 4 Cyl.	86,00 mm
35915	TPR	799737-00-4	Piston ring set	Toyota 4 Cyl.	96,00 mm
35929	TPR	799747-00-4	Piston ring set	Toyota 4 Cyl.	99,50 mm
35937	TPR	799732-00-4	Piston ring set	Toyota 4 Cyl.	96,00 mm
35940	TPR	799736-00-4	Piston ring set	Toyota 4 Cyl.	86,00 mm
35968	TPR	799617-00-6	Piston ring set	Toyota 6 Cyl.	94,00 mm
35973	TPR	799614-00-4	Piston ring set	Toyota 4 Cyl.	75,00 mm
35974	TPR	799686-00-4	Piston ring set	Toyota 4 Cyl.	75,00 mm
35975	TPR	799929-00-4	Piston ring set	Toyota 4 Cyl.	75,00 mm
35977	TPR	799930-00-4	Piston ring set	Toyota 4 Cyl.	82,20 mm
35986	TPR	799742-00-4	Piston ring set	Toyota 4 Cyl.	92,00 mm
35991	TPR	799600-00-4	Piston ring set	Toyota 4 Cyl.	69,00 mm
35995	TPR	799681-00-4	Piston ring set	Toyota 4 Cyl.	86,00 mm
36032	TPR	799630-00-4	Piston ring set	Toyota 4 Cyl.	72,50 mm
36033	DPH	925112-1	Cylinder liner seal set	Volvo	120,65 mm
36034	DPH	925115-1	Cylinder liner seal set	Volvo	130,18 mm
36035	TPR	799685-00-6	Piston ring set	Toyota 6 Cyl.	75,00 mm
36046	TPR	799623-00-4	Piston ring set	Toyota 4 Cyl.	75,00 mm
36093	DPH	925104-1	Cylinder liner seal set	Volvo	104,775mm
36093	DPH	925132-1	Cylinder liner seal set	Volvo	104,775mm
36094	DPH	925105-1	Cylinder liner seal set	Volvo	104,775mm
36095	DPH	925103-1	Cylinder liner seal set	Volvo	98,43 mmm
36096	DPH	925102-1	Cylinder liner seal set	Volvo	98,43 mmm
36377	DPH	925110-1	Cylinder liner seal set	Volvo	120,65 mm
40011	RIKEN	795367-00-4	Piston ring set	Kia 4 Cyl.	71,00 mm
40021	RIKEN	791401-00-3	Piston ring set	Chevrolet / Daewoo 3 Cyl.	68,50 mm
40042	RIKEN	792450-00-4	Piston ring set	Hyundai 4 Cyl.	67,00 mm
40047	RIKEN	795372-00-2	Piston ring set	Kia 2 Cyl.	92,025mm
40097	RIKEN	792494-00-1	Piston ring set	Hyundai 1 Cyl.	135,00 mm
40100	RIKEN	797212-00-4	Piston ring set	Hyundai 4 Cyl.	100,00 mm
40101	RIKEN	792466-00-4	Piston ring set	Hyundai 4 Cyl.	82,30 mm
40112	RIKEN	792478-00-4	Piston ring set	Hyundai 4 Cyl.	75,50 mm
40124	RIKEN	792474-00-4	Piston ring set	Hyundai 4 Cyl.	86,00 mm
40162	RIKEN	792467-00-4	Piston ring set	Hyundai 4 Cyl.	82,00 mm
40166	RIKEN	792470-00-4	Piston ring set	Hyundai 4 Cyl.	77,00 mm
40168	RIKEN	792473-00-4	Piston ring set	Hyundai 4 Cyl.	88,00 mm
40172	RIKEN	791410-00-4	Piston ring set	Chevrolet / Daewoo 4 Cyl.	73,80 mm
40213	RIKEN	795375-00-4	Piston ring set	Kia 4 Cyl.	71,00 mm
40240	RIKEN	798656-00-4	Piston ring set	Kia / Mazda 4 Cyl.	86,00 mm
40325	RIKEN	792469-00-4	Piston ring set	Hyundai 4 Cyl.	85,00 mm
40345	RIKEN	793548-00-4	Piston ring set	Daewoo / Opel 4 Cyl.	76,50 mm
40404310	PC	793704-00-4	Piston ring set	Peugeot 4 Cyl.	84,00 mm
40430410U	PC	790433-00-1	Piston ring set	RVI 1 Cyl.	120,00 mm
40433490U	PC	793801-00-4	Piston ring set	Renault 4 Cyl.	71,50 mm
40435010U	PC	791312-00-1	Piston ring set	DAF 1 Cyl.	130,00 mm
40436130	PC	793614-00-2	Piston ring set	Chrysler / Perkins 2 Cyl.	100,00 mm
40436750U	PC	798513-00-4	Piston ring set	Kia / Mazda 4 Cyl.	71,00 mm
40525	RIKEN	792451-00-4	Piston ring set	Hyundai 4 Cyl.	91,10 mm
40527	RIKEN	797202-00-4	Piston ring set	Hyundai 4 Cyl.	66,00 mm
40528	RIKEN	795360-00-4	Piston ring set	Kia 4 Cyl.	94,50 mm
40695	RIKEN	798806-00-4	Piston ring set	Mitsubishi 4 Cyl.	91,10 mm
40765	RIKEN	797205-00-4	Piston ring set	Hyundai 4 Cyl.	75,50 mm
40770	RIKEN	792452-00-4	Piston ring set	Hyundai 4 Cyl.	71,50 mm
40832	RIKEN	792458-00-4	Piston ring set	Hyundai 4 Cyl.	82,00 mm
40837	RIKEN	792459-00-4	Piston ring set	Hyundai 4 Cyl.	77,40 mm
41008	TPR	791402-00-3	Piston ring set	Daewoo / Chevrolet / Renault 3 Cyl.	68,50 mm
41008	TPR	791402-00-4	Piston ring set	Daewoo / Chevrolet / Renault 4 Cyl.	68,50 mm
41155	RIKEN	795365-00-4	Piston ring set	Kia 4 Cyl.	100,00 mm
41175	RIKEN	795363-00-4	Piston ring set	Kia 4 Cyl.	98,00 mm
41177	RIKEN	795350-00-4	Piston ring set	Kia 4 Cyl.	92,00 mm
41265	RIKEN	795358-00-4	Piston ring set	Kia 4 Cyl.	92,00 mm
41832990U	PC	793738-00-4	Piston ring set	Citroen / Peugeot / Talbot 4 Cyl.	75,00 mm
41837670	PC	798030-00-4	Piston ring set	Isuzu 4 Cyl.	93,00 mm
42000	TPR	798806-00-4	Piston ring set	Mitsubishi 4 Cyl.	91,10 mm
42001	TPR	792451-00-4	Piston ring set	Hyundai 4 Cyl.	91,10 mm
42004	TPR	797205-00-4	Piston ring set	Hyundai 4 Cyl.	75,50 mm
42005	TPR	792466-00-4	Piston ring set	Hyundai 4 Cyl.	82,30 mm
42007	TPR	797212-00-4	Piston ring set	Hyundai 4 Cyl.	100,00 mm
42012	TPR	797215-00-4	Piston ring set	Hyundai 4 Cyl	104,00 mm
42032	TPR	792478-00-4	Piston ring set	Hyundai 4 Cyl.	75,50 mm
42033	TPR	792467-00-4	Piston ring set	Hyundai 4 Cyl.	82,00 mm
42036	TPR	792455-00-4	Piston ring set	Hyundai 4 Cyl.	67,00 mm
42037	TPR	792481-00-4	Piston ring set	Hyundai / Kia 4 Cyl.	91,00 mm

VERGLEICHNUMMERN  
CROSS-REFERENCE  
Miscellaneous- SM

Cross ref.	Type	SM ref.:	Product Category	Manufacturer Type	Bore dia.
42040	TPR	792474-00-4	Piston ring set	Hyundai 4 Cyl.	86,00 mm
42043	TPR	792474-00-4	Piston ring set	Hyundai 4 Cyl.	86,00 mm
42044	TPR	792473-00-4	Piston ring set	Hyundai 4 Cyl.	88,00 mm
42046	TPR	792465-00-4	Piston ring set	Hyundai 4 Cyl.	81,50 mm
42047	TPR	792491-00-4	Piston ring set	Hyundai / Kia 4 Cyl.	75,00 mm
42048	TPR	792413-00-4	Piston ring set	Hyundai 4 Cyl.	87,00 mm
42049	TPR	792610-00-1	Piston ring set	Hyundai / Kia 1 Cyl.	83,00 mm
42049	TPR	792610-00-3	Piston ring set	Hyundai 3 Cyl.	83,00 mm
42053	TPR	792470-00-4	Piston ring set	Hyundai 4 Cyl.	77,00 mm
43001	TPR	795350-00-4	Piston ring set	Kia 4 Cyl.	92,00 mm
43003	TPR	795358-00-4	Piston ring set	Kia 4 Cyl.	92,00 mm
43006	TPR	795372-00-2	Piston ring set	Kia 2 Cyl.	92,025mm
43008	TPR	795367-00-4	Piston ring set	Kia 4 Cyl.	71,00 mm
43009	TPR	795360-00-4	Piston ring set	Kia 4 Cyl.	94,50 mm
43010	TPR	795363-00-4	Piston ring set	Kia 4 Cyl.	98,00 mm
43011	TPR	795365-00-4	Piston ring set	Kia 4 Cyl.	100,00 mm
43013	TPR	798656-00-4	Piston ring set	Kia / Mazda 4 Cyl.	86,00 mm
43025	TPR	795369-00-4	Piston ring set	Kia 4 Cyl.	78,00 mm
46829	DPH	925114-1	Cylinder liner seal set	Volvo	130,18 mm
47901770	PC	795052-00-2	Piston ring set	Audi / Seat / Skoda / VW 2 Cyl.	82,50 mm
47901880	PC	795086-00-6	Piston ring set	Audi / Skoda / VW 6 Cyl.	78,30 mm
47902140	PC	795041-00-5	Piston ring set	Audi / VW / Volvo / Seat / Skoda 5 Cyl.	81,00 mm
47902260	PC	793145-00-1	Piston ring set	MAN 1 Cyl.	128,00 mm
47903560	PC	793559-00-4	Piston ring set	Opel / Vauxhall 4 Cyl.	79,00 mm
47904070	PC	795077-00-4	Piston ring set	Audi / Seat / Skoda / VW 4 Cyl.	76,50 mm
47904460	PC	795137-00-5	Piston ring set	Volvo 5 Cyl.	83,00 mm
47904490	PC	795136-00-6	Piston ring set	Volvo 6 Cyl.	81,00 mm
47904590	PC	795152-00-1	Piston ring set	Volvo 1 Cyl.	83,00 mm
47904600	PC	795159-00-1	Piston ring set	Volvo 1 Cyl.	120,00 mm
47904720	PC	793752-00-4	Piston ring set	Citroen / Peugeot 4 Cyl.	78,50 mm
47904910	PC	793914-00-1	Piston ring set	Scania 1 Cyl.	127,00 mm
47905440	PC	791307-00-1	Piston ring set	DAF 1 Cyl.	130,00 mm
47905490	PC	793451-00-1	Piston ring set	John Deere 1 Cyl.	106,50 mm
47906420	PC	792454-00-4	Piston ring set	Hyundai / Mitsubishi 4 Cyl.	91,10 mm
47906640	PC	793137-00-1	Piston ring set	MAN 1 Cyl.	130,00 mm
47906720	PC	798956-00-6	Piston ring set	Nissan 6 Cyl.	96,00 mm
47906720	PC	799165-00-4	Piston ring set	Nissan 4 Cyl.	96,00 mm
47906950	PC	791260-00-6	Piston ring set	Mercedes Benz 6 Cyl.	92,90 mm
47907160	PC	795003-00-4	Piston ring set	VW 4 Cyl.	76,50 mm
47907161	PC	795003-50-4	Piston ring set	VW 4 Cyl.	77,00 mm
47907860	PC	790411-00-1	Piston ring set	RVI 1 Cyl.	135,00 mm
47908120	PC	792481-00-4	Piston ring set	Hyundai / Kia 4 Cyl.	91,00 mm
47908200	PC	790755-00-4	Piston ring set	BMW / Mini 4 Cyl.	77,00 mm
47908200	PC	793775-00-4	Piston ring set	Citroen / Peugeot 4 Cyl.	77,00 mm
47908200	PC	793775-50-4	Piston ring set	Citroen / Peugeot 4 Cyl.	77,50 mm
47908240	PC	791271-00-2	Piston ring set	Mercedes Benz 2 Cyl.	102,00 mm
47908540	PC	790756-00-4	Piston ring set	BMW 4 Cyl.	84,00 mm
47908720	PC	794415-00-2	Piston ring set	Porsche 2 Cyl.	85,50 mm
48191	DPH	923906-1	Cylinder liner seal set	Scania	115,00 mm
49113	DPH	923302-1	Cylinder liner seal set	MWM / Fendt	105,00 mm
50059	TPR	791410-00-4	Piston ring set	Chevrolet / Daewoo 4 Cyl.	73,80 mm
50608	DPH	922701-1	Cylinder liner seal set	IHC	
50827	DPH	923904-1	Cylinder liner seal set	Scania	127,00 mm
50827 °	DPH	923902-1	Cylinder liner seal set	Scania	
50845	DPH	921045-1	Cylinder liner seal set	Mercedes Benz	125,00 mm
50846	DPH	921046-1	Cylinder liner seal set	Mercedes Benz	128,00 mm
50847	DPH	923101-1	Cylinder liner seal set	MAN	128,00 mm
52057480	PC	803703-00-1	Piston	Citroen / Peugeot	83,00 mm
52057481	PC	803703-50-1	Piston	Citroen / Peugeot	83,50 mm
52077480	PC	803702-00-1	Piston	Citroen / Peugeot	80,00 mm
52078280	PC	803709-00-1	Piston	Peugeot	83,00 mm
52078280	PC	803720-00-1	Piston	Peugeot	83,00 mm
52924480	PC	803706-00-1	Piston	Peugeot	94,00 mm
52924481	PC	803706-40-1	Piston	Peugeot	94,40 mm
53053280	PC	803729-00-1	Piston	Citroen / Renault	88,01 mm
53241280	PC	803724-00-1	Piston	Citroen / Fiat /Peugeot	88,00 mm
53522480	PC	803828-00-1	Piston	Renault	86,00 mm
55072280	PC	803731-00-1	Piston	Citroen / Fiat / Peugeot	86,00 mm
56000180	PC	802021-00-1	Piston	Chevrolet / Fiat / Lancia / Opel / Suzuki/Vauxhall	69,60 mm
5600018C	PC	802021-40-1	Piston	Chevrolet / Fiat / Lancia / Opel / Suzuki/Vauxhall	70,00 mm
56000380	PC	802026-00-1	Piston	Fiat / Lancia	70,80 mm
56002680	PC	802023-00-1	Piston	Alfa/Fiat/Lancia/Opel/Saab/Suzuki/Vauxhall	82,00 mm
5600268C	PC	802023-40-1	Piston	Alfa/Fiat/Lancia/Opel/Saab/Suzuki/Vauxhall	82,40 mm
56002881	PC	805033-50-1	Piston	Audi / Seat / Skoda / VW	77,01 mm
56003080	PC	803832-00-1	Piston	Dacia / Nissan / Renault	79,51 mm
56003680	PC	805143-00-1	Piston	Volvo	120,00 mm
56008981	PC	805024-50-1	Piston	Seat / Skoda / VW	80,01 mm
56009181	PC	805025-50-1	Piston	Seat / Skoda / VW	80,01 mm
56009580	PC	805036-00-1	Piston	Skoda / VW	76,51 mm
56011980	PC	802036-00-1	Piston	Fiat / Lancia	70,00 mm

VERGLEICHNUMMERN  
CROSS-REFERENCE  
Miscellaneous- SM

Cross ref.	Type	SM ref.:	Product Category	Manufacturer Type	Bore dia.
56016480	PC	802022-00-1	Piston	Fiat / Lancia	70,80 mm
56016480C	PC	802022-40-1	Piston	Fiat / Lancia	71,20 mm
56023280	PC	802050-00-1	Piston	Iveco	137,00 mm
56029680	PC	802030-00-1	Piston	Fiat / Iveco	125,00 mm
56038580	PC	803716-00-1	Piston	Citroen / Fiat / Peugeot / Talbot	93,00 mm
56038581	PC	803716-50-1	Piston	Citroen / Fiat / Peugeot / Talbot	93,50 mm
56038980	PC	803518-00-1	Piston	Opel / Suzuki / Vauxhall	73,40 mm
56039080	PC	803519-00-1	Piston	Opel / Vauxhall	73,40 mm
56039180	PC	803520-00-1	Piston	Opel / Vauxhall	73,40 mm
56039380	PC	803514-00-1	Piston	Opel / Vauxhall	79,00 mm
56039880	PC	803517-00-1	Piston	Opel / Vauxhall	72,50 mm
56043080	PC	801089-00-1	Piston	Mercedes Benz	102,00 mm
560470800	PC	805046-00-1	Piston	Audi / Ford / Seat / Skoda / VW	79,51 mm
56047180	PC	805047-00-1	Piston	Audi / Ford / Seat / Skoda / VW	79,51 mm
56047580	PC	805039-00-1	Piston	Audi / Seat / Skoda / VW	79,50 mm
56047680	PC	805040-00-1	Piston	Audi / Seat / Skoda / VW	79,50 mm
56062080	PC	802006-00-1	Piston	Citroen / Fiat	86,40 mm
5606208C	PC	802006-40-1	Piston	Citroen / Fiat	86,80 mm
56062580	PC	802020-00-1	Piston	Fiat / Iveco	104,00 mm
56103480	PC	805144-00-1	Piston	Volvo	105,57 mm
56112980	PC	805163-00-1	Piston	Volvo	120,64 mm
56113580	PC	805161-00-1	Piston	Volvo	130,18 mm
56114180	PC	805164-00-1	Piston	Volvo	144,00 mm
56122480	PC	801010-00-1	Piston	Kompressor / Mercedes Benz	94,00 mm
56124980	PC	801043-00-1	Piston	Kompressor / MAN / Mercedes Benz	100,00 mm
56129580	PC	803150-00-1	Piston	MAN	128,00 mm
56131680	PC	803818-00-1	Piston	Nissan / Renault	80,00 mm
56133080	PC	803732-00-1	Piston	Peugeot	86,00 mm
56133180	PC	801515-00-1	Piston	KHD	91,00 mm
56134880	PC	803719-00-1	Piston	Citroen / Fiat / Iveco / Lada / Peugeot / Suzuki	83,00 mm
56137780	PC	802032-00-1	Piston	Fiat / Iveco	135,00 mm
56138380	PC	803142-00-1	Piston	MAN	108,00 mm
56139980	PC	805029-00-1	Piston	Audi / Mitsubishi / Seat / Skoda / VW	81,01 mm
56143880	PC	801055-00-1	Piston	Mercedes Benz	92,90 mm
56145580	PC	803102-00-1	Piston	MAN / Neoplan	126,00 mm
5614780	PC	803718-00-1	Piston	Peugeot	94,00 mm
56150880	PC	801087-00-1	Piston	Mercedes Benz	130,00 mm
56156480	PC	805118-00-1	Piston	Volvo	131,00 mm
56157980	PC	803829-00-1	Piston	Nissan / Renault	69,00 mm
59683680	PC	803807-00-1	Piston	Renault	80,00 mm
59683681	PC	803807-50-1	Piston	Renault	80,50 mm
59719480	PC	803726-00-1	Piston	Citroen / Nissan / Peugeot / Rover	77,00 mm
59725480	PC	803707-00-1	Piston	Peugeot	92,00 mm
59743580	PC	805162-00-1	Piston	Volvo	130,18 mm
59801280	PC	803817-00-1	Piston	Nissan / Renault	69,00 mm
59801280	PC	803817-50-1	Piston	Nissan / Renault	69,50 mm
59811280	PC	803840-00-1	Piston	Dacia / Renault	80,00 mm
59811281	PC	803840-50-1	Piston	Dacia / Renault	80,50 mm
59813280	PC	803823-00-1	Piston	Nissan / Opel / Renault	80,00 mm
59813281	PC	803823-50-1	Piston	Nissan / Opel / Renault	80,50 mm
59816780	PC	803749-00-1	Piston	Citroen / Fiat / Ford / Lancia / Peugeot / Suzuki	85,00 mm
59816781	PC	803749-50-1	Piston	Citroen / Fiat / Ford / Lancia / Peugeot / Suzuki	85,50 mm
59817280	PC	803712-00-1	Piston	Peugeot	72,00 mm
59818280	PC	803711-00-1	Piston	Citroen / Ford / Peugeot / Toyota	73,70 mm
59818280	PC	803711-50-1	Piston	Citroen / Ford / Peugeot / Toyota	74,20 mm
59819480	PC	803831-00-1	Piston	Dacia / Nissan / Renault / Suzuki	76,00 mm
59819481	PC	803831-50-1	Piston	Dacia / Nissan / Renault / Suzuki	76,50 mm
59825480	PC	803830-00-1	Piston	Dacia / Nissan / Renault / Suzuki	76,00 mm
59836580	PC	803609-00-1	Piston	Perkins	100,00 mm
60474480	PC	953710-4	Cylinder liner	Citroen / Fiat / Iveco / Peugeot / Talbot	semi
61001	TPR	793554-00-6	Piston ring set	Chrysler / Opel 6 Cyl.	86,00 mm
62366280	PC	953709-4	Cylinder liner	Citroen / Renault	semi
62370280	PC	953807-4	Cylinder liner	Renault	88,00 mmm
63007280	PC	953712-4	Cylinder liner	Peugeot	72,00 mmm
64000180	PC	955143-1	Cylinder liner	Volvo	120,00 mm
64003580	PC	955163-1	Cylinder liner	Volvo	120,64 mm
64004080	PC	951091-1	Cylinder liner	Kompressor MAN / Mercedes Benz	100,00 mm
64007180	PC	955144-1	Cylinder liner	Volvo	105,57 mm
64007180	PC	955144-2	Cylinder liner with seal set	Volvo	105,57 mm
64008780	PC	955164-1	Cylinder liner	Volvo	144,00 mm
64032680	PC	951010-1	Cylinder liner	Kompressor / Mercedes Benz	94,00 mmm
64037580	PC	953706-4	Cylinder liner	Citroen / Ford / Mazda / Mini / Peugeot	semi
64044080	PC	953103-1	Cylinder liners	MAN / Neoplan	126,00 mm
64044080	PC	953103-2	Cylinder liner with seal set	MAN / Neoplan	126,00 mm
64045080	PC	955162-1	Cylinder liner	Volvo / Renault	131,00 mm
64045080	PC	955162-2	Cylinder liner with seal set	Volvo / Renault	131,00 mm
64045180	PC	951097-1	Cylinder liner	Mercedes Benz	130,00 mm
64046280	PC	955161-1	Cylinder liner	Volvo / Renault	131,00 mm
64046280	PC	955161-2	Cylinder liner with seal set	Volvo / Renault	131,00 mm
70072012	PC	813725-4	Assembly	Citroen / Fiat / Iveco / Peugeot	84,00 mm



**VERGLEICHNUMMERN**  
**CROSS-REFERENCE**  
**Miscellaneous- SM**

Cross ref.	Type	SM ref.:	Product Category	Manufacturer Type	Bore dia.
70080212	PC	813721-4	Assembly	Peugeot	84,00 mm
7080010000	NPR	958008-1	Cylinder liner	Isuzu	93,00 mmm
71 3770 0000	NPR	803751-00-1	Piston	Citroen / Peugeot	77,00 mm
7112780000	NPR	801083-00-1	Piston	Smart 599 ccm	63,50 mm
7112782500	NPR	801083-25-1	Piston	Smart 599 ccm	63,75 mm
7112785000	NPR	801083-50-1	Piston	Smart 599 ccm	64,00 mm
7112800000	NPR	801084-00-1	Piston	Smart 698 ccm	66,50 mm
7112802500	NPR	801084-25-1	Piston	Smart 698 ccm	66,75 mm
7112805000	NPR	801084-50-1	Piston	Smart 698 ccm	67,00 mm
7114010000	NPR	801401-00-1	Piston	Chevrolet / Daewoo	68,50 mm
7114050000	NPR	801405-00-1	Piston	Chevrolet / Daewoo	76,50 mm
7114055000	NPR	801405-50-1	Piston	Chevrolet / Daewoo	77,00 mm
7114120000	NPR	801409-00-1	Piston	Chevrolet / Daewoo	68,50 mm
7115640000	NPR	801525-00-1	Piston	KHD	102,00 mm
71201900	NPR	802044-00-1	Piston	Alfa Romeo / Fiat / Lancia / Opel / Vauxhall	69,60 mm
71201940	NPR	802044-40-1	Piston	Alfa Romeo / Fiat / Lancia / Opel / Vauxhall	70,00 mm
7120850000	NPR	802026-00-1	Piston	Fiat / Lancia	70,80 mm
7121670000	NPR	802124-00-1	Piston	Ford	86,00 mm
7121752500	NPR	802128-00-1	Piston	Ford	71,91 mm
7124490000	NPR	802416-00-1	Piston	Hyundai / Mitsubishi	91,10 mm
7124500000	NPR	802417-00-1	Piston	Hyundai / Mitsubishi	91,10 mm
7124510000	NPR	802409-00-1	Piston	Hyundai	91,10 mm
7124520000	NPR	802404-00-1	Piston	Hyundai	75,50 mm
7124540000	NPR	805304-00-1	Piston	Hyundai / Kia	67,00 mm
7124550000	NPR	802406-00-1	Piston	Hyundai	66,00 mm
7124600000	NPR	802415-00-1	Piston	Hyundai	76,50 mm
7124620000	NPR	802412-00-1	Piston	Hyundai / Kia	75,00 mm
71247700	NPR	802437-00-1	Piston	Hyundai	76,50 mm
71-2478-00	NPR	805314-00-1	Piston	Hyundai / Kia	75,50 mm
71-2478-50	NPR	805314-50-1	Piston	Hyundai / Kia	76,00 mm
7124870000	NPR	805301-00-1	Piston	Hyundai / Kia	77,00 mm
71-2492-0000	NPR	802423-00-1	Piston	Hyundai	84,00 mm
7124940000	NPR	805312-00-1	Piston	Kia	77,20 mm
7126100000	NPR	802418-00-1	Piston	Hyundai / Kia	83,00 mm
7135590000	NPR	803514-00-1	Piston	Opel / Vauxhall	79,00 mm
7137180000	NPR	803714-00-1	Piston	Peugeot	75,00 mm
71-3770-50	NPR	803751-50-1	Piston	Citroen / Peugeot	77,50 mm
7137720000	NPR	803739-00-1	Piston	Citroen / Mini / Peugeot	77,00 mm
7138040000	NPR	803848-00-1	Piston	Nissan / Opel / Renault / Vauxhall	85,01 mm
7138140000	NPR	803802-00-1	Piston	Dacia / Nissan / Renault	76,00 mm
7138145000	NPR	803802-50-1	Piston	Dacia / Nissan / Renault	76,50 mm
7138225000	NPR	803803-50-1	Piston	Fiat/Mercedes Benz/Nissan/Opel/Renault/Vauxhall	80,519 mm
7161100000	NPR	806101-00-1	Piston	Gonow	65,50 mm
7170350000	NPR	807003-00-1	Piston	Daihatsu / Toyota	72,00 mm
7170380000	NPR	807002-00-1	Piston	Daihatsu / Toyota	72,00 mm
7180010000	NPR	808007-00-1	Piston	Isuzu	93,00 mm
7180020000	NPR	808008-00-1	Piston	Isuzu	93,00 mm
71-8767-0000	NPR	808808-00-1	Piston	Mitsubishi / BYD	76,00 mm
7188070000	NPR	808802-00-1	Piston	Hyundai / Mitsubishi	91,10 mm
7191580000	NPR	809101-00-1	Piston	Nissan	96,00 mm
7191670000	NPR	809103-00-1	Piston	Nissan	99,20 mm
7191910000	NPR	809106-00-1	Piston	Nissan	89,00 mm
7194000000	NPR	809403-00-1	Piston	Suzuki	68,50 mm
7194130000	NPR	809402-00-1	Piston	Bedford / Suzuki / Vauxhall	65,50 mm
7194135000	NPR	809402-50-1	Piston	Bedford / Suzuki / Vauxhall	66,00 mm
7194150000	NPR	809401-00-1	Piston	Suzuki	68,50 mm
7194290000	NPR	809404-00-1	Piston	Suzuki	74,00 mm
7194600000	NPR	809406-00-1	Piston	Suzuki	73,00 mm
71-9461-0000	NPR	809407-00-1	Piston	Suzuki	73,00 mm
7196010000	NPR	809604-00-1	Piston	Citroen / Daihatsu / Peugeot / Subaru / Toyota	71,00 mm
7196820000	NPR	809601-00-1	Piston	Toyota	73,00 mm
7196860000	NPR	809602-00-1	Piston	Toyota	75,00 mm
7196860000	NPR	809603-00-1	Piston	Toyota	75,00 mm
71-9691-0000	NPR	809605-00-1	Piston	Toyota / Lifan	78,70 mm
7197330000	NPR	809705-00-1	Piston	Toyota	102,00 mm
7197420000	NPR	809704-00-1	Piston	Toyota	92,00 mm
7197510000	NPR	809703-00-1	Piston	Toyota	92,00 mm
7197540000	NPR	809706-00-1	Piston	Toyota	94,00 mm
7197580000	NPR	809707-00-1	Piston	Toyota	96,00 mm
7197590000	NPR	809702-00-1	Piston	Toyota	99,50 mm
7197600000	NPR	809701-00-1	Piston	Toyota	86,00 mm
72004042	PC	813844-4	Assembly	Renault / Volvo	76,00 mm
72005042	PC	813845-4	Assembly	Renault	79,00 mm
72078112	PC	813720-4	Assembly	Peugeot	83,00 mm
72146042	PC	813727-4	Assembly	Citroen / Peugeot	70,00 mm
7238020000	NPR	803846-00-1	Piston	Renault	75,80 mm
7238030000	NPR	813847-4	Assembly	Renault	75,80 mm
72800500	NPR	818002-1	Assembly	Isuzu	100,00 mm
72952042	PC	813723-4	Assembly	Peugeot	78,00 mm
73053012	PC	813729-4	Assembly	Citroen / Renault	88,01 mm

**VERGLEICHNUMMERN**  
**CROSS-REFERENCE**  
**Miscellaneous- SM**

Cross ref.	Type	SM ref.:	Product Category	Manufacturer Type	Bore dia.
73241012	PC	813728-4	Assembly	Citroen / Fiat / Peugeot	88,00 mm
73241042	PC	813724-4	Assembly	Citroen / Fiat / Peugeot	88,00 mm
75071112	PC	813750-4	Assembly	Citroen / Peugeot	83,00 mm
75200042	PC	813842-4	Assembly	DAF / Renault / Volvo	70,00 mm
76003612	PC	815143-2	Assembly	Volvo	120,00 mm
76055212	PC	811520-1	Assembly	KHD	100,00 mm
76096212	PC	813824-4	Assembly	Renault	86,00 mm
76103411	PC	815144-2	Assembly	Volvo	105,57 mm
76112311	PC	815108-2	Assembly	Volvo	104,775 mm
76112912	PC	815163-2	Assembly	Volvo	120,64 mm
76113512	PC	815161-1	Assembly	Volvo	130,18 mm
76114011	PC	815165-1	Assembly	Volvo	144,00 mm
76114111	PC	815164-1	Assembly	Volvo	144,00 mm
7612241	PC	811010-1	Assembly	Kompressor / Mercedes Benz	94,00 mm
76124912	PC	811090-1	Assembly	Kompressor MAN / Mercedes Benz	100,00 mm
76124915	PC	811091-1	Assembly	Kompressor MAN / Mercedes Benz	100,00 mm
76127911	PC	813137-1	Assembly	MAN	108,00 mm
76133810	PC	815160-2	Assembly	Volvo	131,00 mm
761455100	PC	813102-2	Assembly	MAN / Neoplan	126,00 mm
76150810	PC	811088-2	Assembly	Mercedes Benz	130,00 mm
77003042	PC	813843-4	Assembly	Dacia / DAF / Renault / Volvo	73,00 mm
7914000000	NPR	791402-00-3	Piston ring set	Daewoo / Chevrolet / Renault 3 Cyl.	68,50 mm
7914000000	NPR	791402-00-4	Piston ring set	Daewoo / Chevrolet / Renault 4 Cyl.	68,50 mm
79-14080000	NPR	793549-00-4	Piston ring set	Chevrolet / Daewoo / Opel / Saab / Vauxhall 4 Cyl.	80,50 mm
7914090000	NPR	793521-00-4	Piston ring set	Chevrolet / Daewoo 4 Cyl.	69,70 mm
7924000000	NPR	795370-00-4	Piston ring set	Hyundai / Kia 4 Cyl.	67,00 mm
7924005000	NPR	795370-50-4	Piston ring set	Hyundai / Kia 4 Cyl.	67,50 mm
7924020000	NPR	792493-00-4	Piston ring set	Hyundai / Kia 4 Cyl.	71,00 mm
7924060000	NPR	792406-00-4	Piston ring set	Hyundai / Kia 4 Cyl.	81,00 mm
7924100000	NPR	792470-00-4	Piston ring set	Hyundai 4 Cyl.	77,00 mm
7924530000	NPR	797202-00-4	Piston ring set	Hyundai 4 Cyl.	66,00 mm
7924532500	NPR	797202-25-4	Piston ring set	Hyundai 4 Cyl.	66,25 mm
7924535000	NPR	797202-50-4	Piston ring set	Hyundai 4 Cyl.	66,50 mm
7924560000	NPR	797212-00-4	Piston ring set	Hyundai 4 Cyl.	100,00 mm
7924570000	NPR	797215-00-4	Piston ring set	Hyundai 4 Cyl.	104,00 mm
7924700000	NPR	798735-00-4	Piston ring set	Hyundai / Mitsubishi 4 Cyl.	86,50 mm
7924820000	NPR	798710-00-4	Piston ring set	Citroen / Hyundai / Mitsubishi / Peugeot 4 Cyl.	88,00 mm
7924850000	NPR	792494-00-1	Piston ring set	Hyundai 1 Cyl.	135,00 mm
7924920000	NPR	792463-00-4	Piston ring set	Hyundai / Kia 4 Cyl.	84,00 mm
7924940000	NPR	792492-00-4	Piston ring set	Hyundai / Kia 4 Cyl.	77,20 mm
79249600	NPR	792413-00-4	Piston ring set	Hyundai 4 Cyl.	87,00 mm
79249650	NPR	792413-50-4	Piston ring set	Hyundai 4 Cyl.	87,50 mm
7924970000	NPR	792498-00-4	Piston ring set	Hyundai 4 Cyl.	85,40 mm
7953660000	NPR	795370-00-4	Piston ring set	Hyundai / Kia 4 Cyl.	67,00 mm
7953665000	NPR	795370-50-4	Piston ring set	Hyundai / Kia 4 Cyl.	67,50 mm
7953700000	NPR	795372-00-2	Piston ring set	Kia 2 Cyl.	92,025mm
7962500000	NPR	790095-00-4	Piston ring set	Great Wall 4 Cyl.	83,10 mm
79635142	PC	813846-4	Assembly	Dacia / Renault	75,80 mm
79682142	PC	813847-4	Assembly	Renault	75,80 mm
7970270000	NPR	797026-00-4	Piston ring set	Daihatsu 4 Cyl.	76,00 mm
7972050000	NPR	797205-00-4	Piston ring set	Hyundai 4 Cyl.	75,50 mm
7973430000	NPR	797342-00-1	Piston ring set	Hino / Kia 1 Cyl.	137,00 mm
7973450000	NPR	797342-00-1	Piston ring set	Hino / Kia 1 Cyl.	137,00 mm
7973540000	NPR	797353-00-1	Piston ring set	Hino 1 Cyl.	146,00 mm
7974220000	NPR	797421-00-1	Piston ring set	Hino 1 Cyl.	150,00 mm
79743312	PC	815162-1	Assembly	Volvo	130,18 mm
7976000000	NPR	795011-00-4	Piston ring set	Audi / Honda / Hyundai / Kia / Seat / Skoda / VW 4 Cyl.	71,00 mm
7976030000	NPR	797668-00-4	Piston ring set	Honda 4 Cyl.	81,00 mm
7976090000	NPR	797611-00-4	Piston ring set	Honda / Rover 4 Cyl.	72,00 mm
7976095000	NPR	797611-50-4	Piston ring set	Honda 4 Cyl.	72,50 mm
7976160000	NPR	797642-00-4	Piston ring set	Honda 4 Cyl.	77,00 mm
7976330000	NPR	797615-00-4	Piston ring set	Honda 4 Cyl.	74,00 mm
7976440000	NPR	797624-00-4	Piston ring set	Honda 4 Cyl.	81,00 mm
7976445000	NPR	797624-50-4	Piston ring set	Honda 4 Cyl.	81,50 mm
79799142	PC	813722-4	Assembly	Peugeot	75,00 mm
79800112	PC	813730-4	Assembly	Citroen / Peugeot	75,00 mm
7980280000	NPR	792172-00-4	Piston ring set	Ford / Isuzu / Mazda / Volvo 4 Cyl.	87,50 mm
7980282500	NPR	792172-25-4	Piston ring set	Ford / Isuzu / Mazda / Volvo 4 Cyl.	87,75 mm
7980360000	NPR	798108-00-2	Piston ring set	Isuzu 2 Cyl.	100,00 mm
7980390000	NPR	798108-00-2	Piston ring set	Isuzu 2 Cyl.	100,00 mm
7981580000	NPR	798158-00-4	Piston ring set	Isuzu / JMC 4 Cyl.	93,00 mm
79817211	PC	813712-4	Assembly	Peugeot	72,00 mm
7982030000	NPR	798224-00-2	Piston ring set	Komatsu 2 Cyl.	105,00 mm
7982210000	NPR	798220-00-2	Piston ring set	Komatsu 2 Cyl.	95,00 mm
7982260000	NPR	798226-00-2	Piston ring set	Komatsu 2 Cyl.	110,00 mm
7985010000	NPR	798657-00-4	Piston ring set	Mazda 4 Cyl.	86,00 mm
7985350000	NPR	798529-00-4	Piston ring set	Mazda 4 Cyl.	86,00 mm
7985520000	NPR	792172-00-4	Piston ring set	Ford / Isuzu / Mazda / Volvo 4 Cyl.	87,50 mm
7985522500	NPR	792172-25-4	Piston ring set	Ford / Isuzu / Mazda / Volvo 4 Cyl.	87,75 mm
7987080000	NPR	792461-00-4	Piston ring set	Hyundai / Mitsubishi 4 Cyl.	71,00 mm

VERGLEICHNUMMERN  
CROSS-REFERENCE  
Miscellaneous- SM

Cross ref.	Type	SM ref.:	Product Category	Manufacturer Type	Bore dia.
7987100000	NPR	798710-00-4	Piston ring set	Citroen /Hyundai /Mitsubishi /Peugeot 4 Cyl.	88,00 mm
7987340000	NPR	798735-00-4	Piston ring set	Hyundai / Mitsubishi 4 Cyl.	86,50 mm
7987460000	NPR	798745-00-4	Piston ring set	Mitsubishi 4 Cyl.	85,00 mm
7987630000	NPR	798740-00-4	Piston ring set	Mitsubishi 4 Cyl.	75,50 mm
7988070000	NPR	792454-00-4	Piston ring set	Hyundai / Mitsubishi 4 Cyl.	91,10 mm
7988210000	NPR	798877-00-1	Piston ring set	Mitsubishi 1 Cyl.	118,00 mm
7988390000	NPR	798867-00-2	Piston ring set	Mitsubishi 2 Cyl.	104,00 mm
7988390000	NPR	798867-00-4	Piston ring set	Mitsubishi 4 Cyl.	104,00 mm
7988420000	NPR	798873-00-2	Piston ring set	Mitsubishi 2 Cyl.	110,00 mm
7988440000	NPR	798877-00-1	Piston ring set	Mitsubishi 1 Cyl.	118,00 mm
7988700000	NPR	798820-00-1	Piston ring set	Mitsubishi 1 Cyl.	110,00 mm
7988710000	NPR	798873-00-2	Piston ring set	Mitsubishi 2 Cyl.	110,00 mm
7988780000	NPR	798877-00-1	Piston ring set	Mitsubishi 1 Cyl.	118,00 mm
79-90260000	NPR	799020-00-4	Piston ring set	Nissan 4 Cyl.	84,00 mm
7991290000	NPR	799127-00-1	Piston ring set	Nissan 1 Cyl.	135,00 mm
7991420000	NPR	799164-00-2	Piston ring set	Nissan 2 Cyl.	96,00 mm
7991610000	NPR	798959-00-2	Piston ring set	Nissan 2 Cyl.	96,00 mm
7991630000	NPR	799164-00-2	Piston ring set	Nissan 2 Cyl.	96,00 mm
7991900000	NPR	799035-00-4	Piston ring set	Nissan / Mitsubishi 4 Cyl.	66,00 mm
7994000000	NPR	799440-00-3	Piston ring set	Suzuki 3 Cyl.	68,50 mm
7994000000	NPR	799440-00-4	Piston ring set	Suzuki 4 Cyl.	68,50 mm
7994001000	NPR	799440-10-3	Piston ring set	Suzuki 3 Cyl.	69,50 mm
7994001000	NPR	799440-10-4	Piston ring set	Suzuki 4 Cyl.	69,50 mm
7994005000	NPR	799440-50-3	Piston ring set	Suzuki 3 Cyl.	69,00 mm
7994005000	NPR	799440-50-4	Piston ring set	Suzuki 4 Cyl.	69,00 mm
7994020000	NPR	799430-00-4	Piston ring set	Suzuki 4 Cyl.	75,00 mm
7994160000	NPR	799426-00-1	Piston ring set	Suzuki 1 Cyl.	74,00 mm
7994270000	NPR	799426-00-1	Piston ring set	Suzuki 1 Cyl.	74,00 mm
7994330000	NPR	799433-00-3	Piston ring set	Suzuki 3 Cyl.	68,00 mm
7994370000	NPR	799441-00-4	Piston ring set	Suzuki 4 Cyl.	72,00 mm
7994380000	NPR	799426-00-1	Piston ring set	Suzuki 1 Cyl.	74,00 mm
7994390000	NPR	799431-00-4	Piston ring set	Suzuki 4 Cyl.	84,00 mm
7996080000	NPR	799608-00-4	Piston ring set	Toyota 4 Cyl.	75,00 mm
7996090000	NPR	799609-00-6	Piston ring set	Toyota 6 Cyl.	75,00 mm
7996110000	NPR	799687-00-4	Piston ring set	Toyota 4 Cyl.	76,00 mm
7996160000	NPR	799600-00-4	Piston ring set	Toyota 4 Cyl.	69,00 mm
7996300000	NPR	799628-00-4	Piston ring set	Toyota 4 Cyl.	81,00 mm
79966100	NPR	799661-00-4	Piston ring set	Toyota 4 Cyl.	92,00 mm
7996840000	NPR	799667-00-4	Piston ring set	Toyota 4 Cyl.	74,00 mm
7996960000	NPR	799625-00-4	Piston ring set	Daihatsu / Subaru / Toyota 4 Cyl	72,50 mm
7996965000	NPR	799625-50-4	Piston ring set	Daihatsu / Subaru / Toyota 4 Cyl	73,00 mm
7997020000	NPR	799736-00-4	Piston ring set	Toyota 4 Cyl.	86,00 mm
7999260000	NPR	799736-00-4	Piston ring set	Toyota 4 Cyl.	86,00 mm
7999265000	NPR	799736-50-4	Piston ring set	Toyota 4 Cyl.	86,50 mm
80038	DPH	921047-1	Tombackring	Mercedes Benz	
80468	DPH	921049-1	Cylinder liner seal set	Mercedes Benz	125,00mm
82186	DPH	923705-1	Cylinder liner seal set	Citroen / Peugeot	
8901010000	NPR	790101-00-4	Piston ring set	Alfa Romeo 4 Cyl.	74,00 mm
8901070000	NPR	790107-00-4	Piston ring set	Alfa Romeo 4 Cyl.	78,00 mm
8904210000	NPR	790421-00-1	Piston ring set	RVI 1 Cyl.	120,00 mm
8904230000	NPR	790431-00-1	Piston ring set	RVI 1 Cyl.	123,00 mm
8904240000	NPR	790429-00-1	Piston ring set	RVI 1 Cyl.	123,85 mm
8904250000	NPR	790432-00-1	Piston ring set	RVI 1 Cyl.	123,00 mm
8907260000	NPR	790745-00-4	Piston ring set	BMW 4 Cyl.	77,00 mm
8907420000	NPR	790742-00-6	Piston ring set	BMW 6 Cyl.	84,00 mm
8907510000	NPR	790751-00-4	Piston ring set	BMW 4 Cyl.	89,00 mm
8907560000	NPR	790756-00-4	Piston ring set	BMW 4 Cyl.	84,00 mm
8907565000	NPR	790756-50-4	Piston ring set	BMW 4 Cyl.	84,50 mm
8907950000	NPR	790739-00-1	Piston ring set	BMW 1 Cyl.	82,00 mm
8907950000	NPR	790739-00-2	Piston ring set	BMW 2 Cyl.	82,00 mm
8908070000	NPR	790817-00-1	Piston ring set	Cummins 1 Cyl.	114,00 mm
8910110000	NPR	791049-00-6	Piston ring set	Mercedes Benz 6 Cyl.	88,50 mm
8910210000	NPR	791022-00-1	Piston ring set	Mercedes Benz 1 Cyl.	125,00 mm
8910355000	NPR	791035-50-4	Piston ring set	Mercedes Benz 4 Cyl.	87,50 mm
8910450000	NPR	791087-00-2	Piston ring set	Mercedes Benz 2 Cyl.	125,00 mm
8910490000	NPR	791049-00-6	Piston ring set	Mercedes Benz 6 Cyl.	88,50 mm
8910550000	NPR	791090-00-1	Piston ring set	Mercedes Benz 1 Cyl.	130,00 mm
8911190000	NPR	791119-00-4	Piston ring set	Citroen 4 Cyl.	93,50 mm
8911450000	NPR	793562-00-4	Piston ring set	Citroen / Isuzu / Opel / Peugeot / Saab 4 Cyl.	86,00 mm
8911455000	NPR	793562-50-4	Piston ring set	Citroen / Isuzu / Opel / Peugeot / Saab 4 Cyl.	86,50 mm
8912510000	NPR	791251-00-3	Piston ring set	Mercedes Benz / Smart 3 Cyl.	66,50 mm
8912512500	NPR	791251-25-3	Piston ring set	Mercedes Benz / Smart 3 Cyl.	66,75 mm
8912515000	NPR	791251-50-3	Piston ring set	Mercedes Benz / Smart 3 Cyl.	67,00 mm
8912520000	NPR	791252-00-3	Piston ring set	Mercedes Benz / Smart 3 Cyl.	66,50 mm
8912530000	NPR	791040-00-4	Piston ring set	Mercedes Benz 4 Cyl.	95,50 mm
8912550000	NPR	791255-00-4	Piston ring set	Mercedes Benz 4 Cyl.	83,00 mm
8912690000	NPR	791272-00-4	Piston ring set	Mercedes Benz 4 Cyl.	82,00 mm
8912710000	NPR	791271-00-2	Piston ring set	Mercedes Benz 2 Cyl.	102,00 mm
8912730000	NPR	791273-00-3	Piston ring set	Mercedes Benz / Smart 3 Cyl.	72,00 mm
8912740000	NPR	791077-00-4	Piston ring set	Mercedes Benz 4 Cyl.	88,00 mm

VERGLEICHNUMMERN  
CROSS-REFERENCE  
Miscellaneous- SM

Cross ref.	Type	SM ref.:	Product Category	Manufacturer Type	Bore dia.
8912740000	NPR	791089-00-1	Piston ring set	Mercedes Benz 1 Cyl.	88,00 mm
8912745000	NPR	791077-50-4	Piston ring set	Mercedes Benz 4 Cyl.	88,50 mm
8912745000	NPR	791089-50-1	Piston ring set	Mercedes Benz 1 Cyl.	88,50 mm
8912750000	NPR	791275-00-1	Piston ring set	Mercedes Benz 1 Cyl.	88,00 mm
8912755000	NPR	791275-50-1	Piston ring set	Mercedes Benz 1 Cyl.	88,50 mm
8912780000	NPR	791281-00-3	Piston ring set	Mercedes Benz / Smart 3 Cyl.	63,50 mm
8912782500	NPR	791281-25-3	Piston ring set	Mercedes Benz / Smart 3 Cyl.	63,75 mm
8912785000	NPR	791281-50-3	Piston ring set	Mercedes Benz / Smart 3 Cyl.	64,00 mm
8912790000	NPR	791282-00-3	Piston ring set	Mercedes Benz / Smart 3 Cyl.	66,50 mm
8912792500	NPR	791282-25-3	Piston ring set	Mercedes Benz / Smart 3 Cyl.	66,75 mm
8912795000	NPR	791282-50-3	Piston ring set	Mercedes Benz / Smart 3 Cyl.	67,00 mm
8912800000	NPR	791267-00-3	Piston ring set	Mercedes Benz / Smart 3 Cyl.	66,50 mm
8912802500	NPR	791267-25-3	Piston ring set	Mercedes Benz / Smart 3 Cyl.	66,75 mm
8912805000	NPR	791267-50-3	Piston ring set	Mercedes Benz / Smart 3 Cyl.	67,00 mm
891291000	NPR	791278-00-1	Piston ring set	Detroit Diesel / Mercedes Benz 1 Cyl.	132,00 mm
8914020000	NPR	791402-00-4	Piston ring set	Daewoo / Chevrolet / Renault 4 Cyl.	68,50 mm
8914050000	NPR	791408-00-4	Piston ring set	Chevrolet / Daewoo / GM 4 Cyl.	76,50 mm
8914060000	NPR	793521-00-4	Piston ring set	Chevrolet / Daewoo 4 Cyl.	69,70 mm
8914520000	NPR	790003-00-1	Piston ring set	Jenbacher 1 Cyl.	135,00 mm
8915060000	NPR	791596-00-1	Piston ring set	KHD 1 Cyl.	100,00 mm
8915220000	NPR	791560-00-1	Piston ring set	KHD 1 Cyl.	94,00 mm
8915450000	NPR	791503-00-1	Piston ring set	KHD 1 Cyl.	80,00 mm
8915470000	NPR	791562-00-1	Piston ring set	KHD 1 Cyl.	100,00 mm
89-1550-00	NPR	791550-00-1	Piston ring set	KHD 1 Cyl.	102,00 mm
8915610000	NPR	791527-00-1	Piston ring set	KHD 1 Cyl.	94,00 mm
8915620000	NPR	791554-00-2	Piston ring set	KHD 2 Cyl.	98,00 mm
8915630000	NPR	791569-00-2	Piston ring set	KHD 2 Cyl.	101,00 mm
8920170000	NPR	792802-00-4	Piston ring set	Lada 4 Cyl.	76,00 mm
8920174000	NPR	792802-40-4	Piston ring set	Lada 4 Cyl.	76,40 mm
8920178000	NPR	792802-80-4	Piston ring set	Lada 4 Cyl.	76,80 mm
8920190000	NPR	792071-00-4	Piston ring set	Alfa Romeo/Citroen/Daewoo/Fiat/Lancia/Opel 4 Cyl.	69,60 mm
8920194000	NPR	792071-40-4	Piston ring set	Alfa Romeo/Citroen/Daewoo/Fiat/Lancia/Opel 4 Cyl.	70,00 mm
8920196000	NPR	792071-60-4	Piston ring set	Alfa Romeo/Citroen/Daewoo/Fiat/Lancia/Opel 4 Cyl.	70,20 mm
8920650000	NPR	792086-00-4	Piston ring set	Fiat / Iveco 4 Cyl.	88,00 mm
8920760000	NPR	792019-00-1	Piston ring set	Fiat 1 Cyl.	125,00 mm
8920960000	NPR	793564-00-4	Piston ring set	Fiat / Opel / Suzuki / Vauxhall 4 Cyl.	69,60 mm
89211500	NPR	792115-00-4	Piston ring set	Citroen / Ford / Opel / Peugeot / Vauxhall 4 Cyl.	75,00 mm
8921610000	NPR	792161-00-4	Piston ring set	Ford 4 Cyl.	93,67 mm
8921750000	NPR	792177-00-3	Piston ring set	Ford 3 Cyl.	71,90 mm
8921752500	NPR	792177-25-3	Piston ring set	Ford 3 Cyl.	72,15 mm
8921755000	NPR	792177-50-3	Piston ring set	Ford 3 Cyl.	72,40 mm
89217600000	NPR	792181-00-4	Piston ring set	Ford 4 Cyl.	79,00 mm
8921770000	NPR	791121-00-4	Piston ring set	Citroen 4 Cyl.	86,00 mm
8921780000	NPR	792187-00-4	Piston ring set	Ford / Jaguar / Land Rover / Volvo 4 Cyl.	87,50 mm
8921785000	NPR	792187-50-4	Piston ring set	Ford / Jaguar / Land Rover / Volvo 4 Cyl.	88,00 mm
8924010000	NPR	798770-00-4	Piston ring set	Hyundai / Mitsubishi 4 Cyl.	86,50 mm
8924950000	NPR	792610-00-1	Piston ring set	Hyundai / Kia 1 Cyl.	83,00 mm
8924950000	NPR	792610-00-3	Piston ring set	Hyundai 3 Cyl.	83,00 mm
8924955000	NPR	792610-50-1	Piston ring set	Hyundai / Kia 1 Cyl.	83,50 mm
8931260000	NPR	793141-00-1	Piston ring set	MAN 1 Cyl.	126,00 mm
89313500	NPR	793135-00-1	Piston ring set	MAN 1 Cyl.	128,00 mm
8931360000	NPR	793147-00-1	Piston ring set	MAN 1 Cyl.	120,00 mm
8931380000	NPR	793128-00-1	Piston ring set	MAN 1 Cyl.	120,00 mm
8932130000	NPR	793213-00-1	Piston ring set	MWM 1 Cyl.	95,00 mm
8932220000	NPR	793227-00-1	Piston ring set	MWM 1 Cyl.	93,00 mm
8935060000	NPR	793511-00-4	Piston ring set	Opel / Saab 4 Cyl.	79,00 mm
8935100000	NPR	791413-00-4	Piston ring set	Chevrolet / Opel / Vauxhall 4 Cyl.	72,50 mm
8935160000	NPR	793516-00-4	Piston ring set	Opel 4 Cyl.	88,00 mm
8935170000	NPR	793511-00-4	Piston ring set	Opel / Saab 4 Cyl.	79,00 mm
8935200000	NPR	793556-00-1	Piston ring set	Daewoo / Opel / Suzuki / Vauxhall 1 Cyl.	73,40 mm
8935210000	NPR	793511-00-4	Piston ring set	Opel / Saab 4 Cyl.	79,00 mm
8935350000	NPR	793535-00-4	Piston ring set	Chevrolet/Daewoo/Isuzu/Opel/Saab/Vauxhall 4 Cyl.	86,00 mm
8935610000	NPR	793561-00-6	Piston ring set	Opel 6 Cyl.	83,20 mm
8935640000	NPR	792096-00-4	Piston ring set	Alfa Romeo /Fiat / Opel / Suzuki / Vauxhall 4 Cyl.	69,60 mm
8935644000	NPR	792096-40-4	Piston ring set	Alfa Romeo /Fiat / Opel / Suzuki / Vauxhall 4 Cyl.	70,00 mm
8935700000	NPR	793580-00-4	Piston ring set	Chevrolet / Daewoo / Opel / Vauxhall 4 Cyl.	83,00 mm
8935720000	NPR	793572-00-1	Piston ring set	Opel 1 Cyl.	74,00 mm
8937280000	NPR	793788-00-2	Piston ring set	Jaguar 2 Cyl.	81,00 mm
8937460000	NPR	793723-00-4	Piston ring set	Citroen/Fiat/Lada/Peugeot/Rover/Suzuki 4 Cyl.	83,00 mm
8937461000	NPR	793723-10-4	Piston ring set	Citroen/Fiat/Lada/Peugeot/Rover/Suzuki 4 Cyl.	84,00 mm
8937462500	NPR	793723-25-4	Piston ring set	Citroen/Fiat/Lada/Peugeot/Rover/Suzuki 4 Cyl.	83,25 mm
8937465000	NPR	793723-50-4	Piston ring set	Citroen/Fiat/Lada/Peugeot/Rover/Suzuki 4 Cyl.	83,50 mm
8937468000	NPR	793723-80-4	Piston ring set	Citroen/Fiat/Lada/Peugeot/Rover/Suzuki 4 Cyl.	83,80 mm
8937610000	NPR	793772-00-2	Piston ring set	Citroen / Jaguar / Land Rover / Peugeot 2 Cyl.	84,00 mm
8937615000	NPR	793772-50-2	Piston ring set	Citroen / Jaguar / Land Rover / Peugeot 2 Cyl.	84,50 mm
8937620000	NPR	793770-00-4	Piston ring set	Citroen / Ford / Peugeot / Toyota / Volvo 4 Cyl.	75,00 mm
8937625000	NPR	793770-50-4	Piston ring set	Citroen / Ford / Peugeot / Toyota / Volvo 4 Cyl.	75,50 mm
8937630000	NPR	793758-00-4	Piston ring set	Citroen/Fiat/Mazda/Mini/Peugeot/Suzuki/Volvo 4 Cyl	75,00 mm
8937650000	NPR	793771-00-4	Piston ring set	Fiat / Citroen / Peugeot 4 Cyl.	85,00 mm
8937660000	NPR	793776-00-4	Piston ring set	Citroen / Peugeot 4 Cyl.	85,00 mm

VERGLEICHNUMMERN  
CROSS-REFERENCE  
Miscellaneous- SM

Cross ref.	Type	SM ref.:	Product Category	Manufacturer Type	Bore dia.
8937670000	NPR	793749-00-4	Piston ring set	Citroen/Fiat/Ford/Peugeot/Suzuki/Volvo 4 Cyl.	85,00 mm
8937672500	NPR	793749-25-4	Piston ring set	Citroen/Fiat/Ford/Peugeot/Suzuki/Volvo 4 Cyl.	85,25 mm
8937675000	NPR	793749-50-4	Piston ring set	Citroen/Fiat/Ford/Peugeot/Suzuki/Volvo 4 Cyl.	85,50 mm
8937676000	NPR	793749-60-4	Piston ring set	Citroen/Fiat/Ford/Peugeot/Suzuki/Volvo 4 Cyl.	85,60 mm
8937680000	NPR	791120-00-4	Piston ring set	Citroen/ Ford/ Jaguar/ Mitsubishi/ Peugeot 4 Cyl.	85,00 mm
8937685000	NPR	791120-50-4	Piston ring set	Citroen/ Ford/ Jaguar/ Mitsubishi/ Peugeot 4 Cyl.	85,50 mm
8937690000	NPR	793766-00-4	Piston ring set	Citroen / Peugeot 4 Cyl.	78,50 mm
8937692500	NPR	793766-25-4	Piston ring set	Citroen / Peugeot 4 Cyl.	78,75 mm
8937695000	NPR	793766-50-4	Piston ring set	Citroen / Peugeot 4 Cyl.	79,00 mm
8937710000	NPR	793775-00-4	Piston ring set	Citroen / Peugeot 4 Cyl.	77,00 mm
8937715000	NPR	793775-50-4	Piston ring set	Citroen / Peugeot 4 Cyl.	77,50 mm
8938040000	NPR	799104-00-4	Piston ring set	Nissan 4 Cyl.	85,00 mm
8938045000	NPR	799104-50-4	Piston ring set	Nissan 4 Cyl.	85,50 mm
8938130000	NPR	793845-00-4	Piston ring set	Dacia / Nissan / Renault / Suzuki 4 Cyl.	76,00 mm
8938200000	NPR	793825-00-1	Piston ring set	Dacia/Mercedes Benz/Nissan/Renault/Smart 1 Cyl.	72,20 mm
8938520000	NPR	791143-00-4	Piston ring set	Citroen/Nissan/Opel/Peugeot/Renault/Vauxhall 4 Cyl	82,70 mm
8938525000	NPR	791143-50-4	Piston ring set	Citroen/Nissan/Opel/Peugeot/Renault/Vauxhall 4 Cyl	83,20 mm
8938560000	NPR	793823-00-4	Piston ring set	Nissan / Renault 4 Cyl.	69,00 mm
8938565000	NPR	793823-50-4	Piston ring set	Nissan / Renault 4 Cyl.	69,50 mm
8938570000	NPR	793854-00-4	Piston ring set	Nissan / Opel / Renault / Vauxhall 4 Cyl.	84,00 mm
8938575000	NPR	793854-50-4	Piston ring set	Nissan / Opel / Renault / Vauxhall 4 Cyl.	84,50 mm
8939110000	NPR	793911-00-1	Piston ring set	Scania 1 Cyl.	127,00 mm
8943020000	NPR	794302-00-1	Piston ring set	Lister 1 Cyl.	95,25 mm
8944510000	NPR	794503-00-1	Piston ring set	Lamborghini / Same 1 Cyl.	105,00 mm
8950130000	NPR	795098-00-4	Piston ring set	Audi / Mitsubishi / Seat / Skoda / VW 4 Cyl.	81,00 mm
8950130025	NPR	795098-25-4	Piston ring set	Audi / Mitsubishi / Seat / Skoda / VW 4 Cyl.	81,25 mm
8950130050	NPR	795098-50-4	Piston ring set	Audi / Mitsubishi / Seat / Skoda / VW 4 Cyl.	81,50 mm
8950230000	NPR	795086-00-6	Piston ring set	Audi / Skoda / VW 6 Cyl.	78,30 mm
8950320000	NPR	795018-00-4	Piston ring set	VW 4 Cyl.	76,50 mm
8950321000	NPR	795018-10-4	Piston ring set	VW 4 Cyl.	77,51 mm
8950325000	NPR	795018-50-4	Piston ring set	VW 4 Cyl.	77,01 mm
8950560000	NPR	795056-00-4	Piston ring set	Audi 4 Cyl.	84,50 mm
8950580000	NPR	795059-00-4	Piston ring set	Audi / Seat / Skoda / Volkswagen 4 Cyl.	82,50 mm
8950582500	NPR	795059-25-4	Piston ring set	Audi / Seat / Skoda / Volkswagen 4 Cyl.	82,75 mm
8950585000	NPR	795059-50-4	Piston ring set	Audi / Seat / Skoda / Volkswagen 4 Cyl.	83,00 mm
8950600000	NPR	795043-00-4	Piston ring set	Audi / Skoda / VW 4 Cyl.	82,50 mm
8950605000	NPR	795043-50-4	Piston ring set	Audi / Skoda / VW 4 Cyl.	83,00 mm
8950610000	NPR	795063-00-4	Piston ring set	Audi / Seat / Skoda / VW 4 Cyl.	74,50 mm
8950620000	NPR	795063-00-4	Piston ring set	Audi / Seat / Skoda / VW 4 Cyl.	74,50 mm
8950640000	NPR	795063-00-4	Piston ring set	Audi / Seat / Skoda / VW 4 Cyl.	74,50 mm
8950700000	NPR	795096-00-4	Piston ring set	Seat / Skoda / VW 4 Cyl.	76,50 mm
8950705000	NPR	795096-50-4	Piston ring set	Seat / Skoda / VW 4 Cyl.	77,00 mm
8950740000	NPR	795069-00-4	Piston ring set	Audi / Seat / Skoda / Volkswagen 4 Cyl.	81,00 mm
8950820000	NPR	795095-00-4	Piston ring set	Audi / Volkswagen 4 Cyl.	84,50 mm
8950840000	NPR	795060-00-2	Piston ring set	Audi / VW 2 Cyl.	76,50 mm
8950845000	NPR	795060-50-2	Piston ring set	Audi / VW 2 Cyl.	77,00 mm
8950930000	NPR	795091-00-2	Piston ring set	Audi / Volkswagen 2 Cyl.	84,50 mm
8951330000	NPR	795179-00-1	Piston ring set	Volvo 1 Cyl.	144,00 mm
8951350000	NPR	795178-00-1	Piston ring set	Volvo 1 Cyl.	144,00 mm
8951400000	NPR	795140-00-2	Piston ring set	Volvo 2 Cyl.	120,65 mm
8951430000	NPR	795177-00-1	Piston ring set	Volvo 1 Cyl.	144,00 mm
8951630000	NPR	790419-00-1	Piston ring set	RVI / Volvo 1 Cyl.	123,00 mm
8951640000	NPR	795161-00-1	Piston ring set	RVI / Volvo 1 Cyl.	131,00 mm
8951660000	NPR	791531-00-1	Piston ring set	KHD / RVI / Volvo 1 Cyl.	108,00 mm
8952140000	NPR	795214-00-1	Piston ring set	VM 1 Cyl.	92,00 mm
94523	DPH	923905-1	Cylinder liner seal set	Scania	115,00 mm
98210	DPH	923901-1	Cylinder liner seal set	Scania	127,00 mm
98706	DPH	921048-1	Cylinder liner seal set	Mercedes Benz	130,00 mm
L16094BXD	NPR	957304-1	Cylinder liner	HINO	139,00 mm
L16512BW	NPR	957305-1	Cylinder liner	HINO	146,00 mm
L16512CAA	NPR	957302-1	Cylinder liner	HINO	146,00 mm
L16555-TB	NPR	957303-1	Cylinder liner	HINO	150,00 mm
L16639-AA	NPR	958010-1	Cylinder liner	Isuzu	112,00 mm
L65001-DA	NPR	958003-1	Cylinder liner	Isuzu	86,00 mmm
L65002-DA	NPR	958005-1	Cylinder liner	Isuzu	86,00 mmm
L65003-DA	NPR	958004-1	Cylinder liner	Isuzu	88,00 mmm
L65005-DA	NPR	958008-1	Cylinder liner	Isuzu	93,00 mmm
L66007-DA	NPR	958006-1	Cylinder liner	Isuzu	102,00 mm
L66008-DA	NPR	958001-1	Cylinder liner	Isuzu	102,00 mm
L66009-DA	NPR	958007-1	Cylinder liner	Isuzu	105,00 mm
L66902-CA	NPR	958202-1	Cylinder liner	Komatsu	125,00 mm
R19000000	RIKEN	790803-00-1	Piston ring set	Cummins 1 Cyl.	102,00 mm
R19020000	RIKEN	790816-00-1	Piston ring set	Cummins 1 Cyl.	114,00 mm
R24100000	RIKEN	792203-00-2	Piston ring set	Fordson 2 Cyl.	111,76 mm
SDD20008ZZ	NPR	790203-00-4	Piston ring set	Avia-Daewoo 4 Cyl.	102,00 mm
SDG30002ZZ	NPR	797212-00-4	Piston ring set	Hyundai 4 Cyl.	100,00 mm
SDG30003ZX	NPR	798806-00-4	Piston ring set	Mitsubishi 4 Cyl.	91,10 mm
SDG30005ZX	NPR	797215-00-4	Piston ring set	Hyundai 4 Cyl	104,00 mm
SDG30007ZZ	NPR	792494-00-1	Piston ring set	Hyundai 1 Cyl.	135,00 mm
SDG30009ZX	NPR	792454-00-4	Piston ring set	Hyundai / Mitsubishi 4 Cyl.	91,10 mm

VERGLEICHNUMMERN  
CROSS-REFERENCE  
Miscellaneous- SM

Cross ref.	Type	SM ref.:	Product Category	Manufacturer Type	Bore dia.
SDG30010ZX	NPR	792472-00-4	Piston ring set	Hyundai 4 Cyl.	91,10 mm
SDG30011ZX	NPR	792451-00-4	Piston ring set	Hyundai 4 Cyl.	91,10 mm
SDG30014ZX	NPR	792411-00-1	Piston ring set	Hyundai 1 Cyl.	130,00 mm
SDG30043ZZ	NPR	792610-00-1	Piston ring set	Hyundai / Kia 1 Cyl.	83,00 mm
SDG30043ZZ	NPR	792610-00-3	Piston ring set	Hyundai 3 Cyl.	83,00 mm
SDG30048ZZ	NPR	792408-00-1	Piston ring set	Hyundai 1 Cyl.	133,00 mm
SDG30049ZZ	NPR	792481-00-4	Piston ring set	Hyundai / Kia 4 Cyl.	91,00 mm
SDG30052ZZ	NPR	792497-00-4	Piston ring set	Hyundai 4 Cyl.	87,00 mm
SDG30053ZZ	NPR	792610-00-1	Piston ring set	Hyundai / Kia 1 Cyl.	83,00 mm
SDG30053ZZ	NPR	792610-00-3	Piston ring set	Hyundai 3 Cyl.	83,00 mm
SDG30060ZZ	NPR	792491-00-4	Piston ring set	Hyundai / Kia 4 Cyl.	75,00 mm
SDG30061ZZ	NPR	792413-00-4	Piston ring set	Hyundai 4 Cyl.	87,00 mm
SDG30067ZZ	NPR	792498-00-4	Piston ring set	Hyundai 4 Cyl.	85,40 mm
SDH20018ZZ	NPR	797337-00-1	Piston ring set	Hino 1 Cyl.	130,00 mm
SDH20023ZX	NPR	797342-00-1	Piston ring set	Hino / Kia 1 Cyl.	137,00 mm
SDH20025ZX	NPR	797342-00-1	Piston ring set	Hino / Kia 1 Cyl.	137,00 mm
SDH20028ZZ	NPR	797342-00-1	Piston ring set	Hino / Kia 1 Cyl.	137,00 mm
SDH20043ZX	NPR	797319-00-1	Piston ring set	Hino 1 Cyl.	110,00 mm
SDH20052ZZ	NPR	797346-00-1	Piston ring set	Hino 1 Cyl.	139,00 mm
SDH20059ZX	NPR	797411-00-1	Piston ring set	Hino 1 Cyl.	137,00 mm
SDH20072ZY	NPR	797416-00-1	Piston ring set	Hino 1 Cyl.	139,00 mm
SDI 10141 ZZ	NPR	798080-00-4	Piston ring set	Isuzu 4 Cyl.	95,40 mm
SDI10057ZZ	NPR	798042-00-1	Piston ring set	Isuzu 1 Cyl.	102,00 mm
SDI10061ZX	NPR	798106-00-2	Piston ring set	Isuzu 2 Cyl.	100,00 mm
SDI10066ZY	NPR	798044-00-1	Piston ring set	Isuzu 1 Cyl.	102,00 mm
SDI10076ZZ	NPR	798110-00-2	Piston ring set	Isuzu 2 Cyl.	100,00 mm
SDI10085ZZ	NPR	798111-00-2	Piston ring set	Isuzu 2 Cyl.	102,00 mm
SDI10110ZZ	NPR	798030-00-4	Piston ring set	Isuzu 4 Cyl.	93,00 mm
SDI10143ZZ	NPR	793503-00-4	Piston ring set	Isuzu / Opel / Vauxhall 4 Cyl.	76,00 mm
SDI10187ZZ	NPR	798154-00-4	Piston ring set	Isuzu 4 Cyl.	93,00 mm
SDI10188ZZ	NPR	798103-00-4	Piston ring set	Isuzu 4 Cyl.	95,40 mm
SDI10211ZZ	NPR	798030-00-4	Piston ring set	Isuzu 4 Cyl.	93,00 mm
SDK04009ZZ	NPR	798224-00-2	Piston ring set	Komatsu 2 Cyl.	105,00 mm
SDK04010ZZ	NPR	798204-00-4	Piston ring set	Komatsu 4 Cyl.	105,00 mm
SDK04015ZZ	NPR	798214-00-1	Piston ring set	Komatsu 1 Cyl.	94,00 mm
SDK04016ZX	NPR	798222-00-2	Piston ring set	Komatsu 2 Cyl.	105,00 mm
SDK04017ZZ	NPR	798224-00-2	Piston ring set	Komatsu 2 Cyl.	105,00 mm
SDK04018ZX	NPR	798217-00-2	Piston ring set	Komatsu 2 Cyl.	95,00 mm
SDK04019ZZ	NPR	798218-00-2	Piston ring set	Komatsu 2 Cyl.	95,00 mm
SDK04020ZZ	NPR	798225-00-2	Piston ring set	Komatsu 2 Cyl.	108,00 mm
SDK04021ZZ	NPR	798226-00-2	Piston ring set	Komatsu 2 Cyl.	110,00 mm
SDK04022ZZ	NPR	798227-00-1	Piston ring set	Komatsu 1 Cyl.	125,00 mm
SDK04024ZZ	NPR	798220-00-2	Piston ring set	Komatsu 2 Cyl.	95,00 mm
SDK04025ZZ	NPR	798220-00-2	Piston ring set	Komatsu 2 Cyl.	95,00 mm
SDK04027ZX	NPR	798200-00-2	Piston ring set	Komatsu 2 Cyl.	102,00 mm
SDK04028ZZ	NPR	798228-00-1	Piston ring set	Komatsu 1 Cyl.	140,00 mm
SDK04031ZZ	NPR	798229-00-4	Piston ring set	Komatsu 4 Cyl.	95,00 mm
SDK04032ZZ	NPR	798234-00-2	Piston ring set	Komatsu 2 Cyl.	95,00 mm
SDK30001ZZ	NPR	795360-00-4	Piston ring set	Kia 4 Cyl.	94,50 mm
SDK30004ZX	NPR	795358-00-4	Piston ring set	Kia 4 Cyl.	92,00 mm
SDK30005ZX	NPR	795350-00-4	Piston ring set	Kia 4 Cyl.	92,00 mm
SDK30006ZZ	NPR	798600-00-4	Piston ring set	Ford / Kia 4 Cyl.	86,00 mm
SDK30008ZZ	NPR	795363-00-4	Piston ring set	Kia 4 Cyl.	98,00 mm
SDK30009ZZ	NPR	795351-00-4	Piston ring set	Kia 4 Cyl.	93,00 mm
SDK30011ZX	NPR	798656-00-4	Piston ring set	Kia / Mazda 4 Cyl.	86,00 mm
SDK30012ZX	NPR	795372-00-2	Piston ring set	Kia 2 Cyl.	92,025mm
SDK30023ZZ	NPR	797342-00-1	Piston ring set	Hino / Kia 1 Cyl.	137,00 mm
SDM31007ZX	NPR	798820-00-1	Piston ring set	Mitsubishi 1 Cyl.	110,00 mm
SDM31023ZY	NPR	798823-00-1	Piston ring set	Mitsubishi 1 Cyl.	125,00 mm
SDM31028ZZ	NPR	798830-00-1	Piston ring set	Mitsubishi 1 Cyl.	135,00 mm
SDM31038ZX	NPR	792454-00-4	Piston ring set	Hyundai / Mitsubishi 4 Cyl.	91,10 mm
SDM31051ZX	NPR	798877-00-1	Piston ring set	Mitsubishi 1 Cyl.	118,00 mm
SDM31055ZX	NPR	798806-00-4	Piston ring set	Mitsubishi 4 Cyl.	91,10 mm
SDM31075ZZ	NPR	798867-00-4	Piston ring set	Mitsubishi 4 Cyl.	104,00 mm
SDM31087Y	NPR	798853-00-1	Piston ring set	Mitsubishi 1 Cyl.	135,00 mm
SDM31089ZX	NPR	798873-00-2	Piston ring set	Mitsubishi 2 Cyl.	110,00 mm
SDM31104ZZ	NPR	798858-00-4	Piston ring set	Mitsubishi 4 Cyl.	82,70 mm
SDM31118ZZ	NPR	798873-00-2	Piston ring set	Mitsubishi 2 Cyl.	110,00 mm
SDM31122ZZ	NPR	798874-00-1	Piston ring set	Mitsubishi 1 Cyl.	110,00 mm
SDM31138ZZ	NPR	797420-00-1	Piston ring set	Hino / Mitsubishi 1 Cyl.	146,00 mm
SDM31160ZZ	NPR	798700-00-4	Piston ring set	Mitsubishi 4 Cyl.	91,10 mm
SDN30133ZZ	NPR	799148-00-4	Piston ring set	Nissan 4 Cyl.	84,50 mm
SDN30147ZZ	NPR	798959-00-2	Piston ring set	Nissan 2 Cyl.	96,00 mm
SDN30150ZX	NPR	799164-00-2	Piston ring set	Nissan 2 Cyl.	96,00 mm
SDN30152ZZ	NPR	799167-00-4	Piston ring set	Nissan 4 Cyl.	99,20 mm
SDN30156ZZ	NPR	798956-00-6	Piston ring set	Nissan 6 Cyl.	96,00 mm
SDN30164ZZ	NPR	798957-00-4	Piston ring set	Nissan 4 Cyl.	99,20 mm
SDN30165ZZ	NPR	799165-00-4	Piston ring set	Nissan 4 Cyl.	96,00 mm
SDN30167ZZ	NPR	798959-00-2	Piston ring set	Nissan 2 Cyl.	96,00 mm
SDN30174ZZ	NPR	798960-00-4	Piston ring set	Nissan 4 Cyl.	96,00 mm

**VERGLEICHNUMMERN**  
**CROSS-REFERENCE**  
**Miscellaneous- SM**

Cross ref.	Type	SM ref.:	Product Category	Manufacturer Type	Bore dia.
SDN30180ZZ	NPR	799131-00-4	Piston ring set	Nissan 4 Cyl.	86,00 mm
SDN30182ZY	NPR	799191-00-4	Piston ring set	Nissan 4 Cyl.	89,00 mm
SDN30182ZZ	NPR	799191-00-4	Piston ring set	Nissan 4 Cyl.	89,00 mm
SDN30187ZZ	NPR	799158-00-6	Piston ring set	Nissan 6 Cyl.	96,00 mm
SDN30195ZZ	NPR	799118-00-4	Piston ring set	Nissan 4 Cyl.	96,00 mm
SDN30103ZY	NPR	799127-00-1	Piston ring set	Nissan 1 Cyl.	135,00 mm
SDN30104ZZ	NPR	799127-00-1	Piston ring set	Nissan 1 Cyl.	135,00 mm
SDN30108ZZ	NPR	799128-00-1	Piston ring set	Nissan 1 Cyl.	135,00 mm
SDN3031ZX	NPR	799122-00-1	Piston ring set	Nissan 1 Cyl.	110,00 mm
SDN3035ZX	NPR	799164-00-2	Piston ring set	Nissan 2 Cyl.	96,00 mm
SDN3052ZX	NPR	799164-00-2	Piston ring set	Nissan 2 Cyl.	96,00 mm
SDN3056ZZ	NPR	799158-00-4	Piston ring set	Nissan 4 Cyl.	96,00 mm
SDN3071ZZ	NPR	799132-00-1	Piston ring set	Nissan 1 Cyl.	135,00 mm
SDN3072ZZ	NPR	799132-00-1	Piston ring set	Nissan 1 Cyl.	135,00 mm
SDT10058ZZ	NPR	799716-00-4	Piston ring set	Toyota 4 Cyl.	95,00 mm
SDT10089ZZ	NPR	799714-00-4	Piston ring set	Toyota / VW 4 Cyl.	92,00 mm
SDT10096ZX	NPR	799736-00-4	Piston ring set	Toyota 4 Cyl.	86,00 mm
SDT10124ZY	NPR	799718-00-4	Piston ring set	Toyota 4 Cyl.	96,00 mm
SDT10137ZY	NPR	799732-00-4	Piston ring set	Toyota 4 Cyl.	96,00 mm
SDT10154ZZ	NPR	799731-00-4	Piston ring set	Toyota 4 Cyl.	95,00 mm
SDT10155ZZ	NPR	799735-00-4	Piston ring set	Toyota 4 Cyl.	86,00 mm
SDT10157ZZ	NPR	799744-00-4	Piston ring set	Toyota 4 Cyl.	95,00 mm
SDT10158ZZ	NPR	799737-00-4	Piston ring set	Toyota 4 Cyl.	96,00 mm
SDT10159ZZ	NPR	799736-00-4	Piston ring set	Toyota 4 Cyl.	86,00 mm
SDT10167ZZ	NPR	799747-00-4	Piston ring set	Toyota 4 Cyl.	99,50 mm
SDT10175ZY	NPR	799745-00-4	Piston ring set	Toyota 4 Cyl.	96,00 mm
SDT10180ZZ	NPR	799742-00-4	Piston ring set	Toyota 4 Cyl.	92,00 mm
SDT10206ZZ	NPR	799930-00-4	Piston ring set	Toyota 4 Cyl.	82,20 mm
SDT10222ZZ	NPR	799614-00-4	Piston ring set	Toyota 4 Cyl.	75,00 mm
SDT20059ZY	NPR	798656-00-4	Piston ring set	Kia / Mazda 4 Cyl.	86,00 mm
SDT20061ZY	NPR	798652-00-4	Piston ring set	Mazda 4 Cyl.	93,00 mm
SDT20068ZZ	NPR	798657-00-4	Piston ring set	Mazda 4 Cyl.	86,00 mm
SDT20084ZZ	NPR	798657-00-4	Piston ring set	Mazda 4 Cyl.	86,00 mm
SEN30099ZZ	NPR	799059-00-4	Piston ring set	Nissan 4 Cyl.	80,50 mm
SJH20062ZZ	NPR	797353-00-1	Piston ring set	Hino 1 Cyl.	146,00 mm
SJH20069ZZ	NPR	797353-00-1	Piston ring set	Hino 1 Cyl.	146,00 mm
SJH20076ZY	NPR	797421-00-1	Piston ring set	Hino 1 Cyl.	150,00 mm
SJH20077ZZ	NPR	797420-00-1	Piston ring set	Hino / Mitsubishi 1 Cyl.	146,00 mm
SJH20080ZY	NPR	797421-00-1	Piston ring set	Hino 1 Cyl.	150,00 mm
SJI10062ZZ	NPR	798108-00-2	Piston ring set	Isuzu 2 Cyl.	100,00 mm
SJI10065ZZ	NPR	798045-00-2	Piston ring set	Isuzu 2 Cyl.	102,00 mm
SJI10073ZZ	NPR	798072-00-1	Piston ring set	Isuzu 1 Cyl.	145,00 mm
SJI10121ZZ	NPR	797936-00-4	Piston ring set	Isuzu 4 Cyl.	84,00 mm
SJI10126ZZ	NPR	798082-00-2	Piston ring set	Isuzu 2 Cyl.	110,00 mm
SJM30002ZZ	NPR	798810-00-2	Piston ring set	Mitsubishi 2 Cyl.	95,00 mm
SJT10070ZZ	NPR	799717-00-1	Piston ring set	Toyota 1 Cyl.	95,00 mm
SJT10071ZZ	NPR	799715-00-4	Piston ring set	Toyota 4 Cyl.	95,00 mm
STD10152ZZ	NPR	799734-00-4	Piston ring set	Toyota 4 Cyl.	86,00 mm
STD10152ZZ	NPR	799734-50-4	Piston ring set	Toyota 4 Cyl.	86,50 mm
SWC10001ZZ	NPR	793554-00-6	Piston ring set	Chrysler / Opel 6 Cyl.	86,00 mm
SWD10024ZZ	NPR	797016-00-3	Piston ring set	Daihatsu 3 Cyl.	76,00 mm
SWD10031ZZ	NPR	797026-00-4	Piston ring set	Daihatsu 4 Cyl.	76,00 mm
SWD10034ZZ	NPR	797026-00-4	Piston ring set	Daihatsu 4 Cyl.	76,00 mm
SWD10036ZZ	NPR	797025-00-3	Piston ring set	Daihatsu 3 Cyl.	76,00 mm
SWD10041ZZ	NPR	797034-00-3	Piston ring set	Daihatsu 3 Cyl.	72,00 mm
SWD10047ZZ	NPR	797035-00-3	Piston ring set	Chery / Daihatsu 3 Cyl.	72,00 mm
SWD10050ZZ	NPR	797038-00-4	Piston ring set	Daihatsu 4 Cyl.	72,00 mm
SWD20002ZZ	NPR	791401-00-3	Piston ring set	Chevrolet / Daewoo 3 Cyl.	68,50 mm
SWD20003ZZ	NPR	793548-00-4	Piston ring set	Daewoo / Opel 4 Cyl.	76,50 mm
SWD20004ZZ	NPR	793538-00-4	Piston ring set	Daewoo / Opel / Vauxhall / GM 4 Cyl.	79,00 mm
SWD20005ZZ	NPR	791402-00-4	Piston ring set	Daewoo / Chevrolet / Renault 4 Cyl.	68,50 mm
SWD20011ZZ	NPR	791402-00-3	Piston ring set	Daewoo / Chevrolet / Renault 3 Cyl.	68,50 mm
SWD20012ZZ	NPR	793549-00-4	Piston ring set	Chevrolet / Daewoo / Opel / Saab / Vauxhall 4 Cyl.	80,50 mm
SWF20017ZZ	NPR	799212-00-4	Piston ring set	Subaru 4 Cyl.	92,00 mm
SWF20032ZZ	NPR	799208-00-4	Piston ring set	Subaru 4 Cyl.	83,00 mm
SWF30001ZZ	NPR	790118-00-4	Piston ring set	Alfa Romeo / Ford 4 Cyl.	83,00 mm
SWF30003ZZ	NPR	792175-00-6	Piston ring set	Ford 6 Cyl.	82,50 mm
SWF30016ZZ	NPR	792176-00-6	Piston ring set	Ford 6 Cyl.	89,00 mm
SWF30017ZZ	NPR	792171-00-4	Piston ring set	Ford 4 Cyl.	82,00 mm
SWG10026ZZ	NPR	791403-00-4	Piston ring set	Chevrolet / Daewoo 4 Cyl.	77,90 mm
SWG10029ZZ	NPR	793538-00-4	Piston ring set	Daewoo / Opel / Vauxhall / GM 4 Cyl.	79,00 mm
SWG10030ZZ	NPR	791408-00-4	Piston ring set	Chevrolet / Daewoo / GM 4 Cyl.	76,50 mm
SWG10033ZZ	NPR	793521-00-4	Piston ring set	Chevrolet / Daewoo 4 Cyl.	69,70 mm
SWG10034ZZ	NPR	791410-00-4	Piston ring set	Chevrolet / Daewoo 4 Cyl.	73,80 mm
SWG10035ZZ	NPR	793549-00-4	Piston ring set	Chevrolet / Daewoo / Opel / Saab / Vauxhall 4 Cyl.	80,50 mm
SWG10041ZZ	NPR	793546-00-4	Piston ring set	Opel / GM 4 Cyl.	75,00 mm
SWG30016ZZ	NPR	792452-00-4	Piston ring set	Hyundai 4 Cyl.	71,50 mm
SWG30017ZX	NPR	798751-00-4	Piston ring set	Hyundai 4 Cyl.	75,50 mm
SWG30017ZZ	NPR	797205-00-4	Piston ring set	Hyundai 4 Cyl.	75,50 mm
SWG30018ZZ	NPR	797202-00-4	Piston ring set	Hyundai 4 Cyl.	66,00 mm

VERGLEICHNUMMERN  
CROSS-REFERENCE  
Miscellaneous- SM

Cross ref.	Type	SM ref.:	Product Category	Manufacturer Type	Bore dia.
SWG30019ZZ	NPR	792464-00-4	Piston ring set	Hyundai 4 Cyl.	75,50 mm
SWG30020ZZ	NPR	792450-00-4	Piston ring set	Hyundai 4 Cyl.	67,00 mm
SWG30021ZZ	NPR	792466-00-4	Piston ring set	Hyundai 4 Cyl.	82,30 mm
SWG30022ZZ	NPR	792461-00-4	Piston ring set	Hyundai / Mitsubishi 4 Cyl.	71,00 mm
SWG30023ZZ	NPR	792462-00-4	Piston ring set	Daewoo / Hyundai 4 Cyl.	75,50 mm
SWG30024ZZ	NPR	798735-00-4	Piston ring set	Hyundai / Mitsubishi 4 Cyl.	86,50 mm
SWG30025ZZ	NPR	792459-00-4	Piston ring set	Hyundai 4 Cyl.	77,40 mm
SWG30026ZZ	NPR	792468-00-4	Piston ring set	Hyundai 4 Cyl.	85,00 mm
SWG30027ZZ	NPR	792469-00-4	Piston ring set	Hyundai 4 Cyl.	85,00 mm
SWG30028ZY	NPR	792458-00-4	Piston ring set	Hyundai 4 Cyl.	82,00 mm
SWG30030ZZ	NPR	792460-00-4	Piston ring set	Hyundai 4 Cyl.	76,50 mm
SWG30031ZZ	NPR	792455-00-4	Piston ring set	Hyundai 4 Cyl.	67,00 mm
SWG30032ZZ	NPR	792465-00-4	Piston ring set	Hyundai 4 Cyl.	81,50 mm
SWG30034ZZ	NPR	792477-00-4	Piston ring set	Hyundai 4 Cyl.	76,50 mm
SWG30035ZZ	NPR	792478-00-4	Piston ring set	Hyundai 4 Cyl.	75,50 mm
SWG30036ZZ	NPR	792479-00-4	Piston ring set	Hyundai 4 Cyl.	71,50 mm
SWG30038ZZ	NPR	795370-00-4	Piston ring set	Hyundai / Kia 4 Cyl.	67,00 mm
SWG30040ZZ	NPR	792489-00-4	Piston ring set	Hyundai 4 Cyl.	81,00 mm
SWG30041	NPR	792473-00-4	Piston ring set	Hyundai 4 Cyl.	88,00 mm
SWG30041ZZ	NPR	798710-00-4	Piston ring set	Citroen /Hyundai /Mitsubishi /Peugeot 4 Cyl.	88,00 mm
SWG30042	NPR	792474-00-4	Piston ring set	Hyundai 4 Cyl.	86,00 mm
SWG30042ZY	NPR	792474-00-4	Piston ring set	Hyundai 4 Cyl.	86,00 mm
SWG30046ZZ	NPR	792488-00-4	Piston ring set	Hyundai 4 Cyl.	77,00 mm
SWG30047ZZ	NPR	792471-00-4	Piston ring set	Hyundai 4 Cyl.	86,50 mm
SWG30051ZZ	NPR	795370-00-4	Piston ring set	Hyundai / Kia 4 Cyl.	67,00 mm
SWG30-054	NPR	792467-00-4	Piston ring set	Hyundai 4 Cyl.	82,00 mm
SWG30058ZZ	NPR	792493-00-4	Piston ring set	Hyundai / Kia 4 Cyl.	71,00 mm
SWG30059ZZ	NPR	792406-00-4	Piston ring set	Hyundai / Kia 4 Cyl.	81,00 mm
SWH 30363 ZZ	NPR	797626-00-4	Piston ring set	Honda 4 Cyl.	75,00 mm
SWH30091ZZ	NPR	797612-00-4	Piston ring set	Honda 4 Cyl.	74,00 mm
SWH30158ZZ	NPR	797642-00-4	Piston ring set	Honda 4 Cyl.	77,00 mm
SWH30162ZZ	NPR	797611-00-4	Piston ring set	Honda / Rover 4 Cyl.	72,00 mm
SWH30183ZZ	NPR	797642-00-4	Piston ring set	Honda 4 Cyl.	77,00 mm
SWH30184ZY	NPR	797631-00-4	Piston ring set	Honda 4 Cyl.	72,00 mm
SWH30219ZZ	NPR	797628-00-4	Piston ring set	Honda 4 Cyl.	72,00 mm
SWH30251ZZ	NPR	797617-00-4	Piston ring set	Honda 4 Cyl.	80,00 mm
SWH30253ZZ	NPR	797615-00-4	Piston ring set	Honda 4 Cyl.	74,00 mm
SWH30362ZZ	NPR	797640-00-4	Piston ring set	Honda 4 Cyl.	75,00 mm
SWH30365ZZ	NPR	797635-00-4	Piston ring set	Honda 4 Cyl.	75,00 mm
SWH30369ZZ	NPR	797647-00-6	Piston ring set	Honda 6 Cyl.	84,00 mm
SWH30382ZZ	NPR	797636-00-4	Piston ring set	Honda 4 Cyl.	75,00 mm
SWH30423ZZ	NPR	797637-00-4	Piston ring set	Honda 4 Cyl.	75,00 mm
SWH30435ZZ	NPR	797605-00-4	Piston ring set	Honda 4 Cyl.	87,00 mm
SWH30440ZZ	NPR	797638-00-4	Piston ring set	Honda 4 Cyl.	75,00 mm
SWH30445ZZ	NPR	797639-00-4	Piston ring set	Honda 4 Cyl.	75,00 mm
SWH30473ZZ	NPR	795011-00-4	Piston ring set	Audi /Honda /Hyundai /Kia /Seat /Skoda /VW 4 Cyl.	71,00 mm
SWH30474ZZ	NPR	797660-00-4	Piston ring set	Honda 4 Cyl.	73,00 mm
SWH30484ZY	NPR	797668-00-4	Piston ring set	Honda 4 Cyl.	81,00 mm
SWI10056ZZ	NPR	797936-00-4	Piston ring set	Isuzu 4 Cyl.	84,00 mm
SWI10149ZZ	NPR	797926-00-4	Piston ring set	Isuzu 4 Cyl.	80,00 mm
SWI10195ZZ	NPR	797929-00-4	Piston ring set	Isuzu 4 Cyl.	89,00 mm
SWI10205ZX	NPR	793535-00-4	Piston ring set	Chevrolet/Daewoo/Isuzu/Opel/Saab/Vauxhall 4 Cyl.	86,00 mm
SWI10206ZZ	NPR	793562-00-4	Piston ring set	Citroen / Isuzu / Opel / Peugeot / Saab 4 Cyl.	86,00 mm
SWK30017ZZ	NPR	798513-00-4	Piston ring set	Kia / Mazda 4 Cyl.	71,00 mm
SWK30019ZZ	NPR	795355-00-4	Piston ring set	Kia 4 Cyl.	75,50 mm
SWK30020ZZ	NPR	798520-00-4	Piston ring set	Ford / Kia / Mazda 4 Cyl.	78,00 mm
SWK30022ZZ	NPR	798535-00-4	Piston ring set	Kia / Mazda 4 Cyl.	86,00 mm
SWK30025ZZ	NPR	795356-00-6	Piston ring set	Kia 6 Zyl.	80,00 mm
SWK30026ZZ	NPR	798532-00-4	Piston ring set	Kia / Mazda 4 Cyl.	78,00 mm
SWK30027ZZ	NPR	795369-00-4	Piston ring set	Kia 4 Cyl.	78,00 mm
SWM31009ZZ	NPR	798705-00-2	Piston ring set	Mitsubishi 2 Cyl.	70,00 mm
SWM31016ZZ	NPR	798711-00-4	Piston ring set	Hyundai / Mitsubishi 4 Cyl.	73,00 mm
SWM31024ZZ	NPR	798712-00-4	Piston ring set	Mitsubishi 4 Cyl.	73,00 mm
SWM31037ZZ	NPR	798735-00-4	Piston ring set	Hyundai / Mitsubishi 4 Cyl.	86,50 mm
SWM31045ZZ	NPR	798735-00-4	Piston ring set	Hyundai / Mitsubishi 4 Cyl.	86,50 mm
SWM31048ZZ	NPR	798745-00-4	Piston ring set	Mitsubishi 4 Cyl.	85,00 mm
SWM31049ZZ	NPR	798744-00-4	Piston ring set	Mitsubishi 4 Cyl.	82,30 mm
SWM31058ZZ	NPR	798743-00-4	Piston ring set	Mitsubishi 4 Cyl.	81,50 mm
SWM31062ZY	NPR	792461-00-4	Piston ring set	Hyundai / Mitsubishi 4 Cyl.	71,00 mm
SWM31064ZZ	NPR	798717-00-2	Piston ring set	Mitsubishi 2 Cyl.	76,00 mm
SWM31071ZZ	NPR	798745-00-4	Piston ring set	Mitsubishi 4 Cyl.	85,00 mm
SWM31072ZZ	NPR	798747-00-4	Piston ring set	Mitsubishi 4 Cyl.	86,50 mm
SWM31076ZZ	NPR	798740-00-4	Piston ring set	Mitsubishi 4 Cyl.	75,50 mm
SWM31079ZZ	NPR	798768-00-4	Piston ring set	Mistubishi 4 Cyl.	81,00 mm
SWM31082ZX	NPR	798758-00-4	Piston ring set	Mitsubishi 4 Cyl.	71,00 mm
SWM31085ZZ	NPR	798742-00-4	Piston ring set	Mitsubishi 4 Cyl.	81,00 mm
SWM31103ZZ	NPR	798752-00-4	Piston ring set	Mitsubishi 4 Cyl.	85,00 mm
SWM31116ZZ	NPR	798770-00-4	Piston ring set	Hyundai / Mitsubishi 4 Cyl.	86,50 mm
SWM31127ZZ	NPR	798766-00-4	Piston ring set	Mitsubishi 4 Cyl.	76,00 mm
SWM31141ZZ	NPR	798777-00-4	Piston ring set	Mistubishi 4 Cyl.	71,00 mm



VERGLEICHNUMMERN  
CROSS-REFERENCE  
Miscellaneous- SM

Cross ref.	Type	SM ref.:	Product Category	Manufacturer Type	Bore dia.
SWM31173ZZ	NPR	798710-00-4	Piston ring set	Citroen /Hyundai /Mitsubishi /Peugeot 4 Cyl.	88,00 mm
SWN30047ZZ	NPR	799007-00-6	Piston ring set	Nissan 6 Cyl.	86,00 mm
SWN30052ZZ	NPR	799011-00-4	Piston ring set	Nissan 4 Cyl.	76,00 mm
SWN30057ZY	NPR	799012-00-4	Piston ring set	Nissan 4 Cyl.	76,00 mm
SWN30066ZZ	NPR	799037-00-6	Piston ring set	Nissan 6 Cyl.	86,00 mm
SWN30095ZZ	NPR	799006-00-4	Piston ring set	Nissan 4 Cyl.	73,00 mm
SWN30097	NPR	799058-00-4	Piston ring set	Nissan 4 Cyl.	76,00 mm
SWN30104ZZ	NPR	799075-00-4	Piston ring set	Nissan 4 Cyl.	76,00 mm
SWN30110ZZ	NPR	799067-00-4	Piston ring set	Nissan 4 Cyl.	71,00 mm
SWN30128ZZ	NPR	799070-00-4	Piston ring set	Nissan 4 Cyl.	72,00 mm
SWN30130ZZ	NPR	799078-00-6	Piston ring set	Nissan 6 Cyl.	76,00 mm
SWN30135ZZ	NPR	799068-00-4	Piston ring set	Nissan 4 Cyl.	71,00 mm
SWN30142ZY	NPR	799083-00-4	Piston ring set	Nissan 4 Cyl.	80,00 mm
SWN30154ZZ	NPR	799229-00-4	Piston ring set	Nissan 4 Cyl.	84,00 mm
SWN30157ZZ	NPR	799195-00-6	Piston ring set	Nissan 6 Cyl.	78,00 mm
SWN30166ZZ	NPR	799020-00-4	Piston ring set	Nissan 4 Cyl.	84,00 mm
SWN30194ZZ	NPR	799008-00-4	Piston ring set	Nissan 4 Cyl.	76,00 mm
SWN30196ZZ	NPR	799015-00-4	Piston ring set	Mitsubishi / Nissan 4 Cyl.	78,00 mm
SWN30197ZZ	NPR	799014-00-3	Piston ring set	Nissan 3 Cyl.	78,00 mm
SWN30204ZZ	NPR	799005-00-4	Piston ring set	Nissan 4 Cyl.	71,00 mm
SWS20106ZZ	NPR	799413-00-4	Piston ring set	Bedford / Suzuki / Vauxhall 4 Cyl.	65,50 mm
SWS20120ZZ	NPR	799415-00-3	Piston ring set	Suzuki 3 Cyl.	68,50 mm
SWS20128ZZ	NPR	799424-00-3	Piston ring set	Suzuki 3 Cyl.	65,00 mm
SWS20131ZZ	NPR	799426-00-1	Piston ring set	Suzuki 1 Cyl.	74,00 mm
SWS20141ZZ	NPR	799426-00-1	Piston ring set	Suzuki 1 Cyl.	74,00 mm
SWS20142ZZ	NPR	799420-00-4	Piston ring set	Suzuki 4 Cyl.	75,00 mm
SWS20143ZZ	NPR	799426-00-1	Piston ring set	Suzuki 1 Cyl.	74,00 mm
SWS20144ZZ	NPR	799426-00-1	Piston ring set	Suzuki 1 Cyl.	74,00 mm
SWS20178ZZ	NPR	799431-00-4	Piston ring set	Suzuki 4 Cyl.	84,00 mm
SWS20185ZZ	NPR	799428-00-3	Piston ring set	Suzuki 3 Cyl.	74,00 mm
SWS20186ZZ	NPR	799429-00-4	Piston ring set	Suzuki 4 Cyl.	74,00 mm
SWS20190ZZ	NPR	799430-00-4	Piston ring set	Suzuki 4 Cyl.	75,00 mm
SWS20196ZY	NPR	799432-00-4	Piston ring set	Fiat / Suzuki 4 Cyl.	78,00 mm
SWS20199ZZ	NPR	799435-00-4	Piston ring set	Suzuki 4 Cyl.	78,00 mm
SWS20200ZZ	NPR	799433-00-3	Piston ring set	Suzuki 3 Cyl.	68,00 mm
SWS20205ZZ	NPR	799425-00-4	Piston ring set	Suzuki 4 Cyl.	71,00 mm
SWS20206ZZ	NPR	799434-00-4	Piston ring set	Suzuki 4 Cyl.	68,00 mm
SWS20207ZZ	NPR	799431-00-4	Piston ring set	Suzuki 4 Cyl.	84,00 mm
SWS20211ZZ	NPR	799401-00-3	Piston ring set	Suzuki 3 Cyl.	65,00 mm
SWS20216ZZ	NPR	799403-00-4	Piston ring set	Suzuki 4 Cyl.	84,00 mm
SWS20221ZZ	NPR	799440-00-3	Piston ring set	Suzuki 3 Cyl.	68,50 mm
SWS20223ZZ	NPR	799460-00-3	Piston ring set	Suzuki 3 Cyl.	73,00 mm
SWT10039ZZ	NPR	799618-00-2	Piston ring set	Toyota 2 Cyl.	80,00 mm
SWT10042ZY	NPR	799619-00-4	Piston ring set	Toyota 4 Cyl.	80,50 mm
SWT10068ZX	NPR	799687-00-4	Piston ring set	Toyota 4 Cyl.	76,00 mm
SWT10069ZY	NPR	799632-00-4	Piston ring set	Toyota 4 Cyl.	88,00 mm
SWT10072ZX	NPR	799620-00-6	Piston ring set	Toyota 6 Cyl.	83,00 mm
SWT10073ZZ	NPR	799609-00-6	Piston ring set	Toyota 6 Cyl.	75,00 mm
SWT10079ZZ	NPR	799631-00-6	Piston ring set	Toyota 6 Cyl.	83,00 mm
SWT10088ZZ	NPR	799636-00-4	Piston ring set	Toyota 4 Cyl.	84,00 mm
SWT10101ZZ	NPR	799627-00-4	Piston ring set	Toyota 4 Cyl.	81,00 mm
SWT10103	NPR	799661-00-4	Piston ring set	Toyota 4 Cyl.	92,00 mm
SWT10105ZZ	NPR	799604-00-4	Piston ring set	Toyota 4 Cyl.	73,00 mm
SWT10108ZZ	NPR	799628-00-4	Piston ring set	Toyota 4 Cyl.	81,00 mm
SWT10109ZZ	NPR	799608-00-4	Piston ring set	Toyota 4 Cyl.	75,00 mm
SWT10119ZZ	NPR	799640-00-4	Piston ring set	Toyota 4 Cyl.	86,00 mm
SWT10128ZZ	NPR	799667-00-4	Piston ring set	Toyota 4 Cyl.	74,00 mm
SWT10141ZZ	NPR	799681-00-4	Piston ring set	Toyota 4 Cyl.	86,00 mm
SWT10142ZZ	NPR	799670-00-4	Piston ring set	Toyota 4 Cyl.	81,00 mm
SWT10143ZZ	NPR	799682-00-4	Piston ring set	Toyota 4 Cyl.	73,00 mm
SWT10156 ZZ	NPR	799671-00-4	Piston ring set	Toyota 4 Cyl.	81,00 mm
SWT10161ZZ	NPR	799668-00-4	Piston ring set	Toyota 4 Cyl.	78,70 mm
SWT10164ZZ	NPR	799667-00-4	Piston ring set	Toyota 4 Cyl.	74,00 mm
SWT10170ZZ	NPR	799685-00-6	Piston ring set	Toyota 6 Cyl.	75,00 mm
SWT10181ZZ	NPR	799690-00-4	Piston ring set	Toyota 4 Cyl.	78,70 mm
SWT10183ZZ	NPR	799691-00-4	Piston ring set	Toyota 4 Cyl.	79,00 mm
SWT10192ZZ	NPR	799686-00-4	Piston ring set	Toyota 4 Cyl.	75,00 mm
SWT10195ZZ	NPR	799617-00-6	Piston ring set	Toyota 6 Cyl.	94,00 mm
SWT10201ZZ	NPR	799600-00-4	Piston ring set	Toyota 4 Cyl.	69,00 mm
SWT10211ZZ	NPR	799929-00-4	Piston ring set	Toyota 4 Cyl.	75,00 mm
SWT10219ZZ	NPR	799612-00-4	Piston ring set	Daihatsu / Toyota / Perodua 4 Cyl.	72,00 mm
SWT10223ZZ	NPR	799601-00-3	Piston ring set	Citroen /Daihatsu /Peugeot /Subaru /Toyota 3 Cyl.	71,00 mm
SWT10250ZZ	NPR	799625-00-4	Piston ring set	Daihatsu / Subaru / Toyota 4 Cyl	72,50 mm
SWT10252ZZ	NPR	799630-00-4	Piston ring set	Toyota 4 Cyl.	72,50 mm
SWT10253ZZ	NPR	799623-00-4	Piston ring set	Toyota 4 Cyl.	75,00 mm
SWT20030ZZ	NPR	798549-00-4	Piston ring set	Mazda 4 Cyl.	80,00 mm
SWT20033ZZ	NPR	798512-00-4	Piston ring set	Mazda 4 Cyl.	73,00 mm
SWT20042ZZ	NPR	798526-00-4	Piston ring set	Mazda 4 Cyl.	80,00 mm
SWT20045ZZ	NPR	798518-00-4	Piston ring set	Ford / Mazda 4 Cyl.	77,00 mm
SWT20048ZZ	NPR	798529-00-4	Piston ring set	Mazda 4 Cyl.	86,00 mm

**VERGLEICHNUMMERN  
CROSS-REFERENCE  
Miscellaneous- SM**

Cross ref.	Type	SM ref.:	Product Category	Manufacturer Type	Bore dia.
SWT20048ZZ	NPR	798535-00-4	Piston ring set	Kia / Mazda 4 Cyl.	86,00 mm
SWT20049ZZ	NPR	798523-00-4	Piston ring set	Mazda 4 Cyl.	78,00 mm
SWT20052ZZ	NPR	798513-00-4	Piston ring set	Kia / Mazda 4 Cyl.	71,00 mm
SWT20054ZZ	NPR	798527-00-4	Piston ring set	Mazda 4 Cyl.	81,00 mm
SWT20063 ZZ	NPR	798532-00-4	Piston ring set	Kia / Mazda 4 Cyl.	78,00 mm
SWT20065ZZ	NPR	798529-00-4	Piston ring set	Mazda 4 Cyl.	86,00 mm
SWT20065ZZ	NPR	798535-00-4	Piston ring set	Kia / Mazda 4 Cyl.	86,00 mm
SWT20066ZZ	NPR	798536-00-4	Piston ring set	Mazda 4 Cyl.	83,00 mm
SWT20067ZZ	NPR	798541-00-6	Piston ring set	Mazda 6 Cyl.	75,00 mm
SWT20076ZZ	NPR	798548-00-4	Piston ring set	Mazda 4 Cyl.	96,00 mm
SWT20078 ZZ	NPR	798538-00-4	Piston ring set	Mazda 4 Cyl.	83,00 mm
SWT20080 ZZ	NPR	798542-00-4	Piston ring set	Mazda 4 Cyl.	78,00 mm
SWT20089ZZ	NPR	792172-00-4	Piston ring set	Ford / Isuzu / Mazda / Volvo 4 Cyl.	87,50 mm
SXN30060ZZ	NPR	799012-00-4	Piston ring set	Nissan 4 Cyl.	76,00 mm
SXT10041ZZ	NPR	799618-00-2	Piston ring set	Toyota 2 Cyl.	80,00 mm
SXT20009ZZ	NPR	798507-00-4	Piston ring set	Mazda 4 Cyl.	70,00 mm
TCC-A-0101	NPR	798867-00-2	Piston ring set	Mitsubishi 2 Cyl.	104,00 mm
TCC-G-0036	NPR	792493-00-4	Piston ring set	Hyundai / Kia 4 Cyl.	71,00 mm
TCC-G-0071	NPR	798730-00-6	Piston ring set	Mitsubishi 6 Cyl.	81,00 mm
TCC-G-0081	NPR	797610-00-3	Piston ring set	Honda 3 Cyl.	66,00 mm
TCC-G-0082	NPR	799601-00-3	Piston ring set	Citroen /Daihatsu /Peugeot /Subaru /Toyota 3 Cyl.	71,00 mm
TCC-G-0105	NPR	795011-00-4	Piston ring set	Audi /Honda /Hyundai /Kia /Seat /Skoda /VW 4 Cyl.	71,00 mm
TCC-G-0115	NPR	799440-00-3	Piston ring set	Suzuki 3 Cyl.	68,50 mm
TCC-H-0004	NPR	799419-00-3	Piston ring set	Suzuki 3 Cyl.	65,00 mm
TCC-H-0085	NPR	791266-00-1	Piston ring set	Mercedes Benz / Smart / Mitsubishi 1 Cyl.	75,00 mm
TCC-J-0002	NPR	798707-00-4	Piston ring set	Citroen / Mitsubishi 4 Cyl.	75,00 mm
TCC-J-0058	NPR	799005-00-4	Piston ring set	Nissan 4 Cyl.	71,00 mm
YDM31033ZZ	NPR	798877-00-1	Piston ring set	Mitsubishi 1 Cyl.	118,00 mm